



OAKLAND WORKFORCE DEVELOPMENT BOARD

REGULAR MEETING

Thursday, May 4, 2017

8:30 a.m. – 11:00 a.m.

Hearing Room 3
Oakland City Hall
One Frank H. Ogawa Plaza



Do you need an ASL, Cantonese, Mandarin or Spanish interpreter or other assistance to participate? Please email LDial@oaklandnet.com or call (510) 238-3474 or (510) 238-3254 for TDD/TTY five days in advance.

¿Necesita un intérprete en español, cantonés o mandarín, u otra ayuda para participar? Por favor envíe un correo electrónico LDial@oaklandnet.com o llame al (510) 238-3474 o al (510) 238-3254 Para TDD/TTY por lo menos cinco días antes de la reunión. Gracias.

你需要手語, 西班牙語, 粵語或國語翻譯服務嗎? 請在會議前五個工作天電郵

LDial@oaklandnet.com 或致電 (510) 238-3474 或 (510) 238-3254 TDD/TTY。

City of Oakland Workforce Development Board Meeting

Date: _____

Hearing Room _____

Oakland City Hall

One Frank H. Ogawa Plaza

Oakland, CA 94612

Meeting Start Time: _____ Meeting End Time: _____

Board Roll Call	Absent or Present	Approve Board Minutes	Action Item Vote #1	Action Item Vote #2	Action Item Vote #3	Action Item Vote #4
John Brauer						
Kathleen Burris						
Kori Chen						
Rose Doss						
Dan Ferreira						
Herb Garrett, Chair						
Polly Guy						
Jonna Hensley						
Derreck Johnson						
Lisa Kershner						
Jowel Laguerre						
Darien Louie						
Michael McDonald						
Doreen Moreno						
Chudy Ndebe						
Gilbert Pete						
Ruben Rodriguez						
Brian Salem						
Obray Van Buren						
Total Present		-	-	-	-	-
Yes Votes	-					
No Votes	-					
Abstentions	-					
Recusals	-					

Motion: 1st: _____ Motion: 1st: _____

Motion 2nd: _____ Motion 2nd: _____

Motion: 1st: _____ Motion: 1st: _____

Motion 2nd: _____ Motion 2nd: _____

OAKLAND WORKFORCE DEVELOPMENT BOARD (OWDB)

REGULAR MEETING NOTICE

City Hall, 1 Frank H. Ogawa Plaza
Oakland, CA

Hearing Room 3

Thursday, May 4, 2017

8:30 a.m. – 11:00 a.m.

AGENDA

Members of the public wishing to address the Board on issues shall complete a Speakers Card. Members of the public who wish to address the Board on published issues should do so at the time the agenda item is being discussed. Issues that the public wishes to address that are not published on the agenda will be heard during the Public Forum section.

I. PROCEDURAL ITEMS	PAGE
a. Call to Order and Roll Call	2
b. Chair Remarks	
c. Adoption of the Agenda	3
d. Approval of Minutes (Action)	5
II. PRESENTATION ITEM	7
a. East Bay Slingshot Project	
i. East Bay Advanced Manufacturing Partnership	
ii. East Bay Transportation & Logistics Partnership	
iii. East Bay Information Communication Technology Partnership	
III. ACTION & DISCUSSION ITEMS	
a. Approve Earn & Learn East Bay Summer Providers 2017	8
b. Discuss OWDB Contractor Performance Reports	12
c. Discuss Draft FY 2017-2018 Budget & Consider Formation of <i>Ad Hoc</i> Committee	21
IV. PUBLIC FORUM	
(For items that members of the public wish to address that are NOT on the agenda)	
V. STAFF REPORTS	
VI. ANNOUNCEMENTS	
VII. CLOSING REMARKS	
VIII. ADJOURN	

NEXT OWDB MEETING IS THURSDAY, AUGUST 3, 8:30A-11:00A

These WIOA Title I financially assisted programs or activities are “Equal Opportunity Employers/Programs”. Auxiliary aids and services are available upon request to individuals with disabilities.

ITEM I. d. ADOPTION OF MINUTES
Tuesday, March 14, 2017

Board Roll Call	Absent or Present	Approve Board Minutes	Action Item Vote #1 Strategic & Local Plan	Action Item Vote #2 Ad Hoc	Action Item Vote #3	Action Item Vote #4
Elena Anaya, Vice Chair	Absent	N/A	N/A	N/A		
John Brauer	Present	N/A	Yes	Yes		
Kathleen Burris	Absent	N/A	N/A	N/A		
Kori Chen	Present	N/A	Yes	Yes		
Rose Doss	Absent	N/A	N/A	N/A		
Dan Ferreira	Present	N/A	Yes	Yes		
Herb Garrett, Chair	Absent	N/A	N/A	N/A		
Polly Guy	Present	N/A	Yes	Yes		
Derreck Johnson	Present	N/A	Yes	Yes		
Lisa Kershner	Present	N/A	Yes	Yes		
Jowel Laguerre	Present	N/A	Yes	Yes		
Darien Louie	Present	N/A	Yes	Yes		
Michael McDonald	Absent	N/A	N/A	N/A		
Doreen Moreno	Present	N/A	Yes	Yes		
Chudy Ndebe	Present	N/A	Yes	Yes		
Gilbert Pete	Present	N/A	Yes	Yes		
Ruben Rodriguez	Present	N/A	Yes	Yes		
Brian Salem	Present	N/A	Yes	Yes		
Obray Van Buren	Absent	N/A	N/A	N/A		
Total Present	13	-	-	-		
Yes Votes	-	0	13	13		
No Votes	-	0	0	0		
Abstentions	-	0	0	0		
Recusals	-	0	0	0		

The City of Oakland Workforce Development Board convened in a special meeting on March 14th, 2017 at the Oakland City Hall at One Frank H. Ogawa Plaza, Oakland, CA 94612 (Hearing Room 3).

1. The Board meeting was called to order by a Board Member (further referred to as the stand in Board Chair), Chudy Ndebe, (in place of the absent Board Chair and Vice Chair) at 8:45 a.m.

2. A Board Staff Member Called the Roll. A Board quorum was met. 68% of the Board Members were present at the meeting.
3. The Board Chair called for the adoption of the day's Agenda.
4. There were no minutes to approve.
5. The stand in Board Chair welcomed and introduced the Executive Director, Stephen Baiter.
6. The stand in Board Chair addressed the first action item: Approve 2017-2020 Local and Regional Strategic Workforce Development Plans. The recommendation to the board was to approve and authorize staff to implement the Plans as set forth.
7. The Executive Director presented an overview of each Plan.
8. There was one speaker card for the Local and Regional Strategic Workforce Development Plan.
9. Brian Salem made the 1st motion to approve the two Plans. Dan Ferreira made the 2nd motion. There was a unanimous approval vote from the Board members. The motion carried.
10. The Board Chair addressed the second action item: Accept Adult and Youth Performance Reports & Review Draft Report Templates. The recommendation is to approve the Adult and Youth Performance Reports and authorize staff usage of Draft Report templates.
11. There was one Speaker Card for the second action item.
12. Darien Louie made the 1st motion to approve this item. Gilbert Pete made the 2nd motion to approve. The board voted unanimously to approve the motion. The motion carried.
13. Board Staff presented Staff Reports.
14. There was one Speaker Card during the Public Forum.
15. The stand in Board Chair and the Executive Director made closing remarks.
16. The meeting was adjourned at 10:04 a.m.



ITEM II.a. – PRESENTATION



To: Oakland Workforce Development Board
From: OWDB Staff
Date: May 4, 2017
Re: East Bay Slingshot Project

As one of the four (4) workforce development boards in the East Bay Regional Planning Unit (RPU) that was designated by the State of California, the OWDB is required to work with its regional counterparts to develop and execute a coordinated strategy around areas of critical importance, including the alignment of career pathway programs that support the needs of priority industry sectors in regional economies. Fortunately, the OWDB and the other local workforce boards that are part of the East Bay RPU have already been working together for many years, which in turn has helped to make this task considerably less daunting than it might otherwise be.

Over the past few years, one of the ways in which this broader regional partnership has manifested has been through the East Bay Slingshot initiative, which is focused on building and sustaining business-led regional industry sector partnerships that include support from regional economic development, education, labor, and workforce development boards in five priority industry sectors. The initiative has helped to stand up and support five (5) different regional sector partnerships, including Advanced Manufacturing, Biomedical, Healthcare, Information Communication Technology, and Transportation & Logistics.

Today, OWDB members will hear an overview from the regional leads of the following industry sector partnerships:

- East Bay Advanced Manufacturing Partnership www.ebamp.org
- East Bay Transportation & Logistics Partnership www.ebtlp.org
- East Bay Information & Communication Technology Partnership www.eastbayict.org

The OWDB has received a small allotment of Slingshot funding (through the spring of 2018) to help support work related to this project. Specifically, the OWDB is expected to further develop and strengthen the connections with the aforementioned regional industry sector partnerships by increasing the number of local businesses that engage in these efforts through special events, work-based learning opportunities, employee recruitment and hiring, and other efforts. Board members are encouraged to think about how to best maximize these opportunities as we look ahead to our work in the coming year.

ITEM III.a. ACTION

To: Oakland Workforce Development Board

From: OWDB Staff

Date: May 4, 2017

Re Earn & Learn East Bay Summer 2017 Service Providers

RECOMMENDATION

Recommendation #1: That the OWDB membership authorize staff to enter into contract negotiations with one or more of the following four (4) agencies for the purpose of providing summer youth services during 2017: 1) Lao Family Community Development, 2) Youth Employment Partnership, 3) Unity Council; and 4) Youth Uprising.

Recommendation #2: Request that staff develop a Budget Addendum for 2017 Proposed Summer Program allocations for one or more of the aforementioned service providers and return with authorized not-to-exceed award amounts for ratification by the OWDB membership at its next meeting.

BACKGROUND:

Per City Council Resolution No. 84373 C.M.S., the Oakland WDB is authorized to approve the disbursement of funds for the summer jobs program to contracted youth service providers without the need for staff to return to the City Council for approval. While Mayor Schaaf has directed staff to develop an employment-focused summer and year-round program model under the regional branding of “Earn and Learn East Bay” (ELEB), the legislation remains in effect regarding disbursement of summer program funds.

Funding for Summer and Year-Round Jobs

The funding that supports summer and year-round jobs for young people in the City Of Oakland typically comes from the following sources:

- 1) Public funds that are used to subsidize wages for youth. Examples include funding from the Oakland Housing Authority, the City Of Oakland General Fund, and Workforce Innovation & Opportunity Act (WIOA) funds. Many of these funding sources typically have restrictions and/or eligibility criteria around who they can be used to serve, as well as the kinds of activities they can support.
- 2) Private funds that are used to subsidize wages for youth. Examples include business/corporate grants/sponsorships, grants from foundations and other philanthropic sources,

and individual donations. These funds are often less restrictive in terms of whom they can be used to serve (and for what purpose) than public funds.

- 3) Other funds that are directly invested in young people by public, private, and nonprofit employers who hire them directly. This includes a range of programs and investments, from other City Of Oakland organizations such as Oakland Unite, the Oakland Unified School District's Exploring College, Career, and Community Options (ECCO) program, and programs run by private sector companies (such as the highly lauded KP Launch model that is run by Oakland-based Kaiser Permanente).

Funds described in item #1 above are administered by the City Of Oakland and OWDB and are disbursed to contracted youth service providers, who in turn serve as the employer of record for young people and work to coordinate their placement at quality worksites across the city. Additionally, any funds raised by the City Of Oakland and OWDB under category #2 follow a similar process. Taken together, these two categories of funding make up the base funding amounts for OWDB contracted service providers to provide subsidized summer and year-round jobs for Oakland youth. It is important to note that funding for the aforementioned contracts is contingent upon revenues received from the Oakland Housing Authority (OHA), potential Oakland General Fund allocations, WIOA funds, and other miscellaneous funding sources

Below are some additional details about the different pools of funds (items #1 and #2 above) to support summer and year-round jobs that are directly under the purview of the OWDB:

Oakland Housing Authority Funding

The Oakland Housing Authority (OHA) provides funding to support a program model that includes a total of 20 hours of employment and job retention training, and 100 hours of paid work experience at the City's new minimum wage rate of \$12.86 per hour. The OHA grant pays service providers a flat fee of \$500 per participant for Program and Administrative support and up to \$1,286 for youth wages, and their contract to provide these revenues stipulates that any costs above and beyond the \$1,726 per participant must be supported by other funding sources.

Other Funding (Public & Private)

In addition to OHA funding described above, the City Of Oakland sometimes invests and also raises additional public and private funds that can be used to subsidize paid summer jobs and internships. The amount of money available each year varies based upon if (and if so, how much) funding the City Of Oakland directly invests in this work, as well as other funds raised from private sector sources. These funds are typically added to the contracted amounts with youth service providers who are working directly with youth to place them in subsidized jobs.

Finally, funds described in item #3 above go beyond the scope of this memo because they are not under the purview of the OWDB. It is also important to note that the full scope of this work is very difficult to aggregate and track, largely because it is not happening in a coordinated manner (for reasons both good and bad). As such, it is only possible to make rough estimates as to the size and scope of these activities, although they arguably represent the largest investment in Oakland youth both on a seasonal (summer) and year-round basis. To this end, the OWDB anticipates utilizing the Earn & Learn East Bay campaign as a means of working in a more

coordinated manner with other organizations that are investing in and/or directly supporting activities related to expanding work-based learning opportunities for Oakland youth.

ANALYSIS:

A total of five (5) organizations submitted applications to become service providers using funds under areas #1 and #2 as described in the previous section. Staff recommends that the top four organizations be granted the opportunity to provide summer employment services, contingent on coming to agreements regarding proposed costs and service levels. The agencies recommended for these services were determined to have capacity and expertise to deliver the program requirements of the OHA grant (which serves as the core funding support for subsidized summer employment) and disburse summer program funds using the pro-rated formula below based on the number of OHA slots each agency is ultimately granted, as well as additional funds that are expected to be part of this investment.

Below is a synopsis of each of the five (5) submittals, listed in order by scoring ranking.

1) Lao Family Community Development

Lao Family Community Development proposed to serve 110 young people through ELEB.

Total Cost per Participant: \$2,727.34

Direct Costs (Wages, Bus Passes, Training Bonuses, Incentives and Program Support):
\$1,620.39 (59%)

Operational Costs (Withholding Taxes, Liability Insurance, Staff Travel and Parking, Payroll, W4, and General Administration): \$1,106.95(41%)

- Application Strengths: Solid agency with significant experience and thorough understanding of summer programming with excellent performance outcomes.
- Application Concern: Ratio of Direct to Operational Costs.

2) Unity Council

Unity Council proposed to serve 30 young people through ELEB.

Total Cost per Participant: \$2,415.10

Direct Costs (Wages, Bus Passes, Training Bonuses, Incentives and Program Support):
\$1,889.61 (78%)

Operational Costs (Withholding Taxes, Liability Insurance, Staff Travel and Parking, Payroll, W4, and General Administration): \$525.49 (22%)

- Application Strengths: Application included well defined job readiness curriculum and list of potential employers.
- Application Concern: Application reference of 50% stipend opportunities for a subsidized employment model. Budget revision required to reflect subsidized employment model.

3) Youth Employment Partnership

Youth Employment Partnership proposed to serve 110 young people through ELEB.

Total Cost per Participant: \$2,772.00

Direct Costs (Wages, Bus Passes, Training Bonuses, Incentives and Program Support):
\$2,299.70 (83%)

Operational Costs (Withholding Taxes, Liability Insurance, Staff Travel and Parking, Payroll, W4, and General Administration): \$472.30 (17%)

- Application Strengths: Solid agency with significant experience and thorough understanding of summer programming proposing to serve participants in West, Central and East Oakland. Ratio of Direct to Operational Costs.
- Application Concern: Application was lacking the required list of potential employers and job readiness curriculum and activities were lacking detail.

4) Youth Uprising

Youth Uprising proposed to serve 100 young people through ELEB.

Total Cost per Participant: \$3,561.37

Direct Costs (Wages, Bus Passes, Training Bonuses, Incentives and Program Support):

\$2,096.93 (59%)

Operational Costs (Withholding Taxes, Liability Insurance, Staff Travel and Parking, Payroll, W4, and General Administration): \$1,464.44 (41%)

- Application Strengths: Application included well defined job readiness curriculum and list of potential employers.
- Application Concern: Cost per participant is 28% above the average of applications submitted. Ratio of Direct to Operational Costs. Contract compliance section of the application did not address program outcomes or performance.

5) Bay Area Community Resources

Bay Area Community Resources proposed to serve 20 young people through ELEB.

Total Cost per Participant: \$2,462.00

Direct Costs (Wages, Bus Passes, Training Bonuses, Incentives and Program Support):

\$1,899.00 (77%)

Operational Costs (Withholding Taxes, Liability Insurance, Staff Travel and Parking, Payroll, W4, and General Administration): \$563.00 (23%)

- Application Strengths: Application included well defined job readiness curriculum and list of potential employers. Ratio of Direct to Operational Costs.
- Application Concern: Contract compliance issues in meeting program outcomes or performance.

NEXT STEPS

Pending approval of the aforementioned recommendations by the OWDB, staff will continue discussions and negotiations with proposed youth service providers about program design and implementation. These include additional fundraising efforts and resource leveraging opportunities, business engagement, outreach and recruitment of youth participants, coordination process for worksite placements, and other related activities. Updates on these items will be included in the ensuing funding recommendations.

ITEM-III.b. DISCUSSION

To: Oakland Workforce Development Board

From: OWDB Staff

Date: May 4, 2017

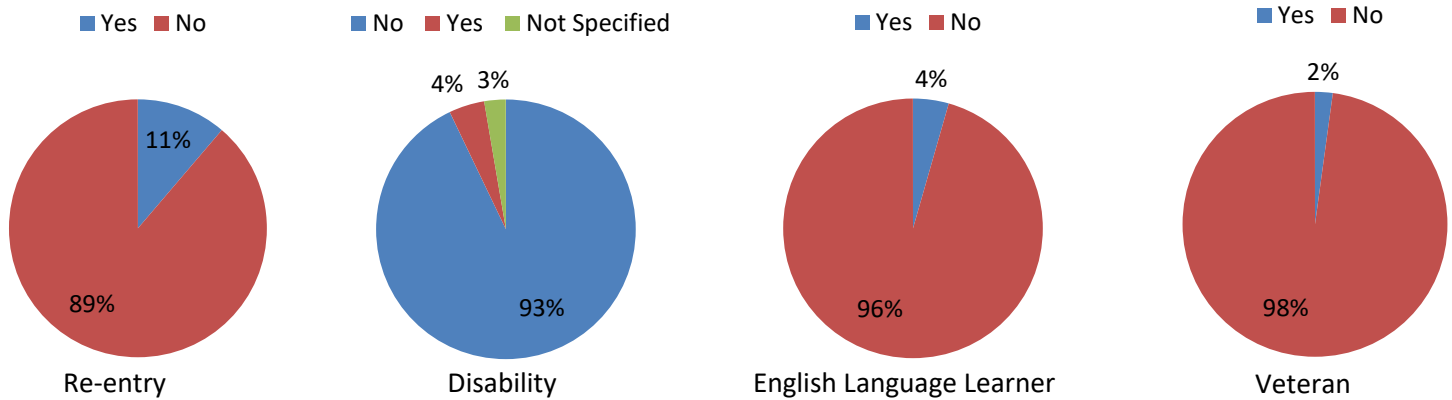
Re: OWDB Contractor Performance Reports



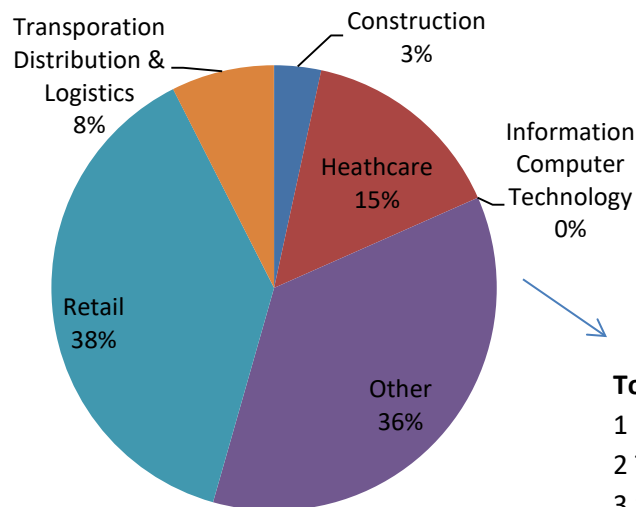
CUMULATIVE FY 2016-17 PERFORMANCE REPORTS

Priority Populations

Active Enrollments between 7/1/2016 to 6/30/2017



Priority Sector Employment



Top 5 "Other" Employment

- 1 Employment Placement Agencies
- 2 Temporary Help Services
- 3 Security Guards and Patrol Services
- 4 Elementary and Secondary Schools
- 5 Full-service restaurants

(Adults and Youth enrollments between 7/1/2016 to 6/30/2017)

Total Participants Enrolled: 2416



New Participant Enrollments: 791



Received Training: 551



Exited with Credential: 175



Training Expenditure Requirement for Program Years 2015-17 as of March 31, 2017

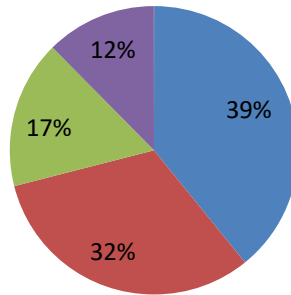
Beginning Program Year 2012-13 through 2015-16, local boards must spend at least 25 percent of the combined total of their adult and dislocated worker WIA formula fund allocations on training services, imposed by Senate Bill 734. Up to 10 percent of the combined total of the adult and dislocated worker formula fund allocation can be met by applying designated leveraged resources used for training. The following table provides a breakdown of the total training expenditure requirement and leveraged resources for PY 2015-17 reported to the State by the City's Finance Management Agency.

Adult and DW Total Allocation	\$ 2,753,624
Minimum Training Expenditure Requirement	\$ 688,406
Actual Training Service Payments	\$ 390,324
Summary of Leveraged Resources	\$ 0
Amount of Possible Leverage	\$ 275,362
Total Amount Spent on Training	\$ 390,324
Shortfall for 25% Training Requirement	-\$ 298,082
Requirement met?	<u>Not met</u>

Length of time in program

Enrolles active or exited from 7/1/16 to 3/31/17

■ 0-12 months ■ 1-2 years ■ 2-3 years ■ 3 + years



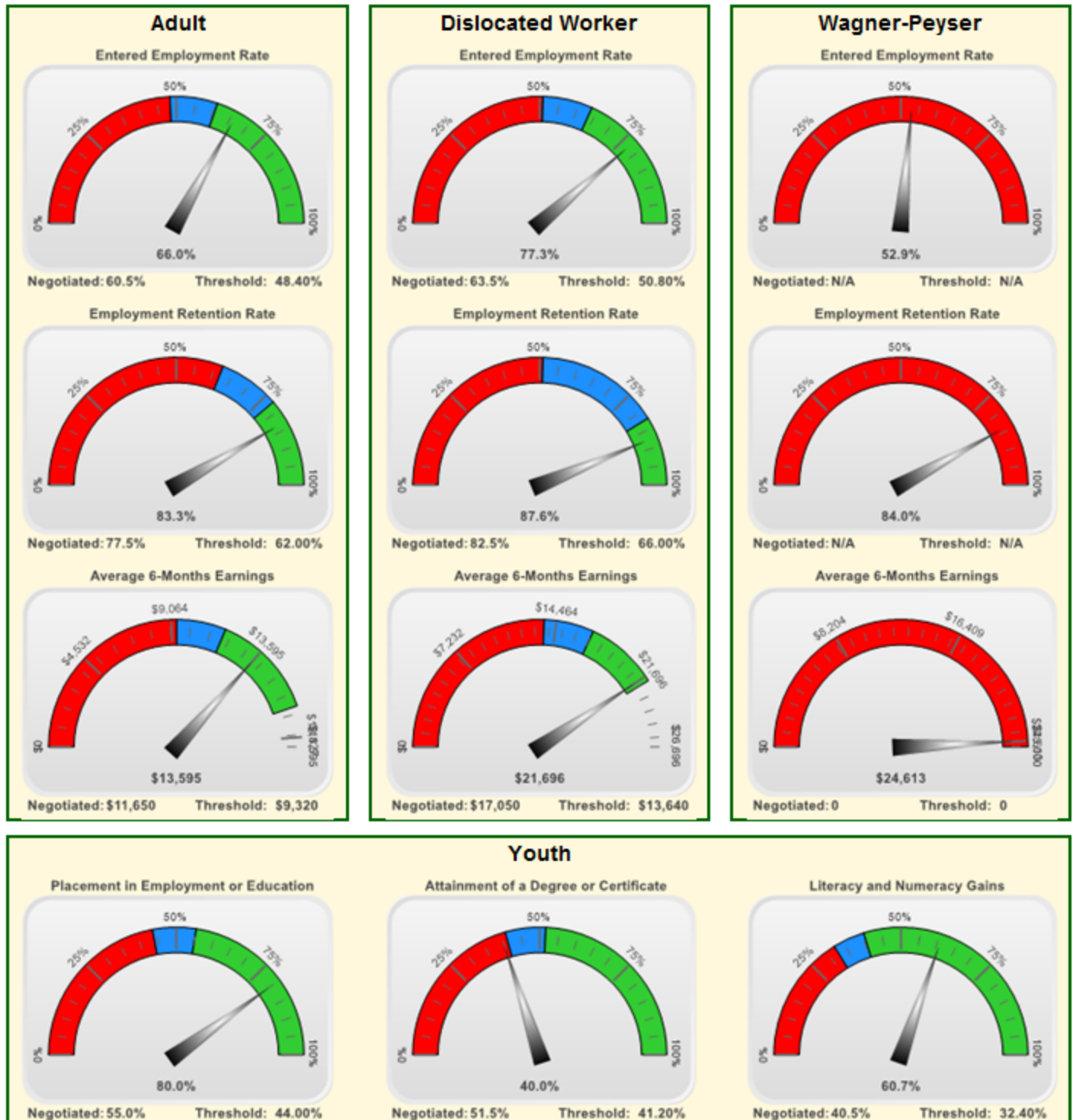
	0-12 months	1-2 years	2-3 years	3 + years
ASSETS	3	11	8	2
Merritt College	103	0	0	0
PIC				
East, West & Comp	574	663	368	288
Unity Council	66	22	12	0
BACR	19	0	0	0
Lao Family	32	29	0	0
YEP	35	13	0	0
Youth Radio	44	7	0	0
Civicorps	40	0	0	0
Total	916	745	388	290

WIOA Performance Measures

These goals, negotiated with the California State Workforce Board, form the baseline performance levels that will be used as a benchmark for future performance accountability. Local areas will have the opportunity to renegotiate PY 2017-18 in the fourth quarter of PY 2016-17. Performance indicators below the threshold are considered not met. The City of Oakland is currently exceeding its negotiated performance measures for Adult, Dislocated Worker and Youth programs.

*Wagner-Peyser measures are shown but not part of WIOA performance measures.

- Report Period: 2016



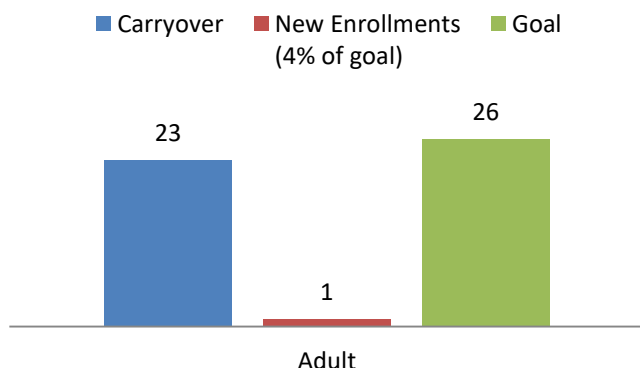
CUMULATIVE FY 2016-17 INDIVIDUAL SERVICE PROVIDER PERFORMANCE THROUGH THE THIRD QUARTER (7/1/2016 – 3/31/2017)

ADULT PROVIDERS

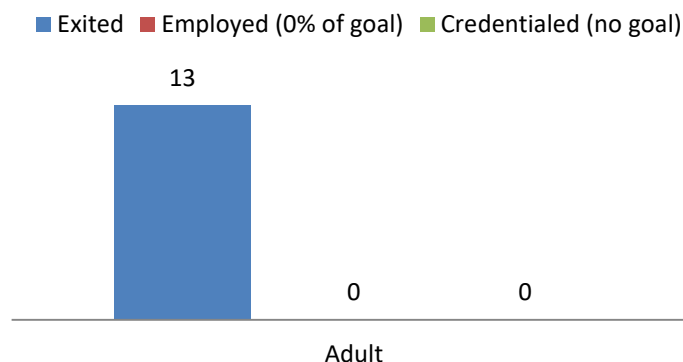
Assets

FY 2016-17 has been a transitional year for ASSETS with the elimination of SCSEP services. With SCSEP, ASSETS had more than 40 agencies providing subsidized on the job training experience for older adult workers. ASSETS agreements with these agencies was key to meeting employment goals in prior years for both SCSEP and WIOA programs. To that end, ASSETS is strategizing on how to replace the OJT experience provided by SCSEP with employers that value older adult workers. This new program planning will in the short-term make it difficult for ASSETS to meet employment goals by June 30 however, it should increase ASSETS ability to meet future employment goals. ASSETS is taking the necessary time this transitional year for evaluation and planning to ensure improved performance in the future. Part of this transition has already benefitted the WIOA program as we were able to use the existing SCSEP data base to schedule more than 25 new intakes between April and May with more to follow in June. ASSETS has in its plan to collaborate with KRA to provide OJT and direct hire placements to existing and new customers.

Enrollment



Outcomes

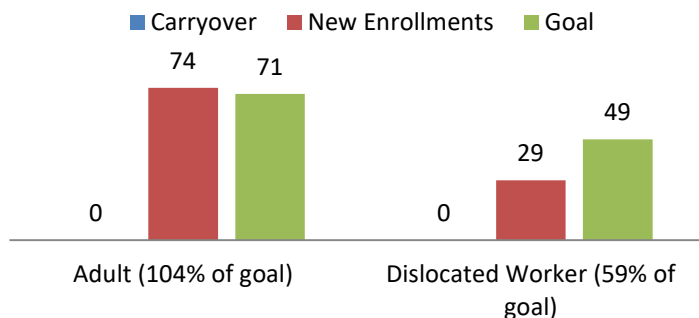


Merritt College

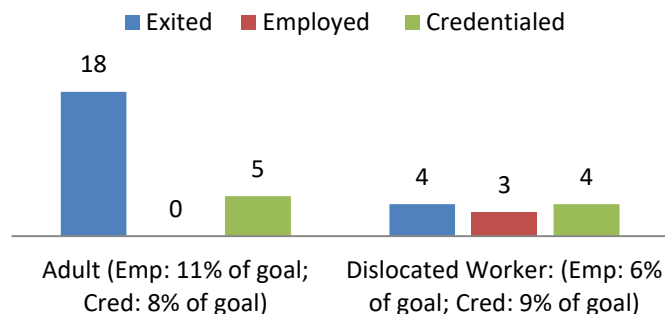
Merritt SAP has exceeded their Adult Enrollment goal of 71. They have enrolled 79 adults as of 04/24/17, per CalJOBS. Merritt SAP is close to meeting their DW Enrollment goal of 49. They have enrolled 31. They are at 63% of their goal. They have an action plan to send staff to the EDD Oakport Office to assist with WIOA Orientations which will in turn assist them with obtaining their goal. Merritt has an action plan in place where they will work with KRA to assist their customers with direct hire and OJT opportunities. They will also host more OSR's. Merritt has an action plan in place for training and

attainment. They currently have several active cohorts and ITA's in place, particularly their JVS and Bridge to Healthcare Cohorts. They also have several potential BART TCLT program enrollments as well. They are on track to meet their training and attainment goals by the end of the fiscal year.

Enrollment



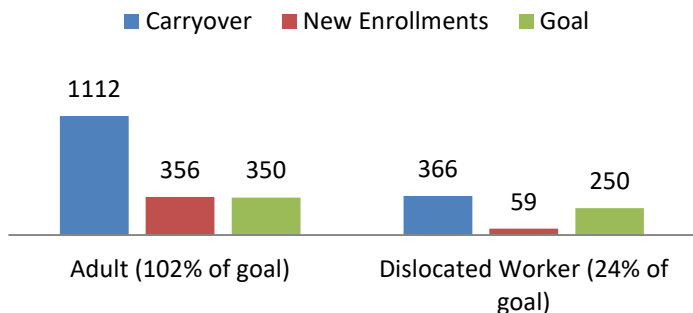
Outcomes



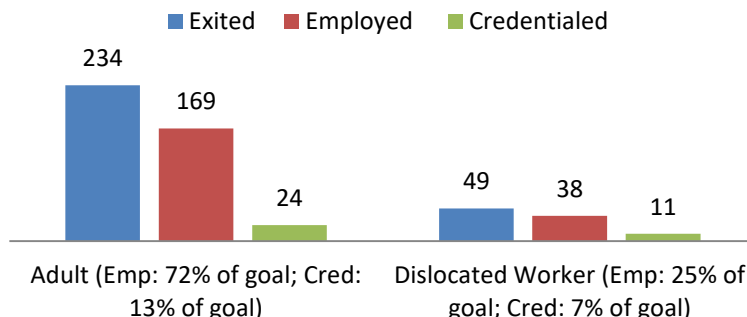
Oakland Private Industry Council (East, West and Comprehensive Centers)

PIC has exceeded their Adult Enrollment goals of 350. PIC has an action plan to meet their DW Enrollment goal of 250. PIC plans to utilize their co-located staff at their East Oakland site to go to the EDD Oakport site to assist with WIOA orientations which will in turn boost their DW enrollments. PIC is hopeful that they will reach their DW enrollment goal by the end of the fiscal year. PIC is on track to meet their Adult Employment goal by the end of the fiscal year. They have met 72% of their goal to date. PIC has exceeded their DW Employment goal (103%). PIC is currently working with KRA to meet their employment goals and provide direct hire and OJT placements to existing and new customers.

Enrollment



Outcomes



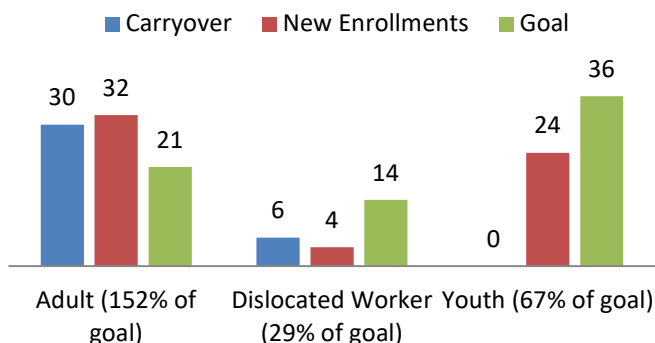
Unity Council

Unity Council has vastly exceeded its Adult Enrollments (152%). Unity Council has an action plan in place to send staff out to the EDD Oakport site to assist with WIOA Orientations which will in turn increase their WIOA DW enrollments. Unity SAP has an ongoing JVS healthcare cohort where their customers will receive industry recognized certifications. They are on track to meet their training/attainment goals by the end of the fiscal year. Unity SAP is currently working with KRA to provide direct hire and OJT

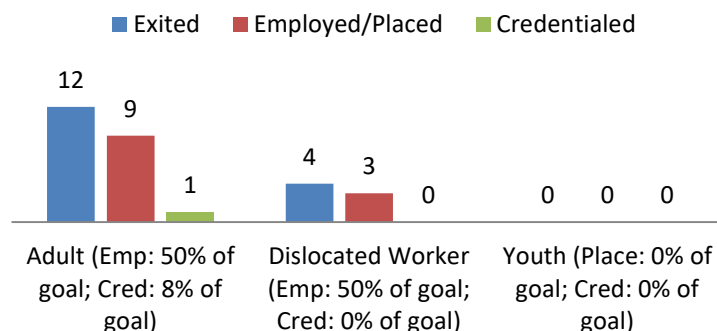
placements to existing and new customers. They are hopeful that they will meet their training/attainment goals by the end of the fiscal year.

Unity Council recruited and assessed eligibility for 33 interested youth, totaling 56 so far this program year. UC is serving 24 youth participants (8 ISY, 16 OSY).

Enrollment



Outcomes



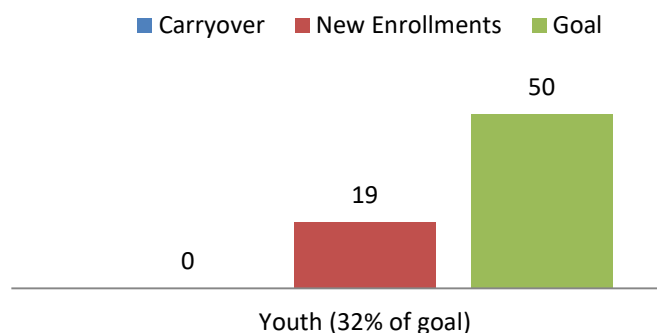
YOUTH PROVIDERS

Some agencies have had difficulty enrolling young people. Youth services function on a two-year cycle- year one: enrollment and active program participation; year two: follow-up services after program exit. Closures for youth programs are expected to increase by the fourth quarter.

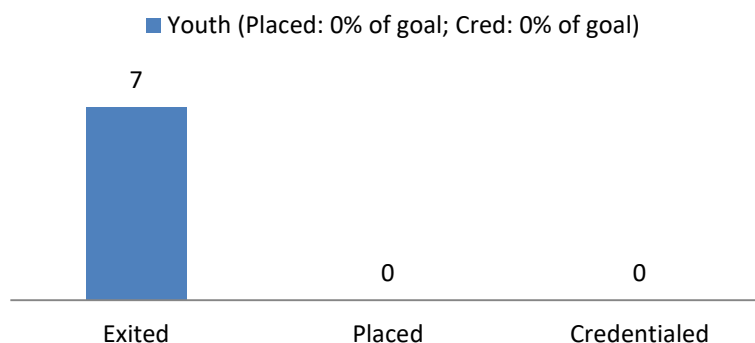
Bay Area Community Resources (BACR)

BACR increased WIOA clients, bringing total enrollments to 19. Twenty-eight percent of enrollments took part in a five-week cohort based job readiness and life skills training. This was the first cohort this year. Lastly, BACR participated in this years' Oakland Youth Career Expo and Job Fair. With over 40% of clients in attendance, they were exposed to over 20 employers and gained extensive knowledge of summer employment opportunities. In addition, they also connected with post-secondary institutes for future enrollment opportunities and info sessions.

Enrollment



Outcomes

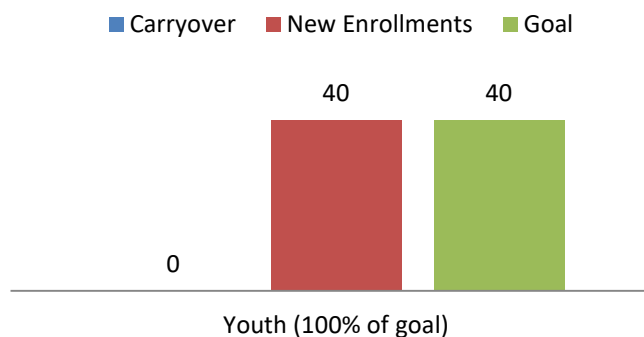


Civicorps

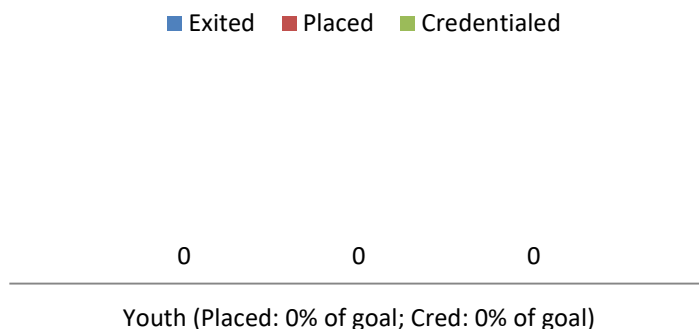
Civicorps enrolled 20 new WIOA participants, successfully reaching their goal of enrolling 40 participants. All WIOA youth had dropped out of high school, and qualify as out-of-school youth before entering Civicorps' Academic and Professional Pathway. Also, 15 WIOA participants are engaged in paid job training, participated in at least four hours of evening academics each week, as well as a weekly three-hour seminar, working toward their high-school diploma. This coursework included English and Math classes developed in collaboration with the Peralta Community College District; interview skills; and driver's license test preparation – all are preparing WIOA participants for placement and retention in employment and college.

Additionally, 19 WIOA participants are in the first stage of programming, which focuses solely on academics. For the first 14 weeks of the Academic & Professional Pathway, participants take classes (Math, English, Social Studies, Science, Health & Wellness, College Pathways, and Career Pathways) for 32 hours a week, working towards a high-school diploma. After the 14 weeks, they transition to paid job training and evening academic classes.

Enrollment



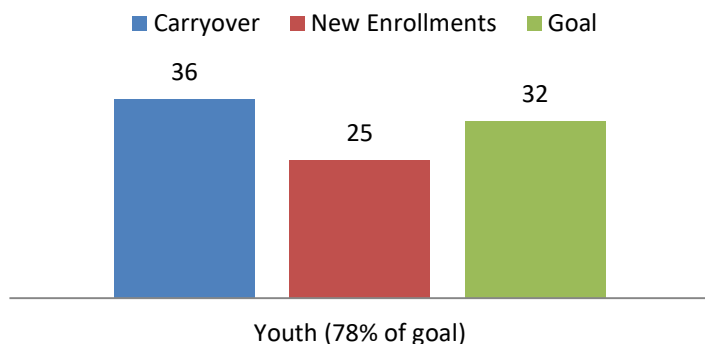
Outcomes



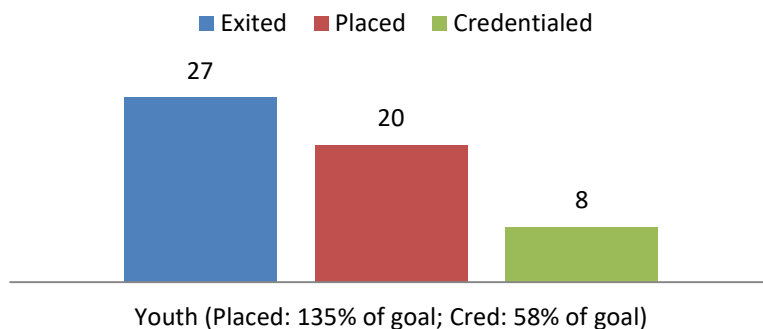
Lao Family Community Development

LFCD staff is actively participating in community events to showcase their agency. WIOA participants are receiving job readiness training, paid work experience, Literacy and Numeracy assistance to achieve measureable skills gain.

Enrollment



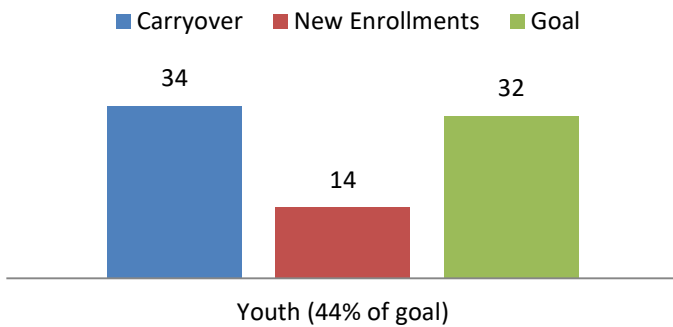
Outcomes



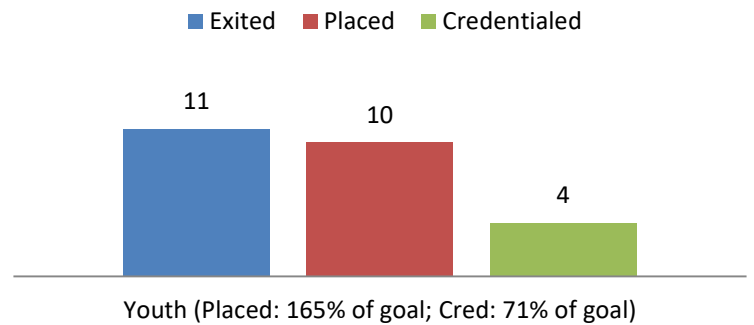
Youth Employment Partnership (YEP)

YEP had a large number of young people enrolled in the last month and days of the 4th quarter of last year which are currently being served. Recruitment and enrollment activities continue.

Enrollment



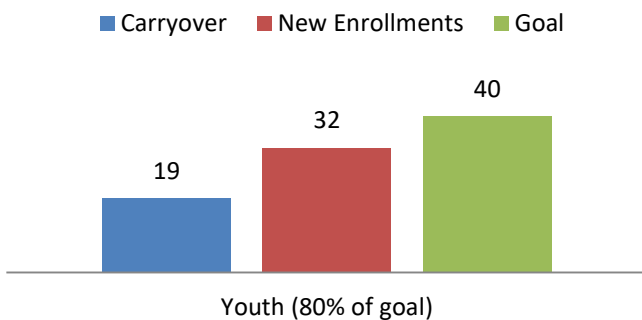
Outcomes



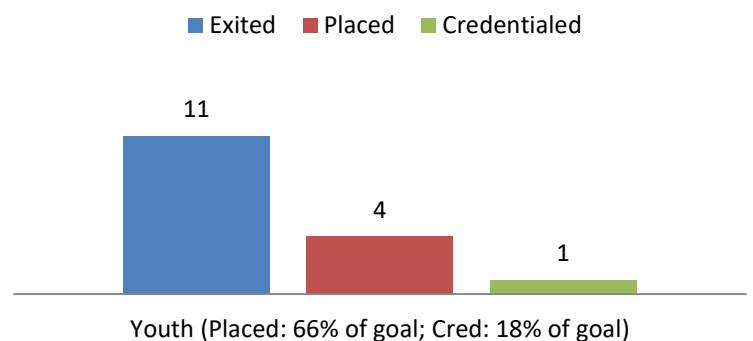
Youth Radio

Youth Radio renewed MOU with Berkeley City College assuring that all WIOA participants will earn UC or CSU transferable credits. 20 youth are approaching the final stages of programing and WIOA Closure.

Enrollment



Outcomes





ITEM-III.c. DISCUSSION

To: Oakland Workforce Development Board
From: OWDB Staff
Date: May 4, 2017
Re: Discuss Draft FY 2017-2018 Budget & Consider Formation of *Ad Hoc* Committee

RECOMMENDATION:

That the Oakland Workforce Development Board (OWDB) review and discuss the DRAFT FY 2017-2018 OWDB budget and consider convening an *ad-hoc* budget committee to review the WDB annual budget and make recommendations to budget adjustments.

BUDGET RECAP SUMMARY

The FY 2016-17 Oakland Workforce Development Board budget was presented to the board for consideration on June 2, 2016 and was approved with the addition to fund Civicorps as a sixth youth service provider and for staff to request \$100,000 in general funds from City Council to align Civicorps funding with the other five youth service providers to \$209,776.

The FY 2016-17 budget allocations, maintained the total funding level provided to contract service providers, and reduced the share of Workforce Innovation and Opportunity Act (WIOA) funds allocated to the City's program and administrative support costs for its role as system administrator. To compensate for this reduction in WIOA Formula funds, while maintaining adequate system administrator staffing necessary to provide contract oversight and performance monitoring, City Council approved one-time funding of \$348,668 as a part of the mid-cycle budget to support City operations while the balance of the WIOA shortfall was covered by other WDB grants. City Council also approved an additional \$709,916 to support service provider operations not funded by WIOA.

In January, the *ad-hoc* budget committee convened to update the FY 2016-17 budget based upon the actual amounts of the grants received and amendments to contracted services to present the board for approval. The following pages provide additional detail on the revised FY 2016-17 budget approved by the WDB on February 2, 2017.

REVISED FY 2016-17 WDB BUDGET

This memorandum presents the revisions to the FY 2016-17 WDB budget. It is the adjusted budget based upon the actual amounts of the grants received and amendments to contracted services.

City Council General Fund Subsidy

The Council approved \$1,059,984 in one-time funding for the workforce system, of which \$709,916 has been allocated to service providers. Table 1 represents the allocations to service providers approved by City Council.

Table 1: City Council Allocated General Fund Subsidy			
One-Time Additions:		Provider	Total Midcycle Budget Amendments to Providers:
1	Supplemental Youth Program Provider	Civicorps <i>(supplemented by non-WIOA funds to support cost *)</i>	\$103,000
2	One-Time Funding for Neighborhood Centers for Adult/Dislocated Workers	Unity Council One-Stop Career Center	\$100,000
3		OPIC: Comprehensive Career Center for West Oakland One-Stop Career Center	\$130,000
4	Additional Funding for Classroom2Careers	Lao Family Community Development, Youth Employment Partnership and Youth UpRising @ approx. \$66k each	\$198,710
5	Day Laborer Program	Causa Justa	\$170,000
6	One-time funding to offset WIOA reduction	Department of Human Services ASSETS	\$8,206
TOTAL CONTRACTS			<u>\$709,916</u>

* Additional funds of \$103,000 to support a sixth youth provider, Civicorps, Civicorps was approved to receive \$106K from WIOA budget. This amount makes them whole to match the other five youth providers.

The first allocation was already approved by the Workforce Development Board. On June 2, 2016, the Workforce Development Board (WDB), during its budget deliberations, voted to fully fund six youth providers, which would require an additional \$103,000 subsidy from the General Fund in order to fully fund the sixth provider, Civicorps.

The second allocation is for an existing provider, Unity Council that the WDB approved as a sector access point provider. City Council requested that in addition to the sector access point contract, Unity Council receive one-time funding of \$100,000 as a neighborhood one-stop center.

The third allocation is for OPIC; the City Council requested that West Oakland one-stop career center receive one-time funding for a neighborhood center.

The fourth allocation is for summer youth contracts. funds are for the Classroom2Careers program. The additional \$200,000 will increase number of students served by 80.

The fifth allocation is to fund Causa Justa and its partners to provide the day laborers workforce job referral services, access to health, legal services and other support services.

Amendment to FY 2016-17 WIOA Formula Funds

On October 27, 2016 the Department of Labor released a grant modification reflecting a .41903 percent rescission to WIOA funding. Table 2 reflects the revised total PY 2016-17 amount the City of Oakland will receive for each of the funding streams.

Table 2: Amendment to FY 2016-17 WIOA Formula Funds				
	Adult	Dislocated Worker	Rapid Response	Youth
Original Award	\$1,413,381	\$1,075,377	\$359,147	\$1,437,498
Revised Award	\$1,407,243	\$1,070,870	\$357,168	\$1,437,498
Change	-0.43%	-0.42%	-0.55%	0.00%

Rapid Response Appropriations

At the June 2, 2016 WDB meeting, staff presented a budget that included an allocation of \$226,550 Rapid Response /Layoff Aversion funds. The allocation was based on an estimated amount that reflected a reduction over the Fiscal Year 2015-2016 allocation. Oakland received a total allocation of \$359,147. This total was \$132,597 greater than the estimated amount previously approved in the WDB budget. The WDB at its August 4, 2016 meeting approved and accepted the additional Rapid Response funds of \$132,597.

At its October 25, 2016 meeting, the City Council's Committee of Economic Development (CED) members received an oral informational report on workforce system Rapid Response and Layoff Aversion services. In addition to receiving an oral update from staff about this matter, the CED committee heard public comment from the Oakland Private Industry Council (OPIC) about its need for additional financial resources to support its role.

At the November 3, 2016 WDB meeting the board appropriated \$17,997 in Rapid Response funds to the OPIC for the purposes of supporting their role in the provision of Rapid Response services from July 1, 2016 through October 31, 2016 and \$46,774 for the purposes of supporting their role in the provision of Rapid Response services for the balance of FY 2016-2017 from November 1, 2016 through June 30, 2017.

FY 2014-15 and FY 2015-16 Carry-forward

At the close of last fiscal year, staff estimated \$1,070,341 in WIOA carry forward balances. \$153,785 remains unallocated and is available for discussion and recommendation.

Other Grant Revenue

The WIOA funding reduction for City operations has been partially absorbed by \$109,551 from other sources. A portion of the other grant sources are unallocated and are available for discussion and recommendation.

Table 3: Partial funding for City Operations	
Career Pathways Trust Funding	\$56,956
Bay Area Workforce Collaborative Healthcare Bridge Program	\$10,000
BART Grant	\$32,595
Day Laborer Program	\$10,000
Total Other Grant Revenue	\$109,551

Revised FY 2016-17 WDB Budget

A	B	C	D	E	F	G	H	I	J	K	L	M	N	O	P	Q	R
		WIOA							OTHER GRANTS								
		Adult	Dislocated Worker	Rapid Response	Youth	WIOA 25% Customer Centered Design	Slingshot Initiative	WIOA Subtotal	CPT	Bay Area Workforce Collab	BART Grant	General Fund	Oakland Housing Authority	Miscellaneous Summer Funds	Oakland Reuse Auth Lease and Utility	Other Grants Subtotal	Grand Total
1	FY 2014-15 Revenue/Award	\$ 36,479	\$ 12,025		\$ 97,476			\$ 145,980								\$ -	\$ 145,980
2	FY 2015-16 Revenue/Award	\$ 258,695	\$ 196,438		\$ 456,084	\$ 13,145		\$ 924,361	\$ 225,059							\$ 225,059	\$ 1,149,420
3	FY 2016-17 Revenue	\$ 1,407,243	\$ 1,070,870	\$ 357,168	\$ 1,437,498		\$ 60,000	\$ 4,332,779		\$ 10,000	\$ 32,595	\$ 1,059,894	\$ 450,000	\$ 26,728	\$ 356,136	\$ 1,935,353	\$ 6,268,132
4	TOTAL REVENUE	\$ 1,702,416	\$ 1,279,333	\$ 357,168	\$ 1,991,058	\$ 13,145	\$ 60,000	\$ 5,403,120	\$ 225,059	\$ 10,000	\$ 32,595	\$ 1,059,894	\$ 450,000	\$ 26,728	\$ 356,136	\$ 2,160,412	\$ 7,563,532
5	EXPENDITURES																
6	SERVICE PROVIDER CONTRACTS																\$ -
7	Youth Services																\$ -
8	Bay Area Comm Resources				\$ 209,776			\$ 209,776								\$ -	\$ 209,776
9	Civicrops				\$ 106,864			\$ 106,864				\$ 103,000				\$ 103,000	\$ 209,864
10	Lao Family				\$ 299,305			\$ 299,305				\$ 65,940	\$ 150,930			\$ 216,870	\$ 516,175
11	Unity Council				\$ 209,776			\$ 209,776								\$ -	\$ 209,776
12	Youth Employment Partnership				\$ 342,612			\$ 342,612				\$ 66,430	\$ 149,175			\$ 215,605	\$ 558,217
13	Youth Radio				\$ 250,456			\$ 250,456								\$ -	\$ 250,456
14	Youth Uprising				\$ 245,700			\$ 245,700				\$ 66,340	\$ 149,175			\$ 215,515	\$ 461,215
15	Adult Services																\$ -
16	Causa Justa Day Labor							\$ -				\$ 170,000				\$ 170,000	\$ 170,000
17	Dept of Human Services Senior Services	\$ 100,000						\$ 100,000				\$ 8,206				\$ 8,206	\$ 108,206
18	Merritt College Sector Access Point	\$ 76,700	\$ 50,800					\$ 127,500								\$ -	\$ 127,500
19	OPIC Comprehensive	\$ 596,607	\$ 498,417	\$ 64,771				\$ 1,159,795								\$ -	\$ 1,159,795
20	OPIC East Oakland Neighborhood Center	\$ 16,000	\$ 5,877					\$ 21,877								\$ -	\$ 21,877
21	OPIC West Oakland Neighborhood Center	\$ 57,057	\$ 3,644					\$ 60,701				\$ 130,000				\$ 130,000	\$ 190,701
22	Unity Council Neighborhood Center	\$ 51,979	\$ 12,995					\$ 64,974				\$ 100,000				\$ 100,000	\$ 164,974
23	Unity Council Sector Access Point	\$ 76,700	\$ 50,800					\$ 127,500								\$ -	\$ 127,500
24	West Oakland Job Resource Center (WOJRC)							\$ -							\$ 356,136	\$ 356,136	\$ 356,136
25	Professional Services																\$ -
26	KRA Business Engagement	\$ 12,183	\$ 12,367	\$ 212,603	\$ 12,847			\$ 250,000	\$ 25,000							\$ 25,000	\$ 275,000
27	OPIC EASTBAY Works Pay Agent	\$ 17,300	\$ 17,300		\$ 20,000			\$ 54,600								\$ -	\$ 54,600
28	Resource Dev Assoc Local Plan Facilitation	\$ 4,340	\$ 9,300	\$ 14,360	\$ 2,000			\$ 30,000								\$ -	\$ 30,000
29	Service Provider Subtotal	\$ 1,008,865	\$ 661,500	\$ 291,734	\$ 1,699,336	\$ -	\$ -	\$ 3,661,435	\$ 25,000	\$ -	\$ -	\$ 709,916	\$ 449,280	\$ -	\$ 356,136	\$ 1,540,332	\$ 5,201,767
30	DIRECT CLIENT SUPPORT																\$ -
31	Adult and DW Training Services	\$ 466,905	\$ 396,504					\$ 863,409									\$ 863,409
32	Adult and DW Supportive Services	\$ 68,358	\$ 46,683					\$ 115,041									\$ 115,041
33	Direct Client Support Subtotal	\$ 535,263	\$ 443,187	\$ -	\$ -	\$ -	\$ -	\$ 978,450	\$ -	\$ -	\$ -	\$ -	\$ -	\$ -	\$ -	\$ -	\$ 978,450
34	CITY OPERATIONS																\$ -
35	Administrative Staff	\$ 27,782	\$ 30,740		\$ 56,604			\$ 115,126	\$ 13,400			\$ 30,287				\$ 43,687	\$ 158,813
36	Classrooms2Careers Coord							\$ -	\$ 75,000							\$ 75,000	\$ 75,000
37	Internal Services Fund Fees	\$ 6,593	\$ 7,784	\$ 113	\$ 4,823			\$ 19,313								\$ -	\$ 19,313
38	Program Staff	\$ 130,269	\$ 117,379	\$ 13,834	\$ 175,282			\$ 436,764	\$ 43,556	\$ 10,000	\$ 32,595	\$ 318,401				\$ 404,552	\$ 841,316
39	O&M	\$ 4,059	\$ 3,981		\$ 17,062	\$ 13,145		\$ 38,247	\$ 12,035							\$ 12,035	\$ 50,282
40	City Operations Subtotal	\$ 168,703	\$ 159,884	\$ 13,947	\$ 253,771	\$ 13,145	\$ -	\$ 609,450	\$ 143,991	\$ 10,000	\$ 32,595	\$ 348,688	\$ -	\$ -	\$ -	\$ 535,274	\$ 1,144,724
41	TOTAL EXPENDITURES	\$ 1,712,831	\$ 1,264,571	\$ 305,681	\$ 1,953,107	\$ 13,145	\$ -	\$ 5,249,335	\$ 168,991	\$ 10,000	\$ 32,595	\$ 1,058,604	\$ 449,280	\$ -	\$ 356,136	\$ 2,075,606	\$ 7,324,941
42	Unallocated Funds	\$ (10,415)	\$ 14,762	\$ 51,487	\$ 37,951	\$ -	\$ 60,000	\$ 153,785	\$ 56,068	\$ -	\$ -	\$ 1,290	\$ 720	\$ 26,728	\$ -	\$ 84,806	\$ 238,591

1. 2016-17 DESCRIPTION OF REVENUES

Location on Budget Worksheet	Revenue Source	Description	Total Award Amount	Authorizing Resolution
Row 3; Columns C-I	Workforce Innovation and Opportunity Act (WIOA)	Federal WIOA funds are allocated by formula from the U.S. Department of Labor (DOL) to states (who use the same formula to allocate to local areas) and are designed to help job seekers access employment, education, training, and support services to succeed in the labor market and to match employers with the skilled workers they need to compete in the global economy. Some WIOA funds are also awarded through competitive and/or discretionary grant processes through the U.S. DOL and/or the California Workforce Development Board (CWDB).	\$ 4,332,779	86253 CMS FY 16-17 WDB Budget; adopted 6/26/16
Row 3; Column J	Career Pathways Trust (CPT)	The California Department of Education (CDE) awarded multiple CPT grants to Oakland/East Bay educational entities through a competitive process to support career pathways programs. The OWDB is a subcontractor to the Peralta Community College District (PCCD) to help strengthen K-14 alignment and build scalable work-based learning infrastructure to help Oakland youth and young adults gain skills and experience to support their educational and career development.	\$ 225,059	84373 CMS Mayor Summer Jobs Program (MSJP); adopted 5/21/13
Row 3; Column K	Bay Area Workforce Collaborative Health Care Bridge	The Bay Area Workforce Funding Collaborative (BAWFC) addresses the skills gap that leaves too many job-seekers and workers in poverty while employers are unable to meet needs for a skilled workforce.	\$ 10,000	84373 CMS Mayor Summer Jobs Program (MSJP); adopted 5/21/13

Row 3; Column K	Bay Area Rapid Transit (BART) - U.S. Department of Transportation (DoT) Grant	BART is working in partnership with Bay Area community colleges and local workforce development boards, including the OWDB, to provide up to 100 students with the technical knowledge to pursue transit-related careers. Funds allocated to the OWDB are being used to help with recruitment and identification of appropriate candidates for these opportunities.	\$ 32,595	86253 CMS FY 16-17 WDB Budget; adopted 6/26/16
Row 3; Column M	Day Laborer Program (part of City's GPF allocation)	The Day Laborer Program is supported by the City of Oakland General Fund and provides employment and employment-related support to improve the prospects for day laborers and help reduce the numbers of day laborers physically locating near area businesses.	\$ 180,000	85804 CMS FY 15-16 Causa Justa Day Labor Program; adopted 10/6/15
Row 3; Column M	City of Oakland General Fund	The City of Oakland has allocated general purpose funds to help support the OWDB's operations, including staffing to coordinate major citywide initiatives, including the aforementioned Day Laborer Program and the Mayor's Classroom2Careers program, which provides a combination of year round and summer	\$ 879,894	86250 CMS FY 16-17 Midcycle Budget Amendment; adopted 6/21/16
Row 3; Column N	Oakland Housing Authority (OHA) Reimbursable Grant	The OHA has provided the OWDB with up to \$450,000 out of its annual budget to help pay for wages for summer employment opportunities for youth who reside in OHA properties. This investment supports the larger Classrooms2Careers initiative being led by Mayor Libby Schaaf.	\$ 450,000	84373 CMS Mayor Summer Jobs Program (MSJP); adopted 5/21/13
Row 3; Columns O	Miscellaneous Summer Youth Funds	These revenues include a variety of public, private, and philanthropic investments that primarily support the cost of wages of summer employment opportunities for disconnected Oakland youth between the ages of 16-24.	\$ 26,728	84373 CMS Mayor Summer Jobs Program (MSJP); adopted 5/21/13

Row 3; Column P	Oakland Reuse Authority Lease and Utility Program Fund	The Oakland Reuse Authority Lease and Utility Program Fund provides support to ensure opportunities for the employment of Oakland residents and disadvantaged workers on the both the construction and operations phases of the Oakland Army Base Development Project.	\$ 356,136	86240 CMS FY 16-17 West Oakland Job Resource Center Fiscal Agent Contract; adopted 6/21/16
--------------------	--	--	------------	--

2. SERVICE PROVIDER CONTRACT MATRIX SUMMARY

Below is a description of all current contracts detailing services, deliverables and populations served.

BACR	BAY AREA COMMUNITY RESOURCES
Services/Deliverables	BACR provides youth employment and training services under the Workforce Innovation and Opportunity Act to ISY and OSY residents of Oakland. The contract has specific performance measures consistent with the WIOA regulation and requires that activities and outcomes be reported in the State CalJOBS system.
Population	Low income Oakland ISY ages 16-21 and OSY ages 18-24 requiring assistance to complete an educational program or to secure and hold employment Provide sector based career readiness training in Health Care; Transportation, Distribution and Logistics; Food Production, Distribution and Entrepreneurship; and Public Service to Oakland youth attending Alternative Education or dropped out of OUSD schools.
CVC	CIVICORPS
Services/Deliverables	CVC provides youth employment and training services under the Workforce Innovation and Opportunity Act to OSY residents of Oakland. The contract has specific performance measures consistent with the WIOA regulation and requires that activities and outcomes be reported in the State CalJOBS system.
Population	Low income Oakland OSY ages 18-24 high school drop outs requiring assistance to complete an educational program or to secure and hold employment
LFCD	LAO FAMILY COMMUNITY DEVELOPMENT
Services/Deliverables	LFCD provides youth employment and training services under the Workforce Innovation and Opportunity Act to ISY and OSY residents of Oakland. The contract has specific performance measures consistent with the WIOA regulation and requires that activities and

<i>Population</i>	<p>outcomes be reported in the State CalJOBS system.</p> <p>Oakland ISY ages 16-21 and OSY ages 18-24 requiring assistance to complete an educational program or to secure and hold employment</p> <p>Low income Oakland youth of color identified as ISY ages 16-21 and OSY age 18-24 engaged in the child welfare system, TANF/CalWORKS recipients, OHA residents and homeless.</p>
<i>UC</i>	<p>UNITY COUNCIL</p> <p>UC provides youth employment and training services under the Workforce Innovation and Opportunity Act to ISY and OSY residents of Oakland.</p> <p>The contract has specific performance measures consistent with the WIOA regulation and requires that activities and outcomes be reported in the State CalJOBS system.</p>
<i>Services/Deliverables</i>	<p>Low income Oakland ISY ages 16-21 and OSY ages 18-24 requiring assistance to complete an educational program or to secure and hold employment</p> <p>Youth of color and non-English speakers within the Fruitvale neighborhood, high crime area residents living in poverty, impacted by trauma from exposure to violence.</p>
<i>Population</i>	
<i>YEP</i>	<p>YOUTH EMPLOYMENT PARTNERSHIP</p> <p>YEP provides youth employment and training services under the Workforce Innovation and Opportunity Act to ISY and OSY residents of Oakland.</p> <p>The contract has specific performance measures consistent with the WIOA regulation and requires that activities and outcomes be reported in the State CalJOBS system.</p>
<i>Services/Deliverables</i>	<p>Low income Oakland ISY ages 16-21 and OSY ages 18-24 requiring assistance to complete an educational program or to secure and hold employment</p> <p>High crime area residents living in poverty impacted by trauma or exposed to violence including youth with diagnosed and undiagnosed learning disabilities.</p>
<i>Population</i>	
<i>Youth Radio</i>	<p>YOUTH RADIO</p> <p>YR provides youth employment and training services under the Workforce Innovation and Opportunity Act to OSY residents of Oakland.</p> <p>The contract has specific performance measures consistent with the WIOA regulation and requires that activities and outcomes be reported in the State CalJOBS system.</p>
<i>Services/Deliverables</i>	<p>Low income Oakland OSY ages 16-24 requiring assistance to complete an educational program or to secure and hold employment</p> <p>System involved/reentry, disengaged, opportunity youth and diverse student populations historically underrepresented in</p>
<i>Population</i>	

	both higher education and media and tech careers.
Youth Uprising	YOUTH UPRISING
Services/Deliverables	YU provides youth employment and training services under the Workforce Innovation and Opportunity Act to OSY residents of Oakland. The contract has specific performance measures consistent with the WIOA regulation and requires that activities and outcomes be reported in the State CalJOBS system.
Population	Low income Oakland ISY ages 16-21 and OSY ages 18-24 requiring assistance to complete an educational program or to secure and hold employment Hard to reach youth at risk of involvement in gangs, foster care or the criminal justice system and non-English speaking youth due to recent demographic changes in EO .
KRA	KRA provides business engagement and services to Oakland businesses (i.e., rapid response and layoff aversion, awareness of WIOA services (OJT, customized/cohort training, access to talent pool, OSR, etc.), and referral to Oakland Business Services Organizations for additional services. KRA is also responsible for managing the systems training and supportive services dollars.

	AJCC- America's Job Center of California
ASSETS	ASSETS (Senior Employment Program)
Services/Deliverables	ASSETS provides employment and training services under the Workforce Innovation and Opportunity Act to adult & dislocated worker residents of Oakland. The ASSETS program also serves the City of Oakland's Senior Population with an additional program provided by the Senior Services of America. The contract has specific performance measures consistent with the WIOA regulation and requires that activities and outcomes be reported in the State CalJOBS system.
Population	Oakland residents over the age of 18 requiring assistance to complete an educational/training program or to secure and hold employment. ASSETS targeted population is Oakland residents that are age 55 and over. Provide sector based career readiness training in Health Care; Transportation, Distribution and Logistics; Food Production, Distribution and Entrepreneurship; and Public Service to Oakland adults & dislocated workers.
OPIC - CCC	OPIC - Comprehensive Career Center (CCC)
Services/Deliverables	OPIC- CCC provides employment, training, and rapid response services under the Workforce Innovation and Opportunity Act to adult & dislocated residents of Oakland.

<i>Population</i>	<p>The contract has specific performance measures consistent with the WIOA regulation and requires that activities and outcomes be reported in the State CalJOBS system.</p> <p>The CCC provides the most extensive of WIOA programs/services, they are also the only site to have required mandated partners on-site (such as EDD, the department of Rehabilitation and several others).</p> <p>Oakland residents over the age of 18 requiring assistance to complete an educational/training program or to secure and hold employment. The CCC is located in Central Oakland but they serve residents citywide as mandated by all AJCC's under WIOA. Provide sector based career readiness training in Health Care; Transportation, Distribution, and Logistics; Food Production, Distribution and Entrepreneurship; and Public Services to Oakland adults & dislocated workers.</p>
<i>OPIC - EOCC</i>	OPIC - East Oakland Neighborhood Career Center (EOCC)
<i>Services/Deliverables</i>	<p>OPIC- EOCC provides employment and training services under the Workforce Innovation and Opportunity Act to adult & dislocated residents of Oakland.</p> <p>The contract has specific performance measures consistent with the WIOA regulation and requires that activities and outcomes be reported in the State CalJOBS system.</p>
<i>Population</i>	<p>Oakland residents over the age of 18 requiring assistance to complete an educational/training program or to secure and hold employment. The EOCC is located in East Oakland but they serve residents citywide as mandated by all AJCC's under WIOA. Provide sector based career readiness training in Health Care; Transportation, Distribution, and Logistics; Food Production, Distribution and Entrepreneurship; and Public Services to Oakland adults & dislocated workers.</p>
<i>OPIC- WOCC</i>	OPIC - West Oakland Neighborhood Career Center (WOCC)
<i>Services/Deliverables</i>	<p>OPIC- WOCC provides employment and training services under the Workforce Innovation and Opportunity Act to adult & dislocated residents of Oakland.</p> <p>The contract has specific performance measures consistent with the WIOA regulation and requires that activities and outcomes be reported in the State CalJOBS system.</p>
<i>Population</i>	<p>Oakland residents over the age of 18 requiring assistance to complete an educational/training program or to secure and hold employment. The WOCC is located in West Oakland but they serve residents citywide as mandated by all AJCC's under WIOA. Provide sector based career readiness training in Health Care; Transportation, Distribution, and Logistics; Food Production, Distribution and Entrepreneurship; and Public Services to Oakland adults & dislocated workers.</p>
<i>Peralta Colleges</i>	Peralta College Sector Access Point - Merritt (MSAP)

<i>Services/Deliverables</i>	<p>MSAP provides employment and training services under the Workforce Innovation and Opportunity Act to adult & dislocated residents of Oakland.</p> <p>The contract has specific performance measures consistent with the WIOA regulation and requires that activities and outcomes be reported in the State CalJOBS system.</p> <p>The site is smaller and more concentrated than most Career Centers. The MSAP is designed to focus on Priority Employment Sectors (listed below).</p>
<i>Population</i>	<p>Oakland residents over the age of 18 requiring assistance to complete an educational/training program or to secure and hold employment. The MSAP is located on the Merritt College Campus site and services are targeted towards students, but they serve residents citywide as mandated by all AJCC's under WIOA. Provide sector based career readiness training in Health Care; Transportation, Distribution, and Logistics; Food Production, Distribution and Entrepreneurship; and Public Services to Oakland adults & dislocated workers.</p>
<i>Unity Council</i>	Unity Council Sector Access Point - (UCSAP)
<i>Services/Deliverables</i>	<p>UCSAP provides employment and training services under the Workforce Innovation and Opportunity Act to adult & dislocated residents of Oakland.</p> <p>The contract has specific performance measures consistent with the WIOA regulation and requires that activities and outcomes be reported in the State CalJOBS system.</p> <p>The site is smaller and more concentrated than most Career Centers. The UCSAP is designed to focus on Priority Employment Sectors (listed below).</p>
<i>Population</i>	<p>Oakland residents over the age of 18 requiring assistance to complete an educational/training program or to secure and hold employment. The MSAP is located in Central Oakland and services are targeted towards Central Oakland residents, but they serve residents citywide as mandated by all AJCC's under WIOA. Provide sector based career readiness training in Health Care; Transportation, Distribution, and Logistics; Food Production, Distribution and Entrepreneurship; and Public Services to Oakland adults & dislocated workers.</p>

FY 2017-18 DRAFT BUDGET

Funds Remaining from FY 2016-2017

A total of \$ 238,591 in unobligated funds from the FY 2016-17 revised budget is shown as available revenue in the FY 2017-18 draft budget. Any contracted funds not fully spent by June 30, 2017 will be calculated after the prior year accounting is completed. Staff will return to the board for possible reallocation of unobligated funds as soon as these amounts are known, most likely Fall 2017.

WIOA Funds

On February 8, 2017, EDD provided WIOA estimated allocations for FY 2017-18 for the Adult, Youth, and Dislocated Worker funding streams. These levels are estimates for planning purposes and will change based on enacted 2017-18 full-year appropriation. WIOA funding for FY 2017-18 is calculated using the hold harmless provisions under WIOA, meaning that each Local Area will receive no less than 90 percent of its average percentage share from the two prior years. For FY 2017-18, the City of Oakland is estimated to receive a 6 percent reduction from last year's allocations.

More information can be found at http://www.edd.ca.gov/jobs_and_training/pubs/wsin16-37.pdf

Year over Year WIOA Allocations- City of Oakland					
	Youth	Adult	DW	Rapid Response	Total
FY 2016-17	\$1,437,498	\$1,407,243	\$1,070,870	\$357,168	\$4,272,779
FY 2017-18	\$1,373,921	\$1,353,931	\$967,550	\$321,451	\$4,016,853
Total WIOA Reduction	-\$63,577	-\$53,312	-\$103,320	-\$35,717 (estimate)	-\$255,926
Change (+/-)	-4%	-4%	-10%	-10%	-6%

(The Rapid Response funding estimate assumes a 6 percent reduction from last year; actual funding is still to be determined.)

City's Biennial Budget & Other Revenue

The City of Oakland operates on a two-year budget cycle. The City is currently in the process of developing its proposed budget for FY 2017-19. In this process, the projected revenue must balance with the expenditure, and the budget must be adopted on or before June 30. This year, all City departments/funding sources have been requested to propose a 5 percent reduction of expenditures from the baseline.

Several sources of revenue that were used to absorb the WIOA funding reduction in FY 2016-17 expires on June 30, 2017 and is not expected to be renewed in FY 2017-18. These funds include:

- | | |
|--|-----------|
| 1. Bay Area Workforce Collaborative Healthcare Bridge Program | \$10,000 |
| 2. BART Transit Career Ladders Grant | \$32,595 |
| 3. One-time General Funded Subsidy
(City and Service Provider Operations) | \$932,329 |

Total Other Revenue Reduction \$974,924

Because grants are expiring and prior commitments of one-time funds from the City Of Oakland are not carried over into the baseline budget, there is considerable budgetary pressure on the OWDB. As such, the OWDB is compelled to grapple with some important questions and considerations around how to appropriate revenues for FY 2017-2018, including the following:

- 1) What might the OWDB do to help mitigate some of its anticipated revenue shortfall?
- 2) How can the OWDB ensure that the budget is aligned with its strategic priorities?
- 3) What specific criteria would be appropriate to consider for proposed expenditure reductions?

The FY 2017-18 draft budget shows both service providers and city operations at the same funding levels as FY 2016-17 and a negative balance remaining. Staff is recommending that the WDB consider convening an *ad-hoc* budget committee to review the WDB annual budget and recommend any budget adjustments.

FY 2017-18 DRAFT BUDGET

A	B	C	D	E	F	G	H	I	J	K	L	M	N	O	P	Q	R	S
1																		
2	PROJECTED REVENUES	Adult	Dislocated Worker	Rapid Response	Youth	WIOA 25%	Slingshot Initiative	WIOA Subtotal	YOY Change (+/-)	CPT I & II	WOJRC	General Fund	OHA	Misc Earn & Learn	Other Revenue Subtotal	YOY Change (+/-)	2017-18 Grand Total	YOY Change (+/-)
3	Carryover Revenue		\$ 4,347	\$ 51,487	\$ 37,951	\$ 13,145	\$ 60,000	\$ 166,930		\$ 56,068				\$ 26,728	\$ 82,796		\$ 249,726	
4	FY 2017-18 Revenue	\$ 1,353,931	\$ 967,550	\$ 321,451	\$ 1,373,921			\$ 4,016,853		\$ 223,689	\$ 84,589	\$ 127,565	\$ 450,000		\$ 885,843		\$ 4,902,696	
5	TOTAL REVENUE	\$ 1,353,931	\$ 971,897	\$ 372,938	\$ 1,411,872	\$ 13,145	\$ 60,000	\$ 4,183,783	-23%	\$ 279,757	\$ 84,589	\$ 127,565	\$ 450,000	\$ 26,728	\$ 968,639	-60%	\$ 5,152,422	-34%
6	EXPENDITURES																	
7	SERVICE PROVIDER CONTRACTS																	
8	Youth Services																	
9	Bay Area Comm Resources				\$ 209,776			\$ 209,776	0%						\$ -	0%	\$ 209,776	0%
10	Civicorps				\$ 209,776			\$ 209,776	96%		\$ 103,000				\$ 103,000	0%	\$ 312,776	49%
11	Lao Family				\$ 299,305			\$ 299,305	0%		\$ 65,940	\$ 150,930			\$ 216,870	0%	\$ 516,175	0%
12	Unity Council				\$ 209,776			\$ 209,776	0%						\$ -	0%	\$ 209,776	0%
13	Youth Employment Partnership				\$ 342,612			\$ 342,612	0%		\$ 66,430	\$ 149,175			\$ 215,605	0%	\$ 558,217	0%
14	Youth Radio				\$ 209,776			\$ 209,776	0%						\$ -	0%	\$ 209,776	0%
15	Youth Uprising				\$ 33,200			\$ 33,200	-86%		\$ 66,340	\$ 149,175			\$ 215,515	0%	\$ 248,715	-46%
16	Adult Services																	
17	Causa Justa Day Labor							\$ -	0%		\$ 170,000				\$ 170,000	0%	\$ 170,000	0%
18	Dept of Human Services Senior Services	\$ 145,904						\$ 145,904	46%		\$ 8,206				\$ 8,206	0%	\$ 154,110	42%
19	Merritt College Sector Access Point	\$ 76,700	\$ 50,800					\$ 127,500	0%						\$ -	0%	\$ 127,500	0%
20	OPIC Comprehensive	\$ 596,607	\$ 498,417					\$ 1,095,024	-6%						\$ -	0%	\$ 1,095,024	-6%
21	OPIC East Oakland Neighborhood Center							\$ -	-100%						\$ -	0%	\$ -	-100%
22	OPIC West Oakland Neighborhood Center							\$ -	-100%		\$ 130,000				\$ 130,000	0%	\$ 130,000	-32%
23	Unity Council Neighborhood Center							\$ -	-100%		\$ 100,000				\$ 100,000	0%	\$ 100,000	-39%
24	Unity Council Sector Access Point	\$ 76,700	\$ 50,800					\$ 127,500	0%						\$ -	0%	\$ 127,500	0%
25	West Oakland Job Resource Center (WOJRC)							\$ -	0%						\$ -	-100%	\$ -	-100%
26	Professional Services																	
27	KRA Business Engagement	\$ 12,183	\$ 12,367	\$ 212,603	\$ 12,847			\$ 250,000	0%	\$ 25,000					\$ 25,000	0%	\$ 275,000	0%
28	OPIC EASTBAY Works Pay Agent	\$ 17,300	\$ 17,300		\$ 20,000			\$ 54,600	0%						\$ -	0%	\$ 54,600	0%
29	Other Professional Services	\$ 4,340	\$ 9,300	\$ 14,360	\$ 2,000			\$ 30,000	100%						\$ -	0%	\$ 30,000	0%
30	Resource Dev Assoc Local Plan Facilitation							\$ -	-100%						\$ -	0%	\$ -	-100%
31	Service Provider Subtotal	\$ 929,734	\$ 638,984	\$ 226,963	\$ 1,549,068	\$ -	\$ -	\$ 3,344,749	-8%	\$ 25,000	\$ -	\$ 709,916	\$ 449,280	\$ -	\$ 1,184,196	-32%	\$ 4,528,945	-15%
32	DIRECT CLIENT SUPPORT																	
33	Adult and DW Training Services	\$ 336,615	\$ 243,756					\$ 580,370	-33%						\$ -	0%	\$ 580,370	-33%
34	Adult and DW Supportive Services	\$ 65,000	\$ 40,000					\$ 105,000	-9%						\$ -	0%	\$ 105,000	-9%
35	Direct Client Support Subtotal	\$ 401,615	\$ 283,756	\$ -	\$ -	\$ -	\$ -	\$ 685,370	-30%	\$ -	\$ -	\$ -	\$ -	\$ -	\$ -	0%	\$ 685,370	-30%
36	CITY OPERATIONS																	
37	Administrative Staff	\$ 27,782	\$ 30,740		\$ 56,604			\$ 115,126	41%	\$ 13,400		\$ 30,287			\$ 43,687	0%	\$ 158,813	26%
38	Classrooms2Careers Coord							\$ -	0%	\$ 75,000					\$ 75,000	0%	\$ 75,000	0%
39	Internal Services Fund Fees	\$ 6,593	\$ 7,784	\$ 113	\$ 4,823			\$ 19,313	0%						\$ -	0%	\$ 19,313	0%
40	Program Staff	\$ 130,269	\$ 117,379	\$ 13,834	\$ 175,282			\$ 436,764	0%	\$ 43,556	\$ 84,589	\$ 318,401			\$ 446,546	23%	\$ 883,310	11%
41	O&M	\$ 4,059	\$ 3,981		\$ 17,062	\$ 13,145		\$ 38,247	0%						\$ -	-100%	\$ 38,247	-6%
42	City Operations Subtotal	\$ 168,703	\$ 159,884	\$ 13,947	\$ 253,771	\$ 13,145	\$ -	\$ 609,450	6%	\$ 131,956	\$ 84,589	\$ 348,688	\$ -	\$ -	\$ 565,233	17%	\$ 1,174,683	11%
43	TOTAL EXPENDITURES	\$ 1,500,052	\$ 1,082,624	\$ 240,910	\$ 1,802,839	\$ 13,145	\$ -	\$ 4,639,569	-10%	\$ 156,956	\$ 84,589	\$ 1,058,604	\$ 449,280	\$ -	\$ 1,749,429	-21%	\$ 6,388,998	-14%
44	Shortfall	\$ (146,121)	\$ (110,727)	\$ 132,028	\$ (390,967)	\$ -	\$ 60,000	\$ (455,786)		\$ 122,801	\$ -	\$ (931,039)	\$ 720	\$ 26,728	\$ (780,790)		\$ (1,236,576)	

**Oakland Workforce Development Board
2017 Meeting Calendar**

Per the Bylaws:	1 st Thursday, February, May, August, and November (8:30-11:00am)
February 2017	Thursday November 2, 2017
May 2017	Thursday May 4, 2017
August 2017	Thursday August 3, 2017
November 2017	Thursday November 2, 2017