



FORMS

763

WMM
WASTE MANAGEMENT

PAY TO THE ORDER OF Keep Oakland Beautiful DATE April 28, 2012 25-80/440 \$ 5,000⁰⁰/₁₀₀

Five Thousand Dollars ⁰⁰/₁₀₀ DOLLARS

BANK OF AMERICA
Commercial Disbursement Account
Northbrook, IL

Cherie C Rice

MEMO
⑈00000000⑈ ⑆000000000000⑆ 000000000000 ⑆⑈

Thanks to their generous donation of trucks, services, volunteers and financial sponsorship, Waste Management has helped Keep Oakland Beautiful achieve many of our goals and serve the community through beautification, litter removal, planting and community-building.

– Christopher Waters, Board Chair
Keep Oakland Beautiful





It's not often you find a company who utilizes their financial resources and physical assets to transform a community as well as lives of homeowners in need of assistance.

– Kym Luqman, Executive Director
Rebuilding Together Oakland



6. FORMS

All proposers must complete MM&O Collection Services Forms 1 through 2 and 4 through 15, in the order they are listed at the end of this Section. Proposers are not required to complete MM&O Collection Services Form 3 if they elect to provide a letter of credit as proposal surety or they elect to provide a proposal bond that is substantially the same as that provided in MM&O Collection Services Form 3. The form of the letter of credit must be consistent with the requirements set forth in Section 24.03 of the MM&O Collection Services Contract. Except for MM&O Collection Services Form 3, proposers shall use only the forms and format provided. Any deviation from those provided forms may be grounds for rejection of the entire proposal. Specific Forms for use by the MM&O Collection Services proposers are included at the end of this Section. All Forms will be distributed electronically as Word documents. Forms 2A through 2K will be distributed electronically as Excel worksheets.

On the following pages, please see our completed MM&O Collection Services forms 1 through 2 and 4 through 15.

MM&O COLLECTION SERVICES FORM 1
MM&O MAXIMUM COLLECTION SERVICE RATES PROPOSAL AND PAYMENT TO CITY:
SUMMARY AND SIGNATURE

In preparing the MM&O Maximum Collection Service Rates Proposal Forms proposers should be aware of the following:

- All MM&O Maximum Service Rates proposed on these forms for **City of Oakland** shall be fixed through June 30, 2016, with the exception of the City CPI adjustment which will be effective on July 1, 2015, and should reflect service requirements and all one time and annual payments including franchise fees as specified in the MM&O Collection Services Contract.
- Proposer must complete MM&O Collection Services Form 1 if they are to be considered for Contract Award.
- Proposer shall ensure that **ALL** Government fees and charges, effective as of January 9, 2013, are included in the Proposed MM&O Maximum Collection Service Rates Forms.

The Undersigned hereby certifies as follows:

- That WMAC has personally and carefully examined the specifications and instructions for the work to be done as set forth in this RFP.
- That WMAC has made examination of the services as applicable to the Proposal, and fully understands the character of the work to be done.
- That WMAC agrees to pay the CITY the Procurement Reimbursement Cost within thirty- (30-) days of execution of the MM&O Collection Services Contract.

That, having made the necessary examination, the undersigned hereby proposes to furnish all materials, vehicles, plans, equipment and facilities, and to perform all labor and services that may be required to do said work with the time fixed, and upon the terms and conditions provided in the Contract, at the Maximum Collection Service Rates set forth on MM&O Collection Services Form 2 - Maximum Collection Service Rates Proposal.

Note: Signatures shall be in accordance with Section 3.3.1 of this RFP.

PROPOSER

Waste Management of Alameda County, Inc.

Signature

Print Name and Title

Barry Skolnick, President, Waste Management of
Alameda County, Inc.

Signature

Print Name and Title

Robert Longo, Vice President & Assistant Secretary

Firm/Trade Name

Waste Management of Alameda County, Inc.

Individual: ☐ Partnership: ☐ Joint Venture ☐

Corporation ☒ A California Corporation (State of Incorporation)

MM&O COLLECTION SERVICES FORM 1
MM&O MAXIMUM COLLECTION SERVICE RATES PROPOSAL AND PAYMENT TO CITY:
SUMMARY AND SIGNATURE

Corporation ☒ A California Corporation (State of Incorporation)

Date 1/9/2013

1
2

MM&O COLLECTION SERVICES FORM 2
MAXIMUM COLLECTION SERVICE RATES PROPOSAL

Instructions for Completing Forms 2A-2K (Provided in Excel Workbook)

Prior to preparing the MM&O Collection Services Maximum Collection Service Rate Proposal Forms, proposers should review Article 7 of the MM&O Collection Services Contract, included as Section 5 of this RFP, to familiarize themselves with the Maximum Collection Service Rate adjustment methodology. In addition, it is the sole responsibility of the proposer to conduct their own due diligence and calculate and be responsible for the costs and other information quoted in the MM&O Collection Services Maximum Collection Service Rates Proposal Forms.

Disposal Facilities

Four (4) Disposal Facilities intend to provide proposals for Disposal Services in response to the City's Request for Proposals for Zero Waste Services. In the event proposers' Maximum Collection Service Rates would differ, depending on which Disposal Facility is selected by the City to provide Disposal Services, for each Disposal Facility, proposers must submit a separate set of forms with the facility name listed on every form for each Disposal Facility listed below. If the Maximum Collection Service Rates will not change, regardless of the Disposal Facility selected by the City, proposers must note this in the space provided for the Disposal Facility name.

1. Recology Hay Road
6426 Hay Road
Vacaville, CA 95687
2. Potrero Hills Landfill, Inc.
3675 Potrero Hills Lane
Suisun City, CA 94585
3. Altamont Landfill and Resource Recovery Facility
10840 Altamont Pass Road
Livermore, CA 94550
4. Keller Canyon Landfill
901 Bailey Road
Pittsburg, CA 94565

Proposed Maximum Collection Service Rates

(Forms 2A through 2G). The proposers Maximum Collection Service Rates shall consist of two (2) elements: a Disposal Rate Element and Collection Rate Element. Proposers should base their Maximum Collection Service Rates calculations on the service requirements set forth in the MM&O Collection Services Contract provided in Section 5 of this RFP document.

Disposal Rate Element. Proposers should provide a proposed Monthly Unit Generation Factor (Tonnage amount) representing the total **Tonnage** the proposer anticipates disposing at the Disposal Facility for the first Contract Year.

Proposers **should not** provide a Disposal Rate Element. The spreadsheet is set up to calculate this based on the Monthly Unit Generation Factor and will be adjusted by the City based on the actual Disposal Charge per Ton. An estimated \$50.00 per Ton charge has been input for calculation purposes. Prior to evaluation of the Maximum Collection Service Rates, the actual proposed Disposal Rates will be entered.

MM&O COLLECTION SERVICES FORM 2
MAXIMUM COLLECTION SERVICE RATES PROPOSAL

Collection Rate Element. Proposers should provide a maximum Collection Rate Element that includes all costs of providing Collection Services including, but not limited to, Collection, Processing, transportation, disposal, government and franchise fee costs.

Default MFD Cart and Bin Collection (Forms 2B and 2C). The Default MFD Cart and Bin Collection Services shall include unlimited subscription to Organic Materials Collection.

Option 1 MFD Cart and Bin Collection (Forms 2D and 2E). Option 1 MFD Cart and Bin Collection Services shall have a separate charge for subscription to Organic Materials Collection.

Commercial Cart and Bin Collection (Forms 2F and 2G). The Commercial Cart and Bin Collection Service shall have a separate charge for subscription to Organic Materials Collection.

Commercial Non-Exclusive Recyclable Materials Collection (Form 2H). Proposers shall provide proposed Maximum Collection Service Rates for Commercial Non-Exclusive Recyclable Materials Collection.

SFD, MFD, and Commercial Temporary Roll-Off Box Collection (Forms 2I). The proposers Maximum Collection Service Rates shall consist of a pull rate only. This includes costs of providing Temporary Roll-Off Box Collection Services including, but not limited to, Collection and franchise fee costs. Proposers should base their Maximum Collection Service Rate calculations on the service requirements set forth in the MM&O Collection Services Contract provided in Section 5 of this RFP document. Disposal will be based on actual Disposal costs. The total rate to be paid by the Customer will be the pull rate and Disposal.

Emergency Service Rates (Form 2J). The proposers Maximum Collection Service Rates shall consist of a pull rate only. This includes costs of providing Temporary Roll-Off Box Collection Services including, but not limited to, Collection and franchise fee costs. Proposers should base their Maximum Collection Service Rate calculations on the service requirements set forth in the MM&O Collection Services Contract provided in Section 5 of this RFP document. Disposal will be based on actual Disposal costs. The total Customer rate will be the pull rate and Disposal.

Multiple Service Discount (Form 2K). Proposers proposing to offer MM&O Collection Services and RR Collection Services and/or Disposal Services shall indicate the discount, if any, that will be applied to all proposed Maximum Collection Service Rates proposed on MM&O Collection Forms 2A through 2J in the event both services are awarded to the proposer. Please note the franchise fees will not be adjusted due to the award of multiple services to a single proposer and the discounted rate will include the entire franchise fee as provided in 3.1.19.2.

Adjustments

The following adjustments will be collectively applied before any multiple service discounts proposed in MM&O Collection Form 2K, based on the City's decision to accept the proposed adjustment.

Lien Process / Property Assessment Adjustment. If the CITY does not provide a lien process / property assessment indicate the adjustment, if any, that will be applied to all proposed rates proposed on MM&O Collection Forms 2A through 2J.

Adjustment to all proposed rates on MM&O Collection Forms 2A through 2J: **3.33%**

Call Center Adjustment. Indicate the adjustment, if any, if the CITY does not require the

MM&O COLLECTION SERVICES FORM 2
MAXIMUM COLLECTION SERVICE RATES PROPOSAL

call center to be located in Alameda County, California. Additionally, indicate the total estimated annual savings if the call center is located outside Alameda County, California.

Adjustment to all proposed rates on MM&O Collection Forms 2A through 2J: 0.67%

Estimated Savings Annually – Wages & Benefits: \$800,000.00

Estimated Savings Annually – Administration: \$0.00

Estimated Savings Annually – Operations: \$0.00

Estimated Savings Annually – Capital: \$0.00

Mitigating Inflation

In order to provide some mitigation for inflation between the time that the Maximum Collection Service Rates were proposed and the time when Collection Services will commence, the Maximum Collection Service Rates contained on Forms 2A through 2J, including the Franchise Fee, shall be adjusted in March 2015 by the annual change in the Consumer Price Index – All Urban Consumers, Series ID cuura422sa0, Not Seasonally Adjusted, San Francisco-Oakland-San Jose, CA for the prior calendar year, January 1, 2014 through December 31, 2014.

- 3 This page intentionally left blank.

MM&O Collection Form 2 A

MAXIMUM MONTHLY COLLECTION SERVICE RATES

ALTAMONT LANDFILL

MM&O Collection Form 2A MAXIMUM MONTHLY COLLECTION SERVICE RATES Altamont Landfill City of Oakland, CA SFD Cart Collection				
A SFD Collection Service		Rates		
1 Mixed Material Cart Sizes (gallons)	20	32	64	96
2 Disposal Charge Per Ton - Mixed Materials	\$50	\$50	\$50	\$50
3 Monthly Unit Generation Factor (Tons per Month)	0.034	0.054	0.108	0.162
4 Disposal Element (Line A2 times Line A3)	\$ 1.70	\$ 2.70	\$ 5.40	\$ 8.10
5 Collection Element	\$31.38	\$40.96	\$78.88	\$116.95
6 Total Monthly Unit SFD Collection Service Rate (Lines A4 plus A5)	\$ 33.08	\$ 43.66	\$ 84.28	\$ 125.05
B SFD Collection Service - Backyard		Rates		
1 Mixed Material Cart Sizes (gallons)	20	32	64	96
2 Additional Backyard Service Charge	27.35	27.35	27.35	27.35
3 Total Monthly Unit SFD Collection Service - Backyard Rate (Lines A6 plus B2)	\$ 60.43	\$ 71.01	\$ 111.63	\$ 152.40
C Additional Curbside Mixed Materials Cart		Rates		
1 Mixed Material Cart Sizes (gallons)	20	32	64	96
2 Additional Curbside Mixed Materials Cart (decrease to Line A6)	0.00	0.00	0.00	0.00
3 Total Monthly Additional Curbside Cart Rate (Lines A6 plus C2)	\$ 33.08	\$ 43.66	\$ 84.28	\$ 125.05
D Additional Backyard Mixed Materials Cart		Rates		
1 Mixed Material Cart Sizes (gallons)	20	32	64	96
2 Additional Backyard Mixed Materials Cart (decrease to Line B3)	0.00	0.00	0.00	0.00
3 Total Monthly Additional Backyard Cart Rate (Lines B3 plus D2)	\$ 60.43	\$ 71.01	\$ 111.63	\$ 152.40
E Additional Services		Rates		
1 Additional Cart Exchange	\$ 75.00	each additional cart/occurrence		
2 Additional Cart Replacement	\$ 125.00	each additional cart/occurrence		
3 Bulky Goods Overage Rate	\$ 50.00	each overage/cubic yard		
4 Pay-As-You-Go Pick Up	\$ 100.00	each appointment		
5 Extra Service Tag (32 gallon)	\$ 11.25	each tag/occurrence		
6 Mixed Materials Overage Rate	\$ 1.39	each overage/gallon		
7 Mixed Materials Overage Rate	\$ 127.50	each overage/cubic yard		
8 Sharps Collection (At City Option)	\$ 1.33	Rate per month per customer		
9 On-call HHW Subscription (Default)	\$ 195.00	each occurrence		
10 On-call HHW Collection (At City Option-included in customer rate) - Percentage	4.24%	per Dwelling Unit/month		

SFD invoices shall be delinquent when they are unpaid on the last day of the first month of the bi-monthly billing cycle.
CONTRACTOR may charge a delinquent Customer a late fee which is the greater of \$5.00 or 1.5% per month (not compounded.)

MM&O Collection Form 2B (Default) MAXIMUM MONTHLY COLLECTION SERVICE RATES Altamont Landfill City of Oakland, CA MFD Cart Collection							
The following rates include 1 time per week unlimited subscription to Organic Materials Collection							
A MFD Cart Collection Service		Total Monthly Rate					
1	20 Gallon Cart	1 x/week	2 x/week	3 x/week	4 x/week	5 x/week	6 x/week
2	Disposal Charge Per Ton - Mixed Materials	\$ 50.00	\$ 50.00	\$ 50.00	\$ 50.00	\$ 50.00	\$ 50.00
3	Monthly Unit Generation Factor (Tons per Month)	0.031	0.062	0.093	0.124	0.155	0.186
4	Disposal Element (line A2 times Line A3)	\$ 1.55	\$ 3.10	\$ 4.65	\$ 6.20	\$ 7.75	\$ 9.30
5	Collection Element	\$24.35	\$ 48.70	\$ 73.05	\$ 97.40	\$ 121.75	\$ 146.10
6	Total Monthly Unit Collection Service Rate (Lines A4 plus A5)	\$ 25.90	\$ 51.80	\$ 77.70	\$ 103.60	\$ 129.50	\$ 155.40
7	32 Gallon Cart	1 x/week	2 x/week	3 x/week	4 x/week	5 x/week	6 x/week
8	Disposal Charge Per Ton - Mixed Materials	\$ 50.00	\$ 50.00	\$ 50.00	\$ 50.00	\$ 50.00	\$ 50.00
9	Monthly Unit Generation Factor (Tons per Month)	0.050	0.100	0.150	0.200	0.250	0.300
10	Disposal Element (line A8 times Line A9)	\$ 2.50	\$ 5.00	\$ 7.50	\$ 10.00	\$ 12.50	\$ 15.00
11	Collection Element	\$38.93	\$ 77.86	\$ 116.79	\$ 155.72	\$ 194.65	\$ 233.58
12	Total Monthly Unit Collection Service Rate (Lines A10 plus A11)	\$ 41.43	\$ 82.86	\$ 124.29	\$ 165.72	\$ 207.15	\$ 248.58
13	64 Gallon Cart	1 x/week	2 x/week	3 x/week	4 x/week	5 x/week	6 x/week
14	Disposal Charge Per Ton - Mixed Materials	\$ 50.00	\$ 50.00	\$ 50.00	\$ 50.00	\$ 50.00	\$ 50.00
15	Monthly Unit Generation Factor (Tons per Month)	0.100	0.200	0.300	0.400	0.500	0.600
16	Disposal Element (line A14 times Line A15)	\$ 5.00	\$ 10.00	\$ 15.00	\$ 20.00	\$ 25.00	\$ 30.00
17	Collection Element	\$77.86	\$ 155.72	\$ 233.58	\$ 311.44	\$ 389.30	\$ 467.16
18	Total Monthly Unit Collection Service Rate (Lines A16 plus A17)	\$ 82.86	\$ 165.72	\$ 248.58	\$ 331.44	\$ 414.30	\$ 497.16
19	96 Gallon Cart	1 x/week	2 x/week	3 x/week	4 x/week	5 x/week	6 x/week
20	Disposal Charge Per Ton - Mixed Materials	\$ 50.00	\$ 50.00	\$ 50.00	\$ 50.00	\$ 50.00	\$ 50.00
21	Monthly Unit Generation Factor (Tons per Month)	0.149	0.298	0.447	0.596	0.745	0.894
22	Disposal Element (line A20 times Line A21)	\$ 7.45	\$ 14.90	\$ 22.35	\$ 29.80	\$ 37.25	\$ 44.70
23	Collection Element	\$116.85	\$ 233.70	\$ 350.55	\$ 467.40	\$ 584.25	\$ 701.10
24	Total Monthly Unit Collection Service Rate (Lines A22 plus A23)	\$ 124.30	\$ 248.60	\$ 372.90	\$ 497.20	\$ 621.50	\$ 745.80
B MFD Collection Service - Backyard		Total Monthly Rates					
1	20 Gallon Cart	1 x/week	2 x/week	3 x/week	4 x/week	5 x/week	6 x/week
2	Additional Backyard Service Charge	27.35	54.70	82.05	109.40	136.75	164.10
3	Total MFD Collection Service - Backyard Rate (Lines A6 plus B2)	\$ 53.25	\$ 106.50	\$ 159.75	\$ 213.00	\$ 266.25	\$ 319.50
4	32 Gallon Cart	1 x/week	2 x/week	3 x/week	4 x/week	5 x/week	6 x/week
5	Additional Backyard Service Charge	27.35	54.70	82.05	109.40	136.75	164.10
6	Total MFD Collection Service - Backyard Rate (Lines A12 plus B5)	\$ 68.78	\$ 137.56	\$ 206.34	\$ 275.12	\$ 343.90	\$ 412.68
7	64 Gallon Cart	1 x/week	2 x/week	3 x/week	4 x/week	5 x/week	6 x/week
8	Additional Backyard Service Charge	27.35	54.70	82.05	109.40	136.75	164.10
9	Total MFD Collection Service - Backyard Rate (Lines A18 plus B8)	\$ 110.21	\$ 220.42	\$ 330.63	\$ 440.84	\$ 551.05	\$ 661.26
10	96 Gallon Cart	1 x/week	2 x/week	3 x/week	4 x/week	5 x/week	6 x/week
11	Additional Backyard Service Charge	27.35	54.70	82.05	109.40	136.75	164.10
12	Total MFD Collection Service - Backyard Rate (Lines A24 plus B11)	\$ 151.65	\$ 303.30	\$ 454.95	\$ 606.60	\$ 758.25	\$ 909.90

MM&O Collection Form 2B (Default) MAXIMUM MONTHLY COLLECTION SERVICE RATES Altamont Landfill City of Oakland, CA MFD Cart Collection						
C	Additional Curbside Mixed Materials Cart	Total Monthly Rates				
1	20 Gallon Cart	1 x/week	2 x/week	3 x/week	4 x/week	5 x/week
2	Additional Curbside Mixed Materials Cart (decrease to Line A6)	0.00	0.00	0.00	0.00	0.00
3	Total Monthly Additional Cart Rate (Lines A6 plus C2)	\$ 25.90	\$ 51.80	\$ 77.70	\$ 103.60	\$ 129.50
4	32 Gallon Cart	1 x/week	2 x/week	3 x/week	4 x/week	5 x/week
5	Additional Curbside Mixed Materials Cart (decrease to Line A12)	0.00	0.00	0.00	0.00	0.00
6	Total Monthly Additional Cart Rate (Lines A12 plus C5)	\$ 41.43	\$ 82.86	\$ 124.29	\$ 165.72	\$ 207.15
7	64 Gallon Cart	1 x/week	2 x/week	3 x/week	4 x/week	5 x/week
8	Additional Curbside Mixed Materials Cart (decrease to Line A18)	0.00	0.00	0.00	0.00	0.00
9	Total Monthly Additional Cart Rate (Lines A18 plus C8)	\$ 82.86	\$ 165.72	\$ 248.58	\$ 331.44	\$ 414.30
10	96 Gallon Cart	1 x/week	2 x/week	3 x/week	4 x/week	5 x/week
11	Additional Curbside Mixed Materials Cart (decrease to line A24)	0.00	0.00	0.00	0.00	0.00
12	Total Monthly Additional Cart Rate (Lines A24 plus C11)	\$ 124.30	\$ 248.60	\$ 372.90	\$ 497.20	\$ 621.50
D	Additional Backyard Mixed Materials Cart	Total Monthly Rates				
1	20 Gallon Cart	1 x/week	2 x/week	3 x/week	4 x/week	5 x/week
2	Additional Backyard Mixed Materials Cart (decrease to Line B3)	0.00	0.00	0.00	0.00	0.00
3	Total Monthly Additional Backyard Cart Rate (Lines B3 plus D2)	\$ 53.25	\$ 106.50	\$ 159.75	\$ 213.00	\$ 266.25
4	32 Gallon Cart	1 x/week	2 x/week	3 x/week	4 x/week	5 x/week
5	Additional Backyard Mixed Materials Cart (decrease to Line B6)	0.00	0.00	0.00	0.00	0.00
6	Total Monthly Additional Backyard Cart Rate (Lines B6 plus D5)	\$ 68.78	\$ 137.56	\$ 206.34	\$ 275.12	\$ 343.90
7	64 Gallon Cart	1 x/week	2 x/week	3 x/week	4 x/week	5 x/week
8	Additional Backyard Mixed Materials Cart (decrease to Line B9)	0.00	0.00	0.00	0.00	0.00
9	Total Monthly Additional Backyard Cart Rate (Lines B9 plus D8)	\$ 110.21	\$ 220.42	\$ 330.63	\$ 440.84	\$ 551.05
10	96 Gallon Cart	1 x/week	2 x/week	3 x/week	4 x/week	5 x/week
11	Additional Backyard Mixed Materials Cart (decrease to Line B12)	0.00	0.00	0.00	0.00	0.00
12	Total Monthly Additional Backyard Cart Rate (Lines B12 plus D11)	\$ 151.65	\$ 303.30	\$ 454.95	\$ 606.60	\$ 758.25

MFD invoices shall be delinquent when they are unpaid on the last day of the monthly billing cycle. CONTRACTOR may charge a delinquent Customer a late fee which is the greater of \$5.00 or 1.5% per month (not compounded.)

MM&O Collection Form 2C (Default)							
MAXIMUM MONTHLY COLLECTION SERVICE RATES							
Altamont Landfill							
City of Oakland, CA							
MFD Bin Collection							
The following rates include 1 time per week UNLIMITED subscription to Organic Materials Collection							
A MFD Bin Collection Service		Total Pull Rate					
1	1 CY Bin	1 x/week	2 x/week	3 x/week	4 x/week	5 x/week	6 x/week
2	Disposal Charge Per Ton - Mixed Materials	\$ 50.00	\$ 50.00	\$ 50.00	\$ 50.00	\$ 50.00	\$ 50.00
3	Monthly Unit Generation Factor (Tons per Month)	0.311	0.622	0.933	1.244	1.555	1.866
4	Disposal Element (line A2 times Line A3)	\$ 15.55	\$ 31.10	\$ 46.65	\$ 62.20	\$ 77.75	\$ 93.30
5	Collection Element	\$243.41	\$ 486.82	\$ 730.23	\$ 973.64	\$ 1,217.05	\$ 1,460.46
6	Total Monthly Unit Collection Service Rate (Lines A4 plus A5)	\$ 258.96	\$ 517.92	\$ 776.88	\$ 1,035.84	\$ 1,294.80	\$ 1,553.76
7	1.5 CY Bin	1 x/week	2 x/week	3 x/week	4 x/week	5 x/week	6 x/week
8	Disposal Charge Per Ton - Mixed Materials	\$ 50.00	\$ 50.00	\$ 50.00	\$ 50.00	\$ 50.00	\$ 50.00
9	Monthly Unit Generation Factor (Tons per Month)	0.467	0.934	1.401	1.868	2.335	2.802
10	Disposal Element (line A8 times Line A9)	\$ 23.35	\$ 46.70	\$ 70.05	\$ 93.40	\$ 116.75	\$ 140.10
11	Collection Element	\$365.09	\$ 730.18	\$ 1,095.27	\$ 1,460.36	\$ 1,825.45	\$ 2,190.54
12	Total Monthly Unit Collection Service Rate (Lines A10 plus A11)	\$ 388.44	\$ 776.88	\$ 1,165.32	\$ 1,553.76	\$ 1,942.20	\$ 2,330.64
13	2 CY Bin	1 x/week	2 x/week	3 x/week	4 x/week	5 x/week	6 x/week
14	Disposal Charge Per Ton - Mixed Materials	\$ 50.00	\$ 50.00	\$ 50.00	\$ 50.00	\$ 50.00	\$ 50.00
15	Monthly Unit Generation Factor (Tons per Month)	0.622	1.244	1.866	2.488	3.110	3.732
16	Disposal Element (line A14 times Line A15)	\$ 31.10	\$ 62.20	\$ 93.30	\$ 124.40	\$ 155.50	\$ 186.60
17	Collection Element	\$486.82	\$ 973.64	\$ 1,460.46	\$ 1,947.28	\$ 2,434.10	\$ 2,920.92
18	Total Monthly Unit Collection Service Rate (Lines A16 plus A17)	\$ 517.92	\$ 1,035.84	\$ 1,553.76	\$ 2,071.68	\$ 2,589.60	\$ 3,107.52
19	3 CY Bin	1 x/week	2 x/week	3 x/week	4 x/week	5 x/week	6 x/week
20	Disposal Charge Per Ton - Mixed Materials	\$ 50.00	\$ 50.00	\$ 50.00	\$ 50.00	\$ 50.00	\$ 50.00
21	Monthly Unit Generation Factor (Tons per Month)	0.933	1.866	2.799	3.732	4.665	5.598
22	Disposal Element (line A20 times Line A21)	\$ 46.65	\$ 93.30	\$ 139.95	\$ 186.60	\$ 233.25	\$ 279.90
23	Collection Element	\$730.23	\$ 1,460.46	\$ 2,190.69	\$ 2,920.92	\$ 3,651.15	\$ 4,381.38
24	Total Monthly Unit Collection Service Rate (Lines A22 plus A23)	\$ 776.88	\$ 1,553.76	\$ 2,330.64	\$ 3,107.52	\$ 3,884.40	\$ 4,661.28
25	4 CY Bin	1 x/week	2 x/week	3 x/week	4 x/week	5 x/week	6 x/week
26	Disposal Charge Per Ton - Mixed Materials	\$ 50.00	\$ 50.00	\$ 50.00	\$ 50.00	\$ 50.00	\$ 50.00
27	Monthly Unit Generation Factor (Tons per Month)	1.245	2.490	3.735	4.980	6.225	7.470
28	Disposal Element (line A26 times Line A27)	\$ 62.25	\$ 124.50	\$ 186.75	\$ 249.00	\$ 311.25	\$ 373.50
29	Collection Element	\$973.59	\$ 1,947.18	\$ 2,920.77	\$ 3,894.36	\$ 4,867.95	\$ 5,841.54
30	Total Monthly Unit Collection Service Rate (Lines A28 plus A29)	\$ 1,035.84	\$ 2,071.68	\$ 3,107.52	\$ 4,143.36	\$ 5,179.20	\$ 6,215.04
31	6 CY Bin	1 x/week	2 x/week	3 x/week	4 x/week	5 x/week	6 x/week
32	Disposal Charge Per Ton - Mixed Materials	\$ 50.00	\$ 50.00	\$ 50.00	\$ 50.00	\$ 50.00	\$ 50.00
33	Monthly Unit Generation Factor (Tons per Month)	1.867	3.734	5.601	7.468	9.335	11.202
34	Disposal Element (line A32 times Line A33)	\$ 93.35	\$ 186.70	\$ 280.05	\$ 373.40	\$ 466.75	\$ 560.10
35	Collection Element	\$1,460.42	\$ 2,920.84	\$ 4,381.26	\$ 5,841.68	\$ 7,302.10	\$ 8,762.52
36	Total Monthly Unit Collection Service Rate (Lines A34 plus A35)	\$ 1,553.77	\$ 3,107.54	\$ 4,661.31	\$ 6,215.08	\$ 7,768.85	\$ 9,322.62
37	7 CY Bin	1 x/week	2 x/week	3 x/week	4 x/week	5 x/week	6 x/week
38	Disposal Charge Per Ton - Mixed Materials	\$ 50.00	\$ 50.00	\$ 50.00	\$ 50.00	\$ 50.00	\$ 50.00
39	Monthly Unit Generation Factor (Tons per Month)	2.178	4.356	6.534	8.712	10.890	13.068
40	Disposal Element (line A38 times Line A39)	\$ 108.90	\$ 217.80	\$ 326.70	\$ 435.60	\$ 544.50	\$ 653.40
41	Collection Element	\$1,703.83	\$ 3,407.66	\$ 5,111.49	\$ 6,815.32	\$ 8,519.15	\$ 10,222.98
42	Total Monthly Unit Collection Service Rate (Lines A40 plus A41)	\$ 1,812.73	\$ 3,625.46	\$ 5,438.19	\$ 7,250.92	\$ 9,063.65	\$ 10,876.38

MM&O Collection Form 2C (Default)						
MAXIMUM MONTHLY COLLECTION SERVICE RATES						
Altamont Landfill						
City of Oakland, CA						
MFD Bin Collection						
B MFD Roll-off Box Collection Service*		Total Pull Rate				
The following rates are pull only and include UNLIMITED subscription to Organic Materials Collection						
1	Mixed Material Roll-Off Box Sizes (cubic yards)	6 CY	10 CY	20 CY	30 CY	40 CY
2	Roll-Off Box Pull Rate	\$740.18	\$799.39	\$863.34	\$1,165.51	\$1,456.89
3	Compactor Pull Rate (Customer owned Compactor)	\$1,272.31	\$1,328.32	\$1,384.34	\$1,804.53	\$2,392.67
4	Compactor Pull Rate (Contractor owned Compactor)	\$1,272.31	\$1,328.32	\$1,384.34	\$1,804.53	\$2,392.67
C	Push Rates	0-25 ft	26-50 ft	51-75 ft	76-100 ft	100+ ft
	Push Rate	\$ 180.00	\$ 365.00	\$ 550.00	\$ 730.00	\$ 915.00
D	Bin Cleaning	1-4 CY Bin	5+ CY Bin			
	Cleaning Rate	\$ 100.00	\$ 125.00			
E	Additional Services	Rates				
1	Additional Cart Exchange	\$ 75.00	each additional cart/occurrence			
2	Additional Cart Replacement	\$ 125.00	each additional cart/occurrence			
3	Additional Bin Exchange	\$ 50.00	each additional bin/occurrence			
4	Additional Bin Replacement	\$ 100.00	each additional bin/occurrence			
5	Bulky Goods Overage Rate	\$ 50.00	each overage/cubic yard			
6	Pay-As-You-Go Pick Up	\$ 100.00	each appointment			
7	Extra Service Tag (32 gallon)	\$ 11.25	each tag/occurrence			
8	Mixed Materials Overage Rate	\$ 1.39	each overage/gallon			
9	Mixed Materials Overage Rate	\$ 127.50	each overage/cubic yard			
10	Organic Materials Overage Rate	\$ 1.39	each overage/gallon			
11	Organic Materials Overage Rate	\$ 127.50	each overage/cubic yard			
12	Sharps Collection (At City Option)	\$ 1.33	Rate per month per customer			
13	On-call HHW Subscription (Default)	\$ 195.00	each occurrence			
	On-call HHW Collection (At City Option-included in customer rate)					
14	- Percentage Change to Collection Element	5.46%	per Dwelling Unit/month			

MFD invoices shall be delinquent when they are unpaid on the last day of the monthly billing cycle. CONTRACTOR may charge a delinquent Customer a late fee which is the greater of \$5.00 or 1.5% per month (not compounded.)

* Note: All compacted and non-compacted pull rates consist of Collection rates and franchise fees only. Disposal will be based on actual disposal costs. The total customer rate will be the pull rate and disposal.

MM&O Collection Form 2D (Option 1)						
MAXIMUM MONTHLY COLLECTION SERVICE RATES						
Altamont Landfill City of Oakland, CA MFD Cart Collection						
The following rates DO NOT include subscription to Organic Materials Collection						
A MFD Cart Collection Service						
	Total Monthly Rate					
1 20 Gallon Cart	1 x/week	2 x/week	3 x/week	4 x/week	5 x/week	6 x/week
2 Disposal Charge Per Ton - Mixed Materials	\$ 50.00	\$ 50.00	\$ 50.00	\$ 50.00	\$ 50.00	\$ 50.00
3 Monthly Unit Generation Factor (Tons per Month)	0.031	0.062	0.093	0.124	0.155	0.186
4 Disposal Element (line A2 times Line A3)	\$ 1.55	\$ 3.10	\$ 4.65	\$ 6.20	\$ 7.75	\$ 9.30
5 Collection Element	\$22.32	\$ 44.64	\$ 66.96	\$ 89.28	\$ 111.60	\$ 133.92
6 Total Monthly Unit Collection Service Rate (Lines A4 plus A5)	\$ 23.87	\$ 47.74	\$ 71.61	\$ 95.48	\$ 119.35	\$ 143.22
7 32 Gallon Cart	1 x/week	2 x/week	3 x/week	4 x/week	5 x/week	6 x/week
8 Disposal Charge Per Ton - Mixed Materials	\$ 50.00	\$ 50.00	\$ 50.00	\$ 50.00	\$ 50.00	\$ 50.00
9 Monthly Unit Generation Factor (Tons per Month)	0.050	0.100	0.150	0.200	0.250	0.300
10 Disposal Element (line A8 times Line A9)	\$ 2.50	\$ 5.00	\$ 7.50	\$ 10.00	\$ 12.50	\$ 15.00
11 Collection Element	\$35.69	\$ 71.38	\$ 107.07	\$ 142.76	\$ 178.45	\$ 214.14
12 Total Monthly Unit Collection Service Rate (Lines A10 plus A11)	\$ 38.19	\$ 76.38	\$ 114.57	\$ 152.76	\$ 190.95	\$ 229.14
13 64 Gallon Cart	1 x/week	2 x/week	3 x/week	4 x/week	5 x/week	6 x/week
14 Disposal Charge Per Ton - Mixed Materials	\$ 50.00	\$ 50.00	\$ 50.00	\$ 50.00	\$ 50.00	\$ 50.00
15 Monthly Unit Generation Factor (Tons per Month)	0.100	0.200	0.300	0.400	0.500	0.600
16 Disposal Element (line A14 times Line A15)	\$ 5.00	\$ 10.00	\$ 15.00	\$ 20.00	\$ 25.00	\$ 30.00
17 Collection Element	\$71.37	\$ 142.74	\$ 214.11	\$ 285.48	\$ 356.85	\$ 428.22
18 Total Monthly Unit Collection Service Rate (Lines A16 plus A17)	\$ 76.37	\$ 152.74	\$ 229.11	\$ 305.48	\$ 381.85	\$ 458.22
19 96 Gallon Cart	1 x/week	2 x/week	3 x/week	4 x/week	5 x/week	6 x/week
20 Disposal Charge Per Ton - Mixed Materials	\$ 50.00	\$ 50.00	\$ 50.00	\$ 50.00	\$ 50.00	\$ 50.00
21 Monthly Unit Generation Factor (Tons per Month)	0.149	0.298	0.447	0.596	0.745	0.894
22 Disposal Element (line A20 times Line A21)	\$ 7.45	\$ 14.90	\$ 22.35	\$ 29.80	\$ 37.25	\$ 44.70
23 Collection Element	\$107.11	\$ 214.22	\$ 321.33	\$ 428.44	\$ 535.55	\$ 642.66
24 Total Monthly Unit Collection Service Rate (Lines A22 plus A23)	\$ 114.56	\$ 229.12	\$ 343.68	\$ 458.24	\$ 572.80	\$ 687.36
B MFD Collection Service - Backyard						
	Total Monthly Rates					
1 20 Gallon Cart	1 x/week	2 x/week	3 x/week	4 x/week	5 x/week	6 x/week
2 Additional Backyard Service Charge	27.35	54.70	82.05	109.40	136.75	164.10
3 Total MFD Collection Service - Backyard Rate (Lines A6 plus B2)	\$ 51.22	\$ 102.44	\$ 153.66	\$ 204.88	\$ 256.10	\$ 307.32
4 32 Gallon Cart	1 x/week	2 x/week	3 x/week	4 x/week	5 x/week	6 x/week
5 Additional Backyard Service Charge	27.35	54.70	82.05	109.40	136.75	164.10
6 Total MFD Collection Service - Backyard Rate (Lines A12 plus B5)	\$ 65.54	\$ 131.08	\$ 196.62	\$ 262.16	\$ 327.70	\$ 393.24
7 64 Gallon Cart	1 x/week	2 x/week	3 x/week	4 x/week	5 x/week	6 x/week
8 Additional Backyard Service Charge	27.35	54.70	82.05	109.40	136.75	164.10
9 Total MFD Collection Service - Backyard Rate (Lines A18 plus B8)	\$ 103.72	\$ 207.44	\$ 311.16	\$ 414.88	\$ 518.60	\$ 622.32
10 96 Gallon Cart	1 x/week	2 x/week	3 x/week	4 x/week	5 x/week	6 x/week
11 Additional Backyard Service Charge	27.35	54.70	82.05	109.40	136.75	164.10
12 Total MFD Collection Service - Backyard Rate (Lines A24 plus B11)	\$ 141.91	\$ 283.82	\$ 425.73	\$ 567.64	\$ 709.55	\$ 851.46

MM&O Collection Form 2D (Option 1) MAXIMUM MONTHLY COLLECTION SERVICE RATES Altamont Landfill City of Oakland, CA MFD Cart Collection							
C Additional Curbside Mixed Materials Cart		Total Monthly Rates					
1	20 Gallon Cart	1 x/week	2 x/week	3 x/week	4 x/week	5 x/week	6 x/week
2	Additional Curbside Mixed Materials Cart (decrease to Line A6)	0.00	0.00	0.00	0.00	0.00	0.00
3	Total Monthly Additional Cart Rate (Lines A6 plus C2)	\$ 23.87	\$ 47.74	\$ 71.61	\$ 95.48	\$ 119.35	\$ 143.22
4	32 Gallon Cart	1 x/week	2 x/week	3 x/week	4 x/week	5 x/week	6 x/week
5	Additional Curbside Mixed Materials Cart (decrease to Line A12)	0.00	0.00	0.00	0.00	0.00	0.00
6	Total Monthly Additional Cart Rate (Lines A12 plus C5)	\$ 38.19	\$ 76.38	\$ 114.57	\$ 152.76	\$ 190.95	\$ 229.14
7	64 Gallon Cart	1 x/week	2 x/week	3 x/week	4 x/week	5 x/week	6 x/week
8	Additional Curbside Mixed Materials Cart (decrease to Line A18)	0.00	0.00	0.00	0.00	0.00	0.00
9	Total Monthly Additional Cart Rate (Lines A18 plus C8)	\$ 76.37	\$ 152.74	\$ 229.11	\$ 305.48	\$ 381.85	\$ 458.22
10	96 Gallon Cart	1 x/week	2 x/week	3 x/week	4 x/week	5 x/week	6 x/week
11	Additional Curbside Mixed Materials Cart (decrease to line A24)	0.00	0.00	0.00	0.00	0.00	0.00
12	Total Monthly Additional Cart Rate (Lines A24 plus C11)	\$ 114.56	\$ 229.12	\$ 343.68	\$ 458.24	\$ 572.80	\$ 687.36
D Additional Backyard Mixed Materials Cart		Total Monthly Rates					
1	20 Gallon Cart	1 x/week	2 x/week	3 x/week	4 x/week	5 x/week	6 x/week
2	Additional Backyard Mixed Materials Cart (decrease to Line B3)	0.00	0.00	0.00	0.00	0.00	0.00
3	Total Monthly Additional Backyard Cart Rate (Lines B3 plus D2)	\$ 51.22	\$ 102.44	\$ 153.66	\$ 204.88	\$ 256.10	\$ 307.32
4	32 Gallon Cart	1 x/week	2 x/week	3 x/week	4 x/week	5 x/week	6 x/week
5	Additional Backyard Mixed Materials Cart (decrease to Line B6)	0.00	0.00	0.00	0.00	0.00	0.00
6	Total Monthly Additional Backyard Cart Rate (Lines B6 plus D5)	\$ 65.54	\$ 131.08	\$ 196.62	\$ 262.16	\$ 327.70	\$ 393.24
7	64 Gallon Cart	1 x/week	2 x/week	3 x/week	4 x/week	5 x/week	6 x/week
8	Additional Backyard Mixed Materials Cart (decrease to Line B9)	0.00	0.00	0.00	0.00	0.00	0.00
9	Total Monthly Additional Backyard Cart Rate (Lines B9 plus D8)	\$ 103.72	\$ 207.44	\$ 311.16	\$ 414.88	\$ 518.60	\$ 622.32
10	96 Gallon Cart	1 x/week	2 x/week	3 x/week	4 x/week	5 x/week	6 x/week
11	Additional Backyard Mixed Materials Cart (decrease to Line B12)	0.00	0.00	0.00	0.00	0.00	0.00
12	Total Monthly Additional Backyard Cart Rate (Lines B12 plus D11)	\$ 141.91	\$ 283.82	\$ 425.73	\$ 567.64	\$ 709.55	\$ 851.46
E MFD Organic Materials Collection Subscription		Total Monthly Rate					
1	Organic Material Cart Sizes (gallons)	20	32	64	96		
2	1 collection / week	\$ 32.06	\$ 43.01	\$ 93.79	\$ 144.52		
3	Additional Cart / week	\$ 32.06	\$ 43.01	\$ 93.79	\$ 144.52		

MFD invoices shall be delinquent when they are unpaid on the last day of the monthly billing cycle. CONTRACTOR may charge a delinquent Customer a late fee which is the greater of \$5.00 or 1.5% per month (not compounded.)

MM&O Collection Form 2E (Option 1) MAXIMUM MONTHLY COLLECTION SERVICE RATES Altamont Landfill City of Oakland, CA MFD Bin Collection							
The following rates DO NOT include subscription to Organic Materials Collection							
A MFD Bin Collection Service		Total Pull Rate					
		1 x/week	2 x/week	3 x/week	4 x/week	5 x/week	6 x/week
1	1 CY Bin						
2	Disposal Charge Per Ton - Mixed Materials	\$ 50.00	\$ 50.00	\$ 50.00	\$ 50.00	\$ 50.00	\$ 50.00
3	Monthly Unit Generation Factor (Tons per Month)	0.311	0.622	0.933	1.244	1.555	1.866
4	Disposal Element (line A2 times Line A3)	\$ 15.55	\$ 31.10	\$ 46.65	\$ 62.20	\$ 77.75	\$ 93.30
5	Collection Element	\$223.12	\$ 446.24	\$ 669.36	\$ 892.48	\$ 1,115.60	\$ 1,338.72
6	Total Monthly Unit Collection Service Rate (Lines A4 plus A5)	\$ 238.67	\$ 477.34	\$ 716.01	\$ 954.68	\$ 1,193.35	\$ 1,432.02
7	1.5 CY Bin						
8	Disposal Charge Per Ton - Mixed Materials	\$ 50.00	\$ 50.00	\$ 50.00	\$ 50.00	\$ 50.00	\$ 50.00
9	Monthly Unit Generation Factor (Tons per Month)	0.467	0.934	1.401	1.868	2.335	2.802
10	Disposal Element (line A8 times Line A9)	\$ 23.35	\$ 46.70	\$ 70.05	\$ 93.40	\$ 116.75	\$ 140.10
11	Collection Element	\$334.66	\$ 669.32	\$ 1,003.98	\$ 1,338.64	\$ 1,673.30	\$ 2,007.96
12	Total Monthly Unit Collection Service Rate (Lines A10 plus A11)	\$ 358.01	\$ 716.02	\$ 1,074.03	\$ 1,432.04	\$ 1,790.05	\$ 2,148.06
13	2 CY Bin						
14	Disposal Charge Per Ton - Mixed Materials	\$ 50.00	\$ 50.00	\$ 50.00	\$ 50.00	\$ 50.00	\$ 50.00
15	Monthly Unit Generation Factor (Tons per Month)	0.622	1.244	1.866	2.488	3.110	3.732
16	Disposal Element (line A14 times Line A15)	\$ 31.10	\$ 62.20	\$ 93.30	\$ 124.40	\$ 155.50	\$ 186.60
17	Collection Element	\$ 446.25	\$ 892.50	\$ 1,338.75	\$ 1,785.00	\$ 2,231.25	\$ 2,677.50
18	Total Monthly Unit Collection Service Rate (Lines A16 plus A17)	\$ 477.35	\$ 954.70	\$ 1,432.05	\$ 1,909.40	\$ 2,386.75	\$ 2,864.10
19	3 CY Bin						
20	Disposal Charge Per Ton - Mixed Materials	\$ 50.00	\$ 50.00	\$ 50.00	\$ 50.00	\$ 50.00	\$ 50.00
21	Monthly Unit Generation Factor (Tons per Month)	0.933	1.866	2.799	3.732	4.665	5.598
22	Disposal Element (line A20 times Line A21)	\$ 46.65	\$ 93.30	\$ 139.95	\$ 186.60	\$ 233.25	\$ 279.90
23	Collection Element	\$669.37	\$ 1,338.74	\$ 2,008.11	\$ 2,677.48	\$ 3,346.85	\$ 4,016.22
24	Total Monthly Unit Collection Service Rate (Lines A22 plus A23)	\$ 716.02	\$ 1,432.04	\$ 2,148.06	\$ 2,864.08	\$ 3,580.10	\$ 4,296.12
25	4 CY Bin						
26	Disposal Charge Per Ton - Mixed Materials	\$ 50.00	\$ 50.00	\$ 50.00	\$ 50.00	\$ 50.00	\$ 50.00
27	Monthly Unit Generation Factor (Tons per Month)	1.245	2.490	3.735	4.980	6.225	7.470
28	Disposal Element (line A26 times Line A27)	\$ 62.25	\$ 124.50	\$ 186.75	\$ 249.00	\$ 311.25	\$ 373.50
29	Collection Element	\$892.45	\$ 1,784.90	\$ 2,677.35	\$ 3,569.80	\$ 4,462.25	\$ 5,354.70
30	Total Monthly Unit Collection Service Rate (Lines A28 plus A29)	\$ 954.70	\$ 1,909.40	\$ 2,864.10	\$ 3,818.80	\$ 4,773.50	\$ 5,728.20
31	6 CY Bin						
32	Disposal Charge Per Ton - Mixed Materials	\$ 50.00	\$ 50.00	\$ 50.00	\$ 50.00	\$ 50.00	\$ 50.00
33	Monthly Unit Generation Factor (Tons per Month)	1.867	3.734	5.601	7.468	9.335	11.202
34	Disposal Element (line A32 times Line A33)	\$ 93.35	\$ 186.70	\$ 280.05	\$ 373.40	\$ 466.75	\$ 560.10
35	Collection Element	\$1,338.69	\$ 2,677.38	\$ 4,016.07	\$ 5,354.76	\$ 6,693.45	\$ 8,032.14
36	Total Monthly Unit Collection Service Rate (Lines A34 plus A35)	\$ 1,432.04	\$ 2,864.08	\$ 4,296.12	\$ 5,728.16	\$ 7,160.20	\$ 8,592.24
37	7 CY Bin						
38	Disposal Charge Per Ton - Mixed Materials	\$ 50.00	\$ 50.00	\$ 50.00	\$ 50.00	\$ 50.00	\$ 50.00
39	Monthly Unit Generation Factor (Tons per Month)	2.178	4.356	6.534	8.712	10.890	13.068
40	Disposal Element (line A38 times Line A39)	\$ 108.90	\$ 217.80	\$ 326.70	\$ 435.60	\$ 544.50	\$ 653.40
41	Collection Element	\$1,561.82	\$ 3,123.64	\$ 4,685.46	\$ 6,247.28	\$ 7,809.10	\$ 9,370.92
42	Total Monthly Unit Collection Service Rate (Lines A40 plus A41)	\$ 1,670.72	\$ 3,341.44	\$ 5,012.16	\$ 6,682.88	\$ 8,353.60	\$ 10,024.32

MM&O Collection Form 2E (Option 1)							
MAXIMUM MONTHLY COLLECTION SERVICE RATES							
Altamont Landfill							
City of Oakland, CA							
MFD Bin Collection							
B MFD Roll-off Box Collection Service*		Total Pull Rate					
The following rates are pull only and DO NOT include subscription to Organic Materials Collection							
		6 CY	10 CY	20 CY	30 CY	40 CY	
1	Mixed Material Roll-Off Box Sizes (cubic yards)						
2	Roll-Off Box Pull Rate	\$740.18	\$799.39	\$863.34	\$1,165.51	\$1,456.89	
3	Compactor Pull Rate (Customer owned Compactor)	\$1,272.31	\$1,328.32	\$1,384.34	\$1,804.53	\$2,392.67	
4	Compactor Pull Rate (Contractor owned Compactor)	\$1,272.31	\$1,328.32	\$1,384.34	\$1,804.53	\$2,392.67	
C MFD Organic Materials Collection Subscription		Total Monthly Rate					
1	Organic Material Bin Sizes (gallons)	1 CY	1.5 CY	2 CY	3 CY	4 CY	6 CY 7 CY
2	1 collection / week	\$191.82	\$268.44	\$350.96	\$502.93	\$648.13	\$898.90 \$1,051.39
3	Additional Bin / week	\$191.82	\$268.44	\$350.96	\$502.93	\$648.13	\$898.90 \$1,051.39
C Push Rates		0-25 ft	26-50 ft	51-75 ft	76-100 ft	100+ ft	
	Push Rate	\$ 180.00	\$ 365.00	\$ 550.00	\$ 730.00	\$ 915.00	
D Bin Cleaning		1-4 CY Bin	5+ CY Bin				
	Cleaning Rate	\$ 100.00	\$ 125.00				
E Additional Services		Rates					
1	Additional Cart Exchange	\$ 75.00	each additional cart/occurrence				
2	Additional Cart Replacement	\$ 125.00	each additional cart/occurrence				
3	Additional Bin Exchange	\$ 50.00	each additional bin/occurrence				
4	Additional Bin Replacement	\$ 100.00	each additional bin/occurrence				
5	Bulky Goods Overage Rate	\$ 50.00	each overage/cubic yard				
6	Pay-As-You-Go Pick Up	\$ 450.00	each appointment				
7	Extra Service Tag (32 gallon)	\$ 11.25	each tag/occurrence				
8	Mixed Materials Overage Rate	\$ 1.39	each overage/gallon				
9	Mixed Materials Overage Rate	\$ 127.50	each overage/cubic yard				
10	Organic Materials Overage Rate	\$ 1.39	each overage/gallon				
11	Organic Materials Overage Rate	\$ 127.50	each overage/cubic yard				
12	Sharps Collection (At City Option)	\$ 1.33	Rate per month per customer				
13	On-call HHW Subscription (Default)	\$ 195.00	each occurrence				
14	On-call HHW Collection (At City Option-included in customer rate) - Percentage Change to Collection Element	5.96%	per Dwelling Unit/month				

MFD invoices shall be delinquent when they are unpaid on the last day of the monthly billing cycle. CONTRACTOR may charge a delinquent Customer a late fee which is the greater of \$5.00 or 1.5% per month (not compounded.)

* Note: All compacted and non-compacted pull rates consist of Collection rates and franchise fees only. Disposal will be based on actual disposal costs. The total customer rate will be the pull rate and disposal.

MM&O Collection Form 2F							
MAXIMUM MONTHLY COLLECTION SERVICE RATES							
Altamont Landfill							
City of Oakland, CA							
Commercial Cart Collection							
The following rates DO NOT include subscription to Organic Materials Collection							
A	Commercial Cart Collection Service	Total Monthly Rate					
1	20 Gallon Cart	1 x/week	2 x/week	3 x/week	4 x/week	5 x/week	6 x/week
2	Disposal Charge Per Ton - Mixed Materials	\$ 50.00	\$ 50.00	\$ 50.00	\$ 50.00	\$ 50.00	\$ 50.00
3	Monthly Unit Generation Factor (Tons per Month)	0.029	0.058	0.087	0.116	0.145	0.174
4	Disposal Element (line A2 times Line A3)	\$ 1.45	\$ 2.90	\$ 4.35	\$ 5.80	\$ 7.25	\$ 8.70
5	Collection Element	\$30.61	\$ 61.22	\$ 91.83	\$ 122.44	\$ 153.05	\$ 183.66
6	Total Monthly Unit Collection Service Rate (Lines A4 plus A5)	\$ 32.06	\$ 64.12	\$ 96.18	\$ 128.24	\$ 160.30	\$ 192.36
7	32 Gallon Cart	1 x/week	2 x/week	3 x/week	4 x/week	5 x/week	6 x/week
8	Disposal Charge Per Ton - Mixed Materials	\$ 50.00	\$ 50.00	\$ 50.00	\$ 50.00	\$ 50.00	\$ 50.00
9	Monthly Unit Generation Factor (Tons per Month)	0.047	0.094	0.141	0.188	0.235	0.282
10	Disposal Element (line A8 times Line A9)	\$ 2.35	\$ 4.70	\$ 7.05	\$ 9.40	\$ 11.75	\$ 14.10
11	Collection Element	\$40.66	\$ 81.32	\$ 121.98	\$ 162.64	\$ 203.30	\$ 243.96
12	Total Monthly Unit Collection Service Rate (Lines A10 plus A11)	\$ 43.01	\$ 86.02	\$ 129.03	\$ 172.04	\$ 215.05	\$ 258.06
13	64 Gallon Cart	1 x/week	2 x/week	3 x/week	4 x/week	5 x/week	6 x/week
14	Disposal Charge Per Ton - Mixed Materials	\$ 50.00	\$ 50.00	\$ 50.00	\$ 50.00	\$ 50.00	\$ 50.00
15	Monthly Unit Generation Factor (Tons per Month)	0.093	0.186	0.279	0.372	0.465	0.558
16	Disposal Element (line A14 times Line A15)	\$ 4.65	\$ 9.30	\$ 13.95	\$ 18.60	\$ 23.25	\$ 27.90
17	Collection Element	\$89.14	\$ 178.28	\$ 267.42	\$ 356.56	\$ 445.70	\$ 534.84
18	Total Monthly Unit Collection Service Rate (Lines A16 plus A17)	\$ 93.79	\$ 187.58	\$ 281.37	\$ 375.16	\$ 468.95	\$ 562.74
19	96 Gallon Cart	1 x/week	2 x/week	3 x/week	4 x/week	5 x/week	6 x/week
20	Disposal Charge Per Ton - Mixed Materials	\$ 50.00	\$ 50.00	\$ 50.00	\$ 50.00	\$ 50.00	\$ 50.00
21	Monthly Unit Generation Factor (Tons per Month)	0.140	0.280	0.420	0.560	0.700	0.840
22	Disposal Element (line A20 times Line A21)	\$ 7.00	\$ 14.00	\$ 21.00	\$ 28.00	\$ 35.00	\$ 42.00
23	Collection Element	\$137.52	\$ 275.04	\$ 412.56	\$ 550.08	\$ 687.60	\$ 825.12
24	Total Monthly Unit Collection Service Rate (Lines A22 plus A23)	\$ 144.52	\$ 289.04	\$ 433.56	\$ 578.08	\$ 722.60	\$ 867.12
B	Additional Mixed Materials Cart	Total Monthly Rates					
1	20 Gallon Cart	1 x/week	2 x/week	3 x/week	4 x/week	5 x/week	6 x/week
2	Additional Mixed Materials Cart (decrease to Line A6)	0.00	0.00	0.00	0.00	0.00	0.00
3	Total Monthly Additional Cart Rate (Lines A6 plus B2)	\$ 32.06	\$ 64.12	\$ 96.18	\$ 128.24	\$ 160.30	\$ 192.36
4	32 Gallon Cart	1 x/week	2 x/week	3 x/week	4 x/week	5 x/week	6 x/week
5	Additional Mixed Materials Cart (decrease to Line A12)	0.00	0.00	0.00	0.00	0.00	0.00
6	Total Monthly Additional Cart Rate (Lines A12 plus B5)	\$ 43.01	\$ 86.02	\$ 129.03	\$ 172.04	\$ 215.05	\$ 258.06
7	64 Gallon Cart	1 x/week	2 x/week	3 x/week	4 x/week	5 x/week	6 x/week
8	Additional Mixed Materials Cart (decrease to Line A18)	0.00	0.00	0.00	0.00	0.00	0.00
9	Total Monthly Additional Cart Rate (Lines A18 plus B8)	\$ 93.79	\$ 187.58	\$ 281.37	\$ 375.16	\$ 468.95	\$ 562.74
10	96 Gallon Cart	1 x/week	2 x/week	3 x/week	4 x/week	5 x/week	6 x/week
11	Additional Mixed Materials Cart (decrease to Line A24)	0.00	0.00	0.00	0.00	0.00	0.00
12	Total Monthly Additional Cart Rate (Lines A24 plus B11)	\$ 144.52	\$ 289.04	\$ 433.56	\$ 578.08	\$ 722.60	\$ 867.12

MM&O Collection Form 2F						
MAXIMUM MONTHLY COLLECTION SERVICE RATES						
Altamont Landfill						
City of Oakland, CA						
Commercial Cart Collection						
C	Commercial Organic Materials Collection	Total Monthly Subscription Rate				
1		1 x/week	2 x/week	3 x/week	4 x/week	5 x/week
2	20 Gallon Cart Organic Materials Rate	\$ 32.06	\$ 64.12	\$ 96.18	\$ 128.24	\$ 160.30
3	32 Gallon Cart Organic Materials Rate	\$ 43.01	\$ 86.02	\$ 129.03	\$ 172.04	\$ 215.05
4	64 Gallon Cart Organic Materials Rate	\$ 93.79	\$ 187.58	\$ 281.37	\$ 375.16	\$ 468.95
5	96 Gallon Cart Organic Materials Rate	\$ 144.52	\$ 289.04	\$ 433.56	\$ 578.08	\$ 722.60
D	Additional Organic Materials Cart	Total Monthly Rates				
1		1 x/week	2 x/week	3 x/week	4 x/week	5 x/week
2	Additional 20 Gallon Organic Materials Cart	\$ 32.06	\$ 64.12	\$ 96.18	\$ 128.24	\$ 160.30
3	Additional 32 Gallon Organic Materials Cart	\$ 43.01	\$ 86.02	\$ 129.03	\$ 172.04	\$ 215.05
4	Additional 64 Gallon Organic Materials Cart	\$ 93.79	\$ 187.58	\$ 281.37	\$ 375.16	\$ 468.95
5	Additional 96 Gallon Organic Materials Cart	\$ 144.52	\$ 289.04	\$ 433.56	\$ 578.08	\$ 722.60

Commercial invoices shall be delinquent when they are unpaid on the last day of the monthly billing cycle. CONTRACTOR may charge a delinquent Customer a late fee which is the greater of \$5.00 or 1.5% per month (not compounded.)

MM&O Collection Form 2G							
MAXIMUM MONTHLY COLLECTION SERVICE RATES							
Altamont Landfill							
City of Oakland, CA							
Commercial Bin Collection							
The following rates DO NOT include subscription to Organic Materials Collection							
A Commercial Bin Collection Service		Total Pull Rate					
1 1 CY Bin		1 x/week	2 x/week	3 x/week	4 x/week	5 x/week	6 x/week
2 Disposal Charge Per Ton - Mixed Materials	\$ 50.00	\$ 50.00	\$ 50.00	\$ 50.00	\$ 50.00	\$ 50.00	\$ 50.00
3 Monthly Unit Generation Factor (Tons per Month)	0.291	0.582	0.873	1.164	1.455	1.746	
4 Disposal Element (line A2 times Line A3)	\$ 14.55	\$ 29.10	\$ 43.65	\$ 58.20	\$ 72.75	\$ 87.30	
5 Collection Element	\$187.37	\$ 374.74	\$ 562.11	\$ 749.48	\$ 936.85	\$ 1,124.22	
6 Total Monthly Unit Collection Service Rate (Lines A4 + A5)	\$ 201.92	\$ 403.84	\$ 605.76	\$ 807.68	\$ 1,009.60	\$ 1,211.52	
7 1.5 CY Bin		1 x/week	2 x/week	3 x/week	4 x/week	5 x/week	6 x/week
8 Disposal Charge Per Ton - Mixed Materials	\$ 50.00	\$ 50.00	\$ 50.00	\$ 50.00	\$ 50.00	\$ 50.00	\$ 50.00
9 Monthly Unit Generation Factor (Tons per Month)	0.437	0.874	1.311	1.748	2.185	2.622	
10 Disposal Element (line A8 times Line A9)	\$ 21.85	\$ 43.70	\$ 65.55	\$ 87.40	\$ 109.25	\$ 131.10	
11 Collection Element	\$260.72	\$ 521.44	\$ 782.16	\$ 1,042.88	\$ 1,303.60	\$ 1,564.32	
12 Total Monthly Unit Collection Service Rate (Lines A10 + A11)	\$ 282.57	\$ 565.14	\$ 847.71	\$ 1,130.28	\$ 1,412.85	\$ 1,695.42	
13 2 CY Bin		1 x/week	2 x/week	3 x/week	4 x/week	5 x/week	6 x/week
14 Disposal Charge Per Ton - Mixed Materials	\$ 50.00	\$ 50.00	\$ 50.00	\$ 50.00	\$ 50.00	\$ 50.00	\$ 50.00
15 Monthly Unit Generation Factor (Tons per Month)	0.582	1.164	1.746	2.328	2.910	3.492	
16 Disposal Element (line A14 times Line A15)	\$ 29.10	\$ 58.20	\$ 87.30	\$ 116.40	\$ 145.50	\$ 174.60	
17 Collection Element	\$340.33	\$ 680.66	\$ 1,020.99	\$ 1,361.32	\$ 1,701.65	\$ 2,041.98	
18 Total Monthly Unit Collection Service Rate (Lines A16 + A17)	\$ 369.43	\$ 738.86	\$ 1,108.29	\$ 1,477.72	\$ 1,847.15	\$ 2,216.58	
19 3 CY Bin		1 x/week	2 x/week	3 x/week	4 x/week	5 x/week	6 x/week
20 Disposal Charge Per Ton - Mixed Materials	\$ 50.00	\$ 50.00	\$ 50.00	\$ 50.00	\$ 50.00	\$ 50.00	\$ 50.00
21 Monthly Unit Generation Factor (Tons per Month)	0.873	1.746	2.619	3.492	4.365	5.238	
22 Disposal Element (line A20 times Line A21)	\$ 43.65	\$ 87.30	\$ 130.95	\$ 174.60	\$ 218.25	\$ 261.90	
23 Collection Element	\$485.75	\$ 971.50	\$ 1,457.25	\$ 1,943.00	\$ 2,428.75	\$ 2,914.50	
24 Total Monthly Unit Collection Service Rate (Lines A22 + A23)	\$ 529.40	\$ 1,058.80	\$ 1,588.20	\$ 2,117.60	\$ 2,647.00	\$ 3,176.40	
25 4 CY Bin		1 x/week	2 x/week	3 x/week	4 x/week	5 x/week	6 x/week
26 Disposal Charge Per Ton - Mixed Materials	\$ 50.00	\$ 50.00	\$ 50.00	\$ 50.00	\$ 50.00	\$ 50.00	\$ 50.00
27 Monthly Unit Generation Factor (Tons per Month)	1.164	2.328	3.492	4.656	5.820	6.984	
28 Disposal Element (line A26 times Line A27)	\$ 58.20	\$ 116.40	\$ 174.60	\$ 232.80	\$ 291.00	\$ 349.20	
29 Collection Element	\$624.04	\$ 1,248.08	\$ 1,872.12	\$ 2,496.16	\$ 3,120.20	\$ 3,744.24	
30 Total Monthly Unit Collection Service Rate (Lines A28 + A29)	\$ 682.24	\$ 1,364.48	\$ 2,046.72	\$ 2,728.96	\$ 3,411.20	\$ 4,093.44	
31 6 CY Bin		1 x/week	2 x/week	3 x/week	4 x/week	5 x/week	6 x/week
32 Disposal Charge Per Ton - Mixed Materials	\$ 50.00	\$ 50.00	\$ 50.00	\$ 50.00	\$ 50.00	\$ 50.00	\$ 50.00
33 Monthly Unit Generation Factor (Tons per Month)	1.746	3.492	5.238	6.984	8.730	10.476	
34 Disposal Element (line A32 times Line A33)	\$ 87.30	\$ 174.60	\$ 261.90	\$ 349.20	\$ 436.50	\$ 523.80	
35 Collection Element	\$858.91	\$ 1,717.82	\$ 2,576.73	\$ 3,435.64	\$ 4,294.55	\$ 5,153.46	
36 Total Monthly Unit Collection Service Rate (Lines A34 + A35)	\$ 946.21	\$ 1,892.42	\$ 2,838.63	\$ 3,784.84	\$ 4,731.05	\$ 5,677.26	
37 7 CY Bin		1 x/week	2 x/week	3 x/week	4 x/week	5 x/week	6 x/week
38 Disposal Charge Per Ton - Mixed Materials	\$ 50.00	\$ 50.00	\$ 50.00	\$ 50.00	\$ 50.00	\$ 50.00	\$ 50.00
39 Monthly Unit Generation Factor (Tons per Month)	2.037	4.074	6.111	8.148	10.185	12.222	
40 Disposal Element (line A38 times Line A39)	\$ 101.85	\$ 203.70	\$ 305.55	\$ 407.40	\$ 509.25	\$ 611.10	
41 Collection Element	\$1,004.88	\$ 2,009.76	\$ 3,014.64	\$ 4,019.52	\$ 5,024.40	\$ 6,029.28	
42 Total Monthly Unit Collection Service Rate (Lines A40 + A41)	\$ 1,106.73	\$ 2,213.46	\$ 3,320.19	\$ 4,426.92	\$ 5,533.65	\$ 6,640.38	

MM&O Collection Form 2G MAXIMUM MONTHLY COLLECTION SERVICE RATES Altamont Landfill City of Oakland, CA Commercial Bin Collection							
B Commercial Roll-off Box Collection Service*		Total Pull Rate					Per CY (For Other Sizes)
The following rates are pull only and DO NOT include subscription to Organic Materials Collection							
1	Mixed Material Roll-Off Box Sizes (cubic yards)	6 CY	10 CY	20 CY	30 CY	40 CY	
2	Roll-Off Box Pull Rate	\$740.18	\$799.39	\$863.34	\$1,165.51	\$1,456.89	\$ 43.17
3	Compactor Pull Rate (Customer owned Compactor)	\$1,272.31	\$1,328.32	\$1,384.34	\$1,804.53	\$2,392.67	\$ 69.22
4	Compactor Pull Rate (Contractor owned Compactor)	\$1,272.31	\$1,328.32	\$1,384.34	\$1,804.53	\$2,392.67	\$ 69.22
C Commercial Organic Materials Collection Subscription		Total Monthly Rate					
1	1 CY Bin	1 x/week	2 x/week	3 x/week	4 x/week	5 x/week	6 x/week
2	Total 1 CY Organic Materials Collection Service Rate	\$191.82	\$ 383.64	\$ 575.46	\$ 767.28	\$ 959.10	\$ 1,150.92
3	Total 1.5 CY Organic Materials Collection Service Rate	\$268.44	\$ 536.88	\$ 805.32	\$ 1,073.76	\$ 1,342.20	\$ 1,610.64
4	Total 2 CY Organic Materials Collection Service Rate	\$350.96	\$ 701.92	\$ 1,052.88	\$ 1,403.84	\$ 1,754.80	\$ 2,105.76
5	Total 3 CY Organic Materials Collection Service Rate	\$502.93	\$ 1,005.86	\$ 1,508.79	\$ 2,011.72	\$ 2,514.65	\$ 3,017.58
6	Total 4 CY Organic Materials Collection Service Rate	\$648.13	\$ 1,296.26	\$ 1,944.39	\$ 2,592.52	\$ 3,240.65	\$ 3,888.78
7	Total 6 CY Organic Materials Collection Service Rate	\$898.90	\$ 1,797.80	\$ 2,696.70	\$ 3,595.60	\$ 4,494.50	\$ 5,393.40
8	Total 7 CY Organic Materials Collection Service Rate	\$1,051.39	\$ 2,102.78	\$ 3,154.17	\$ 4,205.56	\$ 5,256.95	\$ 6,308.34
C Push Rates		0-25 ft	26-50 ft	51-75 ft	76-100 ft	100+ ft	
	Push Rate	\$ 180.00	\$ 365.00	\$ 550.00	\$ 730.00	\$ 915.00	
D Bin Cleaning		1-4 CY Bin	5+ CY Bin				
	Cleaning Rate	\$ 100.00	\$ 125.00				
E Additional Services		Rates					
1	Additional Cart Exchange	\$ 75.00	each additional cart/occurrence				
2	Additional Cart Replacement	\$ 125.00	each additional cart/occurrence				
3	Additional Bin Exchange	\$ 50.00	each additional bin/occurrence				
4	Additional Bin Replacement	\$ 100.00	each additional bin/occurrence				
5	Pay-As-You-Go Pick Up	\$ 450.00	each appointment				
6	Extra Service Tag (32 gallon)	\$ 11.25	each tag/occurrence				
7	Mixed Materials Overage Rate	\$ 1.39	each overage/gallon				
8	Mixed Materials Overage Rate	\$ 127.50	each overage/cubic yard				
9	Organic Materials Overage Rate	\$ 1.39	each overage/gallon				
10	Organic Materials Overage Rate	\$ 127.50	each overage/cubic yard				

Commercial invoices shall be delinquent when they are unpaid on the last day of the monthly billing cycle. CONTRACTOR may charge a delinquent Customer a late fee which is the greater of \$5.00 or 1.5% per month (not compounded.)

* Note: All compacted and non-compacted pull rates consist of Collection rates and franchise fees only. Disposal will be based on actual disposal costs. The total customer rate will be the pull rate and disposal.

MM&O Collection Form 2H MAXIMUM MONTHLY COLLECTION SERVICE RATES City of Oakland, CA Non-Exclusive Commercial Recyclable Materials Collection									
A Commercial Recyclable Materials - Cart		Total Monthly Rate							
1 Recyclable Materials Cart Sizes (gallons)		20	32	64	96				
2 1 collection / week		\$ 30.46	\$ 40.86	\$ 89.10	\$ 137.29				
3 2 collections / week		\$ 60.91	\$ 81.72	\$ 178.20	\$ 176.62				
4 3 collections / week		\$ 91.37	\$ 122.58	\$ 267.30	\$ 264.93				
5 4 collections / week		\$ 121.83	\$ 163.44	\$ 356.40	\$ 353.24				
6 5 collections / week		\$ 152.29	\$ 204.30	\$ 445.50	\$ 441.55				
B Commercial Recyclable Materials - Bin		Total Monthly Rate							
1 Recyclable Materials Bin Sizes (Cubic Yard)		1	1.5	2	3	4	6	7	
2 1 collection / week		\$ 151.44	\$ 211.93	\$ 277.07	\$ 333.52	\$ 429.81	\$ 596.11	\$ 697.24	
3 2 collections / week		\$ 302.88	\$ 423.86	\$ 554.14	\$ 667.04	\$ 859.62	\$ 1,192.22	\$ 1,394.48	
4 3 collections / week		\$ 454.32	\$ 635.79	\$ 831.21	\$ 1,000.56	\$ 1,289.43	\$ 1,788.33	\$ 2,091.72	
5 4 collections / week		\$ 605.76	\$ 847.72	\$ 1,108.28	\$ 1,334.08	\$ 1,719.24	\$ 2,384.44	\$ 2,788.96	
6 5 collections / week		\$ 757.20	\$ 1,059.65	\$ 1,385.35	\$ 1,667.60	\$ 2,149.05	\$ 2,980.55	\$ 3,486.20	
C Commercial Recyclable Materials - Roll-off Box Collection Service		Total Pull Rate					Per CY (For Other Sizes)		
1 Recyclable Materials Roll-Off Box Sizes (cubic yards)		6 CY	10 CY	20 CY	30 CY	40 CY			
2 Roll-Off Box Pull Rate		\$740.18	\$ 799.39	\$ 863.34	\$ 1,165.51	\$ 1,456.89			\$ 43.17
3 Compactor Pull Rate (Customer owned Compactor)		\$ 1,272.31	\$ 1,328.32	\$ 1,384.34	\$ 1,804.53	\$ 2,392.67			\$ 69.22
4 Compactor Pull Rate (Contractor owned Compactor)		\$ 1,272.31	\$ 1,328.32	\$ 1,384.34	\$ 1,804.53	\$ 2,392.67			\$ 69.22
D Push Rates		0-25 ft	26-50 ft	51-75 ft	76-100 ft	100+ ft			
1 Push Rate		\$ 180.00	\$ 365.00	\$ 550.00	\$ 730.00	\$ 915.00			
E Bin Cleaning		1-4 CY Bin	5+ CY Bin						
1 Cleaning Rate		\$ 100.00	\$ 125.00						
F Additional Services		Rates							
1 Key Service		\$ 50.00	each month/customer						
2 Difficult to Service Rate		\$ 100.00	each month/customer						

Commercial invoices shall be delinquent when they are unpaid on the last day of the monthly billing cycle. CONTRACTOR may charge a delinquent Customer a late fee which is the greater of \$5.00 or 1.5% per month (not compounded.)

MM&O Collection Form 2I MAXIMUM TEMPORARY ROLL-OFF BOX COLLECTION SERVICE RATES City of Oakland, CA Temporary Roll-Off Box Collection							
A	Temporary Roll-off Box Collection Service	Total Pull Rate					Per CY (For Other Sizes)
		6 CY	10 CY	20 CY	30 CY	40 CY	
1	Recyclable Materials Roll-Off Box Sizes (cubic yards)						
2	Roll-Off Box Pull Rate	\$740.18	\$ 799.39	\$ 863.34	\$ 1,165.51	\$ 1,456.89	\$ 38.85
3	Compactor Pull Rate (Customer owned Compactor)	\$1,272.31	\$ 1,328.32	\$ 1,384.34	\$ 1,804.53	\$ 2,392.67	\$ 60.15
4	Compactor Pull Rate (Contractor owned Compactor)	\$1,272.31	\$ 1,328.32	\$ 1,384.34	\$ 1,804.53	\$ 2,392.67	\$ 60.15

Temporary Roll-off Box Collection Service invoices shall be delinquent when they are unpaid on the last day of the monthly billing cycle. CONTRACTOR may charge a delinquent Customer a late fee which is the greater of \$5.00 or 1.5% per month (not compounded.)
 * Note: All pull rates consist of Collection rates and franchise fees only. Disposal will be based on actual disposal costs. The total customer rate will be the pull rate and disposal.

MM&O Collection Form 2I-A MAXIMUM SPECIAL EVENT COLLECTION SERVICE RATES City of Oakland, CA Temporary Collection							
A	Temporary Special Event Collection Service	Cart Collection Rate		Roll-off Box Collection Rate			
		64 gallon	96 gallon	6 CY	10 CY	20 CY	30 CY
1	Collection Container Sizes						
2	Recyclable Materials	\$ 46.99	\$ 49.99	\$740.18	\$ 799.39	\$ 863.34	\$ 1,165.51
3	Mixed Materials	\$ 54.99	\$ 57.99	\$740.18	\$ 799.39	\$ 863.34	\$ 1,165.51
4	Organic Materials	\$ 54.99	\$ 57.99	\$740.18	\$ 799.39	\$ 863.34	\$ 1,165.51

MM&O Collection Form 2J MAXIMUM EMERGENCY COLLECTION SERVICE RATES City of Oakland, CA Emergency Service Rates			
A	Emergency Service Rates - Employees		
	Labor Position		Hourly Rate
1	Collection / Transfer Driver		\$ 130.00
2	Equipment loader / operator		\$ 120.00
3	Spotter		\$ 120.00
4	Mechanic		\$ 130.00
5	Sorter		\$ 55.00
6	Dispatcher		\$ 90.00
7	Manager		\$ 150.00
8	Route Manager		\$ 125.00
9	Supervisor		\$ 110.00
10	Admin Support		\$ 90.00
B	Emergency Service Rates - Equipment		
	Equipment Type	Make & Model	Hourly Rate
1	Transfer Truck - Diesel	Freightliner / Western Trailer	\$ 100.00
2	Transfer Truck - CNG	Freightliner / Western Trailer	\$ 75.00
3	Front End Loader	Wittke, McNeilus	\$ 75.00
4	Rear End Loader	Wittke, McNeilus	\$ 75.00
5	Roll Off Truck	Wittke, McNeilus	\$ 55.00
6	Flat Bed Truck	Wittke, McNeilus	\$ 45.00
7	Loader L180	CAT	\$ 160.00
8	Dozer D8T	Volvo	\$ 145.00
9	Excavator	CAT	\$ 100.00
10	Pick Up	Ford/Chevrolet	\$ 40.00

MM&O Collection Form 2K City of Oakland, CA Multiple Service Discount Agreement Year 1	
Proposers proposing to offer MM&O Collection Services and Disposal Services shall complete line 1 of MM&O Collection Form 2K to indicate the discount, if any, that will be applied to all proposed rates proposed on MM&O Collection Forms 2A through 2J* in the event both services are awarded to the proposer.	
1 Discount to all proposed rates on MM&O Collection Forms 2A through 2J*	4.10%
Proposers proposing to offer MM&O Collection Services and RR Collection Services shall complete line 2 of MM&O Collection Form 2K to indicate the discount, if any, that will be applied to all proposed rates proposed on MM&O Collection Forms 2A through 2J* in the event both services are awarded to the proposer.	
2 Discount to all proposed rates on MM&O Collection Forms 2A through 2J*	4.10%
Proposers proposing to offer MM&O Collection Services, RR Collection Services and Disposal Services shall complete line 1, 2, and 3 of MM&O Collection Form 2K to indicate the discount, if any, that will be applied to all proposed rates proposed on MM&O Collection Forms 2A through 2J* in the event multiple services are awarded to the proposer.	
3 Discount to all proposed rates on MM&O Collection Forms 2A through 2J* **	5.85%

* Note to proposers: Award of multiple services will not reduce the total franchise fees due to the City.

** Note to proposers proposing on all three services: In the event all three services are awarded the discount on line 3 will apply, in the event a combination of 2 services are awarded, the discount on line 1 or 2 as appropriate will apply.

MM&O Collection Form 2 A

MAXIMUM MONTHLY COLLECTION SERVICE RATES

HAY ROAD LANDFILL

MM&O Collection Form 2A					
MAXIMUM MONTHLY COLLECTION SERVICE RATES					
Recology Hay Road Landfill					
City of Oakland, CA					
SFD Cart Collection					
A	SFD Collection Service		Rates		
1	Mixed Material Cart Sizes (gallons)	20	32	64	96
2	Disposal Charge Per Ton - Mixed Materials	\$50	\$50	\$50	\$50
3	Monthly Unit Generation Factor (Tons per Month)	0.034	0.054	0.108	0.162
4	Disposal Element (Line A2 times Line A3)	\$ 1.70	\$ 2.70	\$ 5.40	\$ 8.10
5	Collection Element	\$32.12	\$42.03	\$82.00	\$126.57
6	Total Monthly Unit SFD Collection Service Rate (Lines A4 plus A5)	\$ 33.82	\$ 44.73	\$ 87.40	\$ 134.67
B	SFD Collection Service - Backyard		Rates		
1	Mixed Material Cart Sizes (gallons)	20	32	64	96
2	Additional Backyard Service Charge	26.04	26.04	26.04	26.04
3	Total Monthly Unit SFD Collection Service - Backyard Rate (Lines A6 plus B2)	\$ 59.86	\$ 70.77	\$ 113.44	\$ 160.71
C	Additional Curbside Mixed Materials Cart		Rates		
1	Mixed Material Cart Sizes (gallons)	20	32	64	96
2	Additional Curbside Mixed Materials Cart (decrease to Line A6)	0.00	0.00	0.00	0.00
3	Total Monthly Additional Curbside Cart Rate (Lines A6 plus C2)	\$ 33.82	\$ 44.73	\$ 87.40	\$ 134.67
D	Additional Backyard Mixed Materials Cart		Rates		
1	Mixed Material Cart Sizes (gallons)	20	32	64	96
2	Additional Backyard Mixed Materials Cart (decrease to Line B3)	0.00	0.00	0.00	0.00
3	Total Monthly Additional Backyard Cart Rate (Lines B3 plus D2)	\$ 59.86	\$ 70.77	\$ 113.44	\$ 160.71
E	Additional Services		Rates		
1	Additional Cart Exchange	\$ 75.00	each additional cart/occurrence		
2	Additional Cart Replacement	\$ 125.00	each additional cart/occurrence		
3	Bulky Goods Overage Rate	\$ 50.00	each overage/cubic yard		
4	Pay-As-You-Go Pick Up	\$ 100.00	each appointment		
5	Extra Service Tag (32 gallon)	\$ 11.25	each tag/occurrence		
6	Mixed Materials Overage Rate	\$ 1.39	each overage/gallon		
7	Mixed Materials Overage Rate	\$ 127.50	each overage/cubic yard		
8	Sharps Collection (At City Option)	\$ 1.33	Rate per month per customer		
9	On-call HHW Subscription (Default)	\$ 195.00	each occurrence		
10	On-call HHW Collection (At City Option-included in customer rate) - Percentage	4.14%	per Dwelling Unit/month		
	Change to Collection Element				

SFD invoices shall be delinquent when they are unpaid on the last day of the first month of the bi-monthly billing cycle.
CONTRACTOR may charge a delinquent Customer a late fee which is the greater of \$5.00 or 1.5% per month (not compounded.)

MM&O Collection Form 2B (Default)							
MAXIMUM MONTHLY COLLECTION SERVICE RATES							
Recology Hay Road Landfill							
City of Oakland, CA							
MFD Cart Collection							
The following rates include 1 time per week unlimited subscription to Organic Materials Collection							
A MFD Cart Collection Service		Total Monthly Rate					
1	20 Gallon Cart	1 x/week	2 x/week	3 x/week	4 x/week	5 x/week	6 x/week
2	Disposal Charge Per Ton - Mixed Materials	\$ 50.00	\$ 50.00	\$ 50.00	\$ 50.00	\$ 50.00	\$ 50.00
3	Monthly Unit Generation Factor (Tons per Month)	0.031	0.062	0.093	0.124	0.155	0.186
4	Disposal Element (line A2 times Line A3)	\$ 1.55	\$ 3.10	\$ 4.65	\$ 6.20	\$ 7.75	\$ 9.30
5	Collection Element	\$26.59	\$ 53.18	\$ 79.77	\$ 106.36	\$ 132.95	\$ 159.54
6	Total Monthly Unit Collection Service Rate (Lines A4 plus A5)	\$ 28.14	\$ 56.28	\$ 84.42	\$ 112.56	\$ 140.70	\$ 168.84
7	32 Gallon Cart	1 x/week	2 x/week	3 x/week	4 x/week	5 x/week	6 x/week
8	Disposal Charge Per Ton - Mixed Materials	\$ 50.00	\$ 50.00	\$ 50.00	\$ 50.00	\$ 50.00	\$ 50.00
9	Monthly Unit Generation Factor (Tons per Month)	0.050	0.100	0.150	0.200	0.250	0.300
10	Disposal Element (line A8 times Line A9)	\$ 2.50	\$ 5.00	\$ 7.50	\$ 10.00	\$ 12.50	\$ 15.00
11	Collection Element	\$42.52	\$ 85.04	\$ 127.56	\$ 170.08	\$ 212.60	\$ 255.12
12	Total Monthly Unit Collection Service Rate (Lines A10 plus A11)	\$ 45.02	\$ 90.04	\$ 135.06	\$ 180.08	\$ 225.10	\$ 270.12
13	64 Gallon Cart	1 x/week	2 x/week	3 x/week	4 x/week	5 x/week	6 x/week
14	Disposal Charge Per Ton - Mixed Materials	\$ 50.00	\$ 50.00	\$ 50.00	\$ 50.00	\$ 50.00	\$ 50.00
15	Monthly Unit Generation Factor (Tons per Month)	0.100	0.200	0.300	0.400	0.500	0.600
16	Disposal Element (line A14 times Line A15)	\$ 5.00	\$ 10.00	\$ 15.00	\$ 20.00	\$ 25.00	\$ 30.00
17	Collection Element	\$85.04	\$ 170.08	\$ 255.12	\$ 340.16	\$ 425.20	\$ 510.24
18	Total Monthly Unit Collection Service Rate (Lines A16 plus A17)	\$ 90.04	\$ 180.08	\$ 270.12	\$ 360.16	\$ 450.20	\$ 540.24
19	96 Gallon Cart	1 x/week	2 x/week	3 x/week	4 x/week	5 x/week	6 x/week
20	Disposal Charge Per Ton - Mixed Materials	\$ 50.00	\$ 50.00	\$ 50.00	\$ 50.00	\$ 50.00	\$ 50.00
21	Monthly Unit Generation Factor (Tons per Month)	0.149	0.298	0.447	0.596	0.745	0.894
22	Disposal Element (line A20 times Line A21)	\$ 7.45	\$ 14.90	\$ 22.35	\$ 29.80	\$ 37.25	\$ 44.70
23	Collection Element	\$127.62	\$ 255.24	\$ 382.86	\$ 510.48	\$ 638.10	\$ 765.72
24	Total Monthly Unit Collection Service Rate (Lines A22 plus A23)	\$ 135.07	\$ 270.14	\$ 405.21	\$ 540.28	\$ 675.35	\$ 810.42
B MFD Collection Service - Backyard		Total Monthly Rates					
1	20 Gallon Cart	1 x/week	2 x/week	3 x/week	4 x/week	5 x/week	6 x/week
2	Additional Backyard Service Charge	26.04	52.08	78.12	104.16	130.20	156.24
3	Total MFD Collection Service - Backyard Rate (Lines A6 plus B2)	\$ 54.18	\$ 108.36	\$ 162.54	\$ 216.72	\$ 270.90	\$ 325.08
4	32 Gallon Cart	1 x/week	2 x/week	3 x/week	4 x/week	5 x/week	6 x/week
5	Additional Backyard Service Charge	26.04	52.08	78.12	104.16	130.20	156.24
6	Total MFD Collection Service - Backyard Rate (Lines A12 plus B5)	\$ 71.06	\$ 142.12	\$ 213.18	\$ 284.24	\$ 355.30	\$ 426.36
7	64 Gallon Cart	1 x/week	2 x/week	3 x/week	4 x/week	5 x/week	6 x/week
8	Additional Backyard Service Charge	26.04	52.08	78.12	104.16	130.20	156.24
9	Total MFD Collection Service - Backyard Rate (Lines A18 plus B8)	\$ 116.08	\$ 232.16	\$ 348.24	\$ 464.32	\$ 580.40	\$ 696.48
10	96 Gallon Cart	1 x/week	2 x/week	3 x/week	4 x/week	5 x/week	6 x/week
11	Additional Backyard Service Charge	26.04	52.08	78.12	104.16	130.20	156.24
12	Total MFD Collection Service - Backyard Rate (Lines A24 plus B11)	\$ 161.11	\$ 322.22	\$ 483.33	\$ 644.44	\$ 805.55	\$ 966.66

MM&O Collection Form 2B (Default)							
MAXIMUM MONTHLY COLLECTION SERVICE RATES							
Recology Hay Road Landfill							
City of Oakland, CA							
MFD Cart Collection							
C	Additional Curbside Mixed Materials Cart	Total Monthly Rates					
1	20 Gallon Cart	1 x/week	2 x/week	3 x/week	4 x/week	5 x/week	6 x/week
2	Additional Curbside Mixed Materials Cart (decrease to Line A6)	0.00	0.00	0.00	0.00	0.00	0.00
3	Total Monthly Additional Cart Rate (Lines A6 plus C2)	\$ 28.14	\$ 56.28	\$ 84.42	\$ 112.56	\$ 140.70	\$ 168.84
4	32 Gallon Cart	1 x/week	2 x/week	3 x/week	4 x/week	5 x/week	6 x/week
5	Additional Curbside Mixed Materials Cart (decrease to Line A12)	0.00	0.00	0.00	0.00	0.00	0.00
6	Total Monthly Additional Cart Rate (Lines A12 plus C5)	\$ 45.02	\$ 90.04	\$ 135.06	\$ 180.08	\$ 225.10	\$ 270.12
7	64 Gallon Cart	1 x/week	2 x/week	3 x/week	4 x/week	5 x/week	6 x/week
8	Additional Curbside Mixed Materials Cart (decrease to Line A18)	0.00	0.00	0.00	0.00	0.00	0.00
9	Total Monthly Additional Cart Rate (Lines A18 plus C8)	\$ 90.04	\$ 180.08	\$ 270.12	\$ 360.16	\$ 450.20	\$ 540.24
10	96 Gallon Cart	1 x/week	2 x/week	3 x/week	4 x/week	5 x/week	6 x/week
11	Additional Curbside Mixed Materials Cart (decrease to line A24)	0.00	0.00	0.00	0.00	0.00	0.00
12	Total Monthly Additional Cart Rate (Lines A24 plus C11)	\$ 135.07	\$ 270.14	\$ 405.21	\$ 540.28	\$ 675.35	\$ 810.42
D	Additional Backyard Mixed Materials Cart	Total Monthly Rates					
1	20 Gallon Cart	1 x/week	2 x/week	3 x/week	4 x/week	5 x/week	6 x/week
2	Additional Backyard Mixed Materials Cart (decrease to Line B3)	0.00	0.00	0.00	0.00	0.00	0.00
3	Total Monthly Additional Backyard Cart Rate (Lines B3 plus D2)	\$ 54.18	\$ 108.36	\$ 162.54	\$ 216.72	\$ 270.90	\$ 325.08
4	32 Gallon Cart	1 x/week	2 x/week	3 x/week	4 x/week	5 x/week	6 x/week
5	Additional Backyard Mixed Materials Cart (decrease to Line B6)	0.00	0.00	0.00	0.00	0.00	0.00
6	Total Monthly Additional Backyard Cart Rate (Lines B6 plus D5)	\$ 71.06	\$ 142.12	\$ 213.18	\$ 284.24	\$ 355.30	\$ 426.36
7	64 Gallon Cart	1 x/week	2 x/week	3 x/week	4 x/week	5 x/week	6 x/week
8	Additional Backyard Mixed Materials Cart (decrease to Line B9)	0.00	0.00	0.00	0.00	0.00	0.00
9	Total Monthly Additional Backyard Cart Rate (Lines B9 plus D8)	\$ 116.08	\$ 232.16	\$ 348.24	\$ 464.32	\$ 580.40	\$ 696.48
10	96 Gallon Cart	1 x/week	2 x/week	3 x/week	4 x/week	5 x/week	6 x/week
11	Additional Backyard Mixed Materials Cart (decrease to Line B12)	0.00	0.00	0.00	0.00	0.00	0.00
12	Total Monthly Additional Backyard Cart Rate (Lines B12 plus D11)	\$ 161.11	\$ 322.22	\$ 483.33	\$ 644.44	\$ 805.55	\$ 966.66

MFD invoices shall be delinquent when they are unpaid on the last day of the monthly billing cycle. CONTRACTOR may charge a delinquent Customer a late fee which is the greater of \$5.00 or 1.5% per month (not compounded.)

MM&O Collection Form 2C (Default)						
MAXIMUM MONTHLY COLLECTION SERVICE RATES						
Recology Hay Road Landfill						
City of Oakland, CA						
MFD Bin Collection						
The following rates include 1 time per week UNLIMITED subscription to Organic Materials Collection						
A MFD Bin Collection Service						
1	1 CY Bin	Total Pull Rate				
		1 x/week	2 x/week	3 x/week	4 x/week	5 x/week
2	Disposal Charge Per Ton - Mixed Materials	\$ 50.00	\$ 50.00	\$ 50.00	\$ 50.00	\$ 50.00
3	Monthly Unit Generation Factor (Tons per Month)	0.311	0.622	0.933	1.244	1.555
4	Disposal Element (line A2 times Line A3)	\$ 15.55	\$ 31.10	\$ 46.65	\$ 62.20	\$ 77.75
5	Collection Element	\$265.85	\$ 531.70	\$ 797.55	\$ 1,063.40	\$ 1,329.25
6	Total Monthly Unit Collection Service Rate (Lines A4 plus A5)	\$ 281.40	\$ 562.80	\$ 844.20	\$ 1,125.60	\$ 1,407.00
7	1.5 CY Bin	1 x/week	2 x/week	3 x/week	4 x/week	5 x/week
8	Disposal Charge Per Ton - Mixed Materials	\$ 50.00	\$ 50.00	\$ 50.00	\$ 50.00	\$ 50.00
9	Monthly Unit Generation Factor (Tons per Month)	0.467	0.934	1.401	1.868	2.335
10	Disposal Element (line A8 times Line A9)	\$ 23.35	\$ 46.70	\$ 70.05	\$ 93.40	\$ 116.75
11	Collection Element	\$398.75	\$ 797.50	\$ 1,196.25	\$ 1,595.00	\$ 1,993.75
12	Total Monthly Unit Collection Service Rate (Lines A10 plus A11)	\$ 422.10	\$ 844.20	\$ 1,266.30	\$ 1,688.40	\$ 2,110.50
13	2 CY Bin	1 x/week	2 x/week	3 x/week	4 x/week	5 x/week
14	Disposal Charge Per Ton - Mixed Materials	\$ 50.00	\$ 50.00	\$ 50.00	\$ 50.00	\$ 50.00
15	Monthly Unit Generation Factor (Tons per Month)	0.622	1.244	1.866	2.488	3.110
16	Disposal Element (line A14 times Line A15)	\$ 31.10	\$ 62.20	\$ 93.30	\$ 124.40	\$ 155.50
17	Collection Element	\$531.70	\$ 1,063.40	\$ 1,595.10	\$ 2,126.80	\$ 2,658.50
18	Total Monthly Unit Collection Service Rate (Lines A16 plus A17)	\$ 562.80	\$ 1,125.60	\$ 1,688.40	\$ 2,251.20	\$ 2,814.00
19	3 CY Bin	1 x/week	2 x/week	3 x/week	4 x/week	5 x/week
20	Disposal Charge Per Ton - Mixed Materials	\$ 50.00	\$ 50.00	\$ 50.00	\$ 50.00	\$ 50.00
21	Monthly Unit Generation Factor (Tons per Month)	0.933	1.866	2.799	3.732	4.665
22	Disposal Element (line A20 times Line A21)	\$ 46.65	\$ 93.30	\$ 139.95	\$ 186.60	\$ 233.25
23	Collection Element	\$797.55	\$ 1,595.10	\$ 2,392.65	\$ 3,190.20	\$ 3,987.75
24	Total Monthly Unit Collection Service Rate (Lines A22 plus A23)	\$ 844.20	\$ 1,688.40	\$ 2,532.60	\$ 3,376.80	\$ 4,221.00
25	4 CY Bin	1 x/week	2 x/week	3 x/week	4 x/week	5 x/week
26	Disposal Charge Per Ton - Mixed Materials	\$ 50.00	\$ 50.00	\$ 50.00	\$ 50.00	\$ 50.00
27	Monthly Unit Generation Factor (Tons per Month)	1.245	2.490	3.735	4.980	6.225
28	Disposal Element (line A26 times Line A27)	\$ 62.25	\$ 124.50	\$ 186.75	\$ 249.00	\$ 311.25
29	Collection Element	\$1,063.35	\$ 2,126.70	\$ 3,190.05	\$ 4,253.40	\$ 5,316.75
30	Total Monthly Unit Collection Service Rate (Lines A28 plus A29)	\$ 1,125.60	\$ 2,251.20	\$ 3,376.80	\$ 4,502.40	\$ 5,628.00
31	6 CY Bin	1 x/week	2 x/week	3 x/week	4 x/week	5 x/week
32	Disposal Charge Per Ton - Mixed Materials	\$ 50.00	\$ 50.00	\$ 50.00	\$ 50.00	\$ 50.00
33	Monthly Unit Generation Factor (Tons per Month)	1.867	3.734	5.601	7.468	9.335
34	Disposal Element (line A32 times Line A33)	\$ 93.35	\$ 186.70	\$ 280.05	\$ 373.40	\$ 466.75
35	Collection Element	\$1,595.05	\$ 3,190.10	\$ 4,785.15	\$ 6,380.20	\$ 7,975.25
36	Total Monthly Unit Collection Service Rate (Lines A34 plus A35)	\$ 1,688.40	\$ 3,376.80	\$ 5,065.20	\$ 6,753.60	\$ 8,442.00
37	7 CY Bin	1 x/week	2 x/week	3 x/week	4 x/week	5 x/week
38	Disposal Charge Per Ton - Mixed Materials	\$ 50.00	\$ 50.00	\$ 50.00	\$ 50.00	\$ 50.00
39	Monthly Unit Generation Factor (Tons per Month)	2.178	4.356	6.534	8.712	10.890
40	Disposal Element (line A38 times Line A39)	\$ 108.90	\$ 217.80	\$ 326.70	\$ 435.60	\$ 544.50
41	Collection Element	\$1,860.91	\$ 3,721.82	\$ 5,582.73	\$ 7,443.64	\$ 9,304.55
42	Total Monthly Unit Collection Service Rate (Lines A40 plus A41)	\$ 1,969.81	\$ 3,939.62	\$ 5,909.43	\$ 7,879.24	\$ 9,849.05

MM&O Collection Form 2C (Default)						
MAXIMUM MONTHLY COLLECTION SERVICE RATES						
Recology Hay Road Landfill						
City of Oakland, CA						
MFD Bin Collection						
B MFD Roll-off Box Collection Service*		Total Pull Rate				
The following rates are pull only and include UNLIMITED subscription to Organic Materials Collection						
1	Mixed Material Roll-Off Box Sizes (cubic yards)	6 CY	10 CY	20 CY	30 CY	40 CY
2	Roll-Off Box Pull Rate	\$761.79	\$822.73	\$888.55	\$1,199.55	\$1,499.43
3	Compactor Pull Rate (Customer owned Compactor)	\$1,288.32	\$1,344.34	\$1,456.36	\$2,016.60	\$2,576.74
4	Compactor Pull Rate (Contractor owned Compactor)	\$1,288.32	\$1,344.34	\$1,456.36	\$2,016.60	\$2,576.74
C Push Rates		0-25 ft	26-50 ft	51-75 ft	76-100 ft	100+ ft
	Push Rate	\$ 180.00	\$ 365.00	\$ 550.00	\$ 730.00	\$ 915.00
D Bin Cleaning		1-4 CY Bin	5+ CY Bin			
	Cleaning Rate	\$ 100.00	\$ 125.00			
E Additional Services		Rates				
1	Additional Cart Exchange	\$ 75.00	each additional cart/occurrence			
2	Additional Cart Replacement	\$ 125.00	each additional cart/occurrence			
3	Additional Bin Exchange	\$ 50.00	each additional bin/occurrence			
4	Additional Bin Replacement	\$ 100.00	each additional bin/occurrence			
5	Bulky Goods Overage Rate	\$ 50.00	each overage/cubic yard			
6	Pay-As-You-Go Pick Up	\$ 100.00	each appointment			
7	Extra Service Tag (32 gallon)	\$ 11.25	each tag/occurrence			
8	Mixed Materials Overage Rate	\$ 1.39	each overage/gallon			
9	Mixed Materials Overage Rate	\$ 127.50	each overage/cubic yard			
10	Organic Materials Overage Rate	\$ 1.39	each overage/gallon			
11	Organic Materials Overage Rate	\$ 127.50	each overage/cubic yard			
12	Sharps Collection (At City Option)	\$ 1.33	Rate per month per customer			
13	On-call HHW Subscription (Default)	\$ 195.00	each occurrence			
14	On-call HHW Collection (At City Option-included in customer rate)					
	- Percentage Change to Collection Element	5.00%	per Dwelling Unit/month			

MFD invoices shall be delinquent when they are unpaid on the last day of the monthly billing cycle. CONTRACTOR may charge a delinquent Customer a late fee which is the greater of \$5.00 or 1.5% per month (not compounded.)

* Note: All compacted and non-compacted pull rates consist of Collection rates and franchise fees only. Disposal will be based on actual disposal costs. The total customer rate will be the pull rate and disposal.

MM&O Collection Form 2D (Option 1) MAXIMUM MONTHLY COLLECTION SERVICE RATES Recology Hay Road Landfill City of Oakland, CA MFD Cart Collection						
The following rates DO NOT include subscription to Organic Materials Collection						
A MFD Cart Collection Service						
		Total Monthly Rate				
1	20 Gallon Cart	1 x/week	2 x/week	3 x/week	4 x/week	5 x/week
2	Disposal Charge Per Ton - Mixed Materials	\$ 50.00	\$ 50.00	\$ 50.00	\$ 50.00	\$ 50.00
3	Monthly Unit Generation Factor (Tons per Month)	0.031	0.062	0.093	0.124	0.155
4	Disposal Element (line A2 times Line A3)	\$ 1.55	\$ 3.10	\$ 4.65	\$ 6.20	\$ 7.75
5	Collection Element	\$24.39	\$ 48.78	\$ 73.17	\$ 97.56	\$ 121.95
6	Total Monthly Unit Collection Service Rate (Lines A4 plus A5)	\$ 25.94	\$ 51.88	\$ 77.82	\$ 103.76	\$ 129.70
7	32 Gallon Cart	1 x/week	2 x/week	3 x/week	4 x/week	5 x/week
8	Disposal Charge Per Ton - Mixed Materials	\$ 50.00	\$ 50.00	\$ 50.00	\$ 50.00	\$ 50.00
9	Monthly Unit Generation Factor (Tons per Month)	0.050	0.100	0.150	0.200	0.250
10	Disposal Element (line A8 times Line A9)	\$ 2.50	\$ 5.00	\$ 7.50	\$ 10.00	\$ 12.50
11	Collection Element	\$39.00	\$ 78.00	\$ 117.00	\$ 156.00	\$ 195.00
12	Total Monthly Unit Collection Service Rate (Lines A10 plus A11)	\$ 41.50	\$ 83.00	\$ 124.50	\$ 166.00	\$ 207.50
13	64 Gallon Cart	1 x/week	2 x/week	3 x/week	4 x/week	5 x/week
14	Disposal Charge Per Ton - Mixed Materials	\$ 50.00	\$ 50.00	\$ 50.00	\$ 50.00	\$ 50.00
15	Monthly Unit Generation Factor (Tons per Month)	0.100	0.200	0.300	0.400	0.500
16	Disposal Element (line A14 times Line A15)	\$ 5.00	\$ 10.00	\$ 15.00	\$ 20.00	\$ 25.00
17	Collection Element	\$77.98	\$ 155.96	\$ 233.94	\$ 311.92	\$ 389.90
18	Total Monthly Unit Collection Service Rate (Lines A16 plus A17)	\$ 82.98	\$ 165.96	\$ 248.94	\$ 331.92	\$ 414.90
19	96 Gallon Cart	1 x/week	2 x/week	3 x/week	4 x/week	5 x/week
20	Disposal Charge Per Ton - Mixed Materials	\$ 50.00	\$ 50.00	\$ 50.00	\$ 50.00	\$ 50.00
21	Monthly Unit Generation Factor (Tons per Month)	0.149	0.298	0.447	0.596	0.745
22	Disposal Element (line A20 times Line A21)	\$ 7.45	\$ 14.90	\$ 22.35	\$ 29.80	\$ 37.25
23	Collection Element	\$117.04	\$ 234.08	\$ 351.12	\$ 468.16	\$ 585.20
24	Total Monthly Unit Collection Service Rate (Lines A22 plus A23)	\$ 124.49	\$ 248.98	\$ 373.47	\$ 497.96	\$ 622.45
B MFD Collection Service - Backyard						
		Total Monthly Rates				
1	20 Gallon Cart	1 x/week	2 x/week	3 x/week	4 x/week	5 x/week
2	Additional Backyard Service Charge	26.04	52.08	78.12	104.16	130.20
3	Total MFD Collection Service - Backyard Rate (Lines A6 plus B2)	\$ 51.98	\$ 103.96	\$ 155.94	\$ 207.92	\$ 259.90
4	32 Gallon Cart	1 x/week	2 x/week	3 x/week	4 x/week	5 x/week
5	Additional Backyard Service Charge	26.04	52.08	78.12	104.16	130.20
6	Total MFD Collection Service - Backyard Rate (Lines A12 plus B5)	\$ 67.54	\$ 135.08	\$ 202.62	\$ 270.16	\$ 337.70
7	64 Gallon Cart	1 x/week	2 x/week	3 x/week	4 x/week	5 x/week
8	Additional Backyard Service Charge	26.04	52.08	78.12	104.16	130.20
9	Total MFD Collection Service - Backyard Rate (Lines A18 plus B8)	\$ 109.02	\$ 218.04	\$ 327.06	\$ 436.08	\$ 545.10
10	96 Gallon Cart	1 x/week	2 x/week	3 x/week	4 x/week	5 x/week
11	Additional Backyard Service Charge	26.04	52.08	78.12	104.16	130.20
12	Total MFD Collection Service - Backyard Rate (Lines A24 plus B11)	\$ 150.53	\$ 301.06	\$ 451.59	\$ 602.12	\$ 752.65

MM&O Collection Form 2D (Option 1)							
MAXIMUM MONTHLY COLLECTION SERVICE RATES							
Recology Hay Road Landfill							
City of Oakland, CA							
MFD Cart Collection							
C	Additional Curbside Mixed Materials Cart	Total Monthly Rates					
1	20 Gallon Cart	1 x/week	2 x/week	3 x/week	4 x/week	5 x/week	6 x/week
2	Additional Curbside Mixed Materials Cart (decrease to Line A6)	0.00	0.00	0.00	0.00	0.00	0.00
3	Total Monthly Additional Cart Rate (Lines A6 plus C2)	\$ 25.94	\$ 51.88	\$ 77.82	\$ 103.76	\$ 129.70	\$ 155.64
4	32 Gallon Cart	1 x/week	2 x/week	3 x/week	4 x/week	5 x/week	6 x/week
5	Additional Curbside Mixed Materials Cart (decrease to Line A12)	0.00	0.00	0.00	0.00	0.00	0.00
6	Total Monthly Additional Cart Rate (Lines A12 plus C5)	\$ 41.50	\$ 83.00	\$ 124.50	\$ 166.00	\$ 207.50	\$ 249.00
7	64 Gallon Cart	1 x/week	2 x/week	3 x/week	4 x/week	5 x/week	6 x/week
8	Additional Curbside Mixed Materials Cart (decrease to Line A18)	0.00	0.00	0.00	0.00	0.00	0.00
9	Total Monthly Additional Cart Rate (Lines A18 plus C8)	\$ 82.98	\$ 165.96	\$ 248.94	\$ 331.92	\$ 414.90	\$ 497.88
10	96 Gallon Cart	1 x/week	2 x/week	3 x/week	4 x/week	5 x/week	6 x/week
11	Additional Curbside Mixed Materials Cart (decrease to line A24)	0.00	0.00	0.00	0.00	0.00	0.00
12	Total Monthly Additional Cart Rate (Lines A24 plus C11)	\$ 124.49	\$ 248.98	\$ 373.47	\$ 497.96	\$ 622.45	\$ 746.94
D	Additional Backyard Mixed Materials Cart	Total Monthly Rates					
1	20 Gallon Cart	1 x/week	2 x/week	3 x/week	4 x/week	5 x/week	6 x/week
2	Additional Backyard Mixed Materials Cart (decrease to Line B3)	0.00	0.00	0.00	0.00	0.00	0.00
3	Total Monthly Additional Backyard Cart Rate (Lines B3 plus D2)	\$ 51.98	\$ 103.96	\$ 155.94	\$ 207.92	\$ 259.90	\$ 311.88
4	32 Gallon Cart	1 x/week	2 x/week	3 x/week	4 x/week	5 x/week	6 x/week
5	Additional Backyard Mixed Materials Cart (decrease to Line B6)	0.00	0.00	0.00	0.00	0.00	0.00
6	Total Monthly Additional Backyard Cart Rate (Lines B6 plus D5)	\$ 67.54	\$ 135.08	\$ 202.62	\$ 270.16	\$ 337.70	\$ 405.24
7	64 Gallon Cart	1 x/week	2 x/week	3 x/week	4 x/week	5 x/week	6 x/week
8	Additional Backyard Mixed Materials Cart (decrease to Line B9)	0.00	0.00	0.00	0.00	0.00	0.00
9	Total Monthly Additional Backyard Cart Rate (Lines B9 plus D8)	\$ 109.02	\$ 218.04	\$ 327.06	\$ 436.08	\$ 545.10	\$ 654.12
10	96 Gallon Cart	1 x/week	2 x/week	3 x/week	4 x/week	5 x/week	6 x/week
11	Additional Backyard Mixed Materials Cart (decrease to Line B12)	0.00	0.00	0.00	0.00	0.00	0.00
12	Total Monthly Additional Backyard Cart Rate (Lines B12 plus D11)	\$ 150.53	\$ 301.06	\$ 451.59	\$ 602.12	\$ 752.65	\$ 903.18
E	MFD Organic Materials Collection Subscription	Total Monthly Rate					
1	Organic Material Cart Sizes (gallons)	20	32	64	96		
2	1 collection / week	\$ 32.06	\$ 43.01	\$ 93.79	\$ 144.52		
3	Additional Cart / week	\$ 32.06	\$ 43.01	\$ 93.79	\$ 144.52		

MFD invoices shall be delinquent when they are unpaid on the last day of the monthly billing cycle. CONTRACTOR may charge a delinquent Customer a late fee which is the greater of \$5.00 or 1.5% per month (not compounded.)

MM&O Collection Form 2E (Option 1)							
MAXIMUM MONTHLY COLLECTION SERVICE RATES							
Recology Hay Road Landfill							
City of Oakland, CA							
MFD Bin Collection							
The following rates DO NOT include subscription to Organic Materials Collection							
A MFD Bin Collection Service		Total Pull Rate					
1	1 CY Bin	1 x/week	2 x/week	3 x/week	4 x/week	5 x/week	6 x/week
2	Disposal Charge Per Ton - Mixed Materials	\$ 50.00	\$ 50.00	\$ 50.00	\$ 50.00	\$ 50.00	\$ 50.00
3	Monthly Unit Generation Factor (Tons per Month)	0.311	0.622	0.933	1.244	1.555	1.866
4	Disposal Element (line A2 times Line A3)	\$ 15.55	\$ 31.10	\$ 46.65	\$ 62.20	\$ 77.75	\$ 93.30
5	Collection Element	\$243.81	\$ 487.62	\$ 731.43	\$ 975.24	\$ 1,219.05	\$ 1,462.86
6	Total Monthly Unit Collection Service Rate (Lines A4 plus A5)	\$ 259.36	\$ 518.72	\$ 778.08	\$ 1,037.44	\$ 1,296.80	\$ 1,556.16
7	1.5 CY Bin	1 x/week	2 x/week	3 x/week	4 x/week	5 x/week	6 x/week
8	Disposal Charge Per Ton - Mixed Materials	\$ 50.00	\$ 50.00	\$ 50.00	\$ 50.00	\$ 50.00	\$ 50.00
9	Monthly Unit Generation Factor (Tons per Month)	0.467	0.934	1.401	1.868	2.335	2.802
10	Disposal Element (line A8 times Line A9)	\$ 23.35	\$ 46.70	\$ 70.05	\$ 93.40	\$ 116.75	\$ 140.10
11	Collection Element	\$365.68	\$ 731.36	\$ 1,097.04	\$ 1,462.72	\$ 1,828.40	\$ 2,194.08
12	Total Monthly Unit Collection Service Rate (Lines A10 plus A11)	\$ 389.03	\$ 778.06	\$ 1,167.09	\$ 1,556.12	\$ 1,945.15	\$ 2,334.18
13	2 CY Bin	1 x/week	2 x/week	3 x/week	4 x/week	5 x/week	6 x/week
14	Disposal Charge Per Ton - Mixed Materials	\$ 50.00	\$ 50.00	\$ 50.00	\$ 50.00	\$ 50.00	\$ 50.00
15	Monthly Unit Generation Factor (Tons per Month)	0.622	1.244	1.866	2.488	3.110	3.732
16	Disposal Element (line A14 times Line A15)	\$ 31.10	\$ 62.20	\$ 93.30	\$ 124.40	\$ 155.50	\$ 186.60
17	Collection Element	\$ 487.61	\$ 975.22	\$ 1,462.83	\$ 1,950.44	\$ 2,438.05	\$ 2,925.66
18	Total Monthly Unit Collection Service Rate (Lines A16 plus A17)	\$ 518.71	\$ 1,037.42	\$ 1,556.13	\$ 2,074.84	\$ 2,593.55	\$ 3,112.26
19	3 CY Bin	1 x/week	2 x/week	3 x/week	4 x/week	5 x/week	6 x/week
20	Disposal Charge Per Ton - Mixed Materials	\$ 50.00	\$ 50.00	\$ 50.00	\$ 50.00	\$ 50.00	\$ 50.00
21	Monthly Unit Generation Factor (Tons per Month)	0.933	1.866	2.799	3.732	4.665	5.598
22	Disposal Element (line A20 times Line A21)	\$ 46.65	\$ 93.30	\$ 139.95	\$ 186.60	\$ 233.25	\$ 279.90
23	Collection Element	\$731.42	\$ 1,462.84	\$ 2,194.26	\$ 2,925.68	\$ 3,657.10	\$ 4,388.52
24	Total Monthly Unit Collection Service Rate (Lines A22 plus A23)	\$ 778.07	\$ 1,556.14	\$ 2,334.21	\$ 3,112.28	\$ 3,890.35	\$ 4,668.42
25	4 CY Bin	1 x/week	2 x/week	3 x/week	4 x/week	5 x/week	6 x/week
26	Disposal Charge Per Ton - Mixed Materials	\$ 50.00	\$ 50.00	\$ 50.00	\$ 50.00	\$ 50.00	\$ 50.00
27	Monthly Unit Generation Factor (Tons per Month)	1.245	2.490	3.735	4.980	6.225	7.470
28	Disposal Element (line A26 times Line A27)	\$ 62.25	\$ 124.50	\$ 186.75	\$ 249.00	\$ 311.25	\$ 373.50
29	Collection Element	\$975.17	\$ 1,950.34	\$ 2,925.51	\$ 3,900.68	\$ 4,875.85	\$ 5,851.02
30	Total Monthly Unit Collection Service Rate (Lines A28 plus A29)	\$ 1,037.42	\$ 2,074.84	\$ 3,112.26	\$ 4,149.68	\$ 5,187.10	\$ 6,224.52
31	6 CY Bin	1 x/week	2 x/week	3 x/week	4 x/week	5 x/week	6 x/week
32	Disposal Charge Per Ton - Mixed Materials	\$ 50.00	\$ 50.00	\$ 50.00	\$ 50.00	\$ 50.00	\$ 50.00
33	Monthly Unit Generation Factor (Tons per Month)	1.867	3.734	5.601	7.468	9.335	11.202
34	Disposal Element (line A32 times Line A33)	\$ 93.35	\$ 186.70	\$ 280.05	\$ 373.40	\$ 466.75	\$ 560.10
35	Collection Element	\$1,462.78	\$ 2,925.56	\$ 4,388.34	\$ 5,851.12	\$ 7,313.90	\$ 8,776.68
36	Total Monthly Unit Collection Service Rate (Lines A34 plus A35)	\$ 1,556.13	\$ 3,112.26	\$ 4,668.39	\$ 6,224.52	\$ 7,780.65	\$ 9,336.78
37	7 CY Bin	1 x/week	2 x/week	3 x/week	4 x/week	5 x/week	6 x/week
38	Disposal Charge Per Ton - Mixed Materials	\$ 50.00	\$ 50.00	\$ 50.00	\$ 50.00	\$ 50.00	\$ 50.00
39	Monthly Unit Generation Factor (Tons per Month)	2.178	4.356	6.534	8.712	10.890	13.068
40	Disposal Element (line A38 times Line A39)	\$ 108.90	\$ 217.80	\$ 326.70	\$ 435.60	\$ 544.50	\$ 653.40
41	Collection Element	\$1,706.59	\$ 3,413.18	\$ 5,119.77	\$ 6,826.36	\$ 8,532.95	\$ 10,239.54
42	Total Monthly Unit Collection Service Rate (Lines A40 plus A41)	\$ 1,815.49	\$ 3,630.98	\$ 5,446.47	\$ 7,261.96	\$ 9,077.45	\$ 10,892.94

MM&O Collection Form 2E (Option 1)								
MAXIMUM MONTHLY COLLECTION SERVICE RATES								
Recology Hay Road Landfill								
City of Oakland, CA								
MFD Bin Collection								
B MFD Roll-off Box Collection Service*		Total Pull Rate						
The following rates are pull only and DO NOT include subscription to Organic Materials Collection								
1	Mixed Material Roll-Off Box Sizes (cubic yards)	6 CY	10 CY	20 CY	30 CY	40 CY		
2	Roll-Off Box Pull Rate	\$761.79	\$822.73	\$888.55	\$1,199.55	\$1,499.43		
3	Compactor Pull Rate (Customer owned Compactor)	\$1,288.32	\$1,344.34	\$1,456.36	\$2,016.60	\$2,576.74		
4	Compactor Pull Rate (Contractor owned Compactor)	\$1,288.32	\$1,344.34	\$1,456.36	\$2,016.60	\$2,576.74		
C MFD Organic Materials Collection Subscription		Total Monthly Rate						
1	Organic Material Bin Sizes (gallons)	1 CY	1.5 CY	2 CY	3 CY	4 CY	6 CY	7 CY
2	1 collection / week	\$191.82	\$268.44	\$350.96	\$502.93	\$648.13	\$898.90	\$1,051.39
3	Additional Bin / week	\$191.82	\$268.44	\$350.96	\$502.93	\$648.13	\$898.90	\$1,051.39
C Push Rates		0-25 ft	26-50 ft	51-75 ft	76-100 ft	100+ ft		
	Push Rate	\$ 180.00	\$ 365.00	\$ 550.00	\$ 730.00	\$ 915.00		
D Bin Cleaning		1-4 CY Bin	5+ CY Bin					
	Cleaning Rate	\$ 100.00	\$ 125.00					
E Additional Services		Rates						
1	Additional Cart Exchange	\$ 75.00	each additional cart/occurrence					
2	Additional Cart Replacement	\$ 125.00	each additional cart/occurrence					
3	Additional Bin Exchange	\$ 50.00	each additional bin/occurrence					
4	Additional Bin Replacement	\$ 100.00	each additional bin/occurrence					
5	Bulky Goods Overage Rate	\$ 50.00	each overage/cubic yard					
6	Pay-As-You-Go Pick Up	\$ 450.00	each appointment					
7	Extra Service Tag (32 gallon)	\$ 11.25	each tag/occurrence					
8	Mixed Materials Overage Rate	\$ 1.39	each overage/gallon					
9	Mixed Materials Overage Rate	\$ 127.50	each overage/cubic yard					
10	Organic Materials Overage Rate	\$ 1.39	each overage/gallon					
11	Organic Materials Overage Rate	\$ 127.50	each overage/cubic yard					
12	Sharps Collection (At City Option)	\$ 1.33	Rate per month per customer					
13	On-call HHW Subscription (Default)	\$ 195.00	each occurrence					
14	On-call HHW Collection (At City Option-included in customer rate) - Percentage Change to Collection Element	5.45%	per Dwelling Unit/month					

MFD invoices shall be delinquent when they are unpaid on the last day of the monthly billing cycle. CONTRACTOR may charge a delinquent Customer a late fee which is the greater of \$5.00 or 1.5% per month (not compounded.)

* Note: All compacted and non-compacted pull rates consist of Collection rates and franchise fees only. Disposal will be based on actual disposal costs. The total customer rate will be the pull rate and disposal.

MM&O Collection Form 2F							
MAXIMUM MONTHLY COLLECTION SERVICE RATES							
Recology Hay Road Landfill							
City of Oakland, CA							
Commercial Cart Collection							
The following rates DO NOT include subscription to Organic Materials Collection							
A	Commercial Cart Collection Service	Total Monthly Rate					
1	20 Gallon Cart	1 x/week	2 x/week	3 x/week	4 x/week	5 x/week	6 x/week
2	Disposal Charge Per Ton - Mixed Materials	\$ 50.00	\$ 50.00	\$ 50.00	\$ 50.00	\$ 50.00	\$ 50.00
3	Monthly Unit Generation Factor (Tons per Month)	0.029	0.058	0.087	0.116	0.145	0.174
4	Disposal Element (line A2 times Line A3)	\$ 1.45	\$ 2.90	\$ 4.35	\$ 5.80	\$ 7.25	\$ 8.70
5	Collection Element	\$31.04	\$ 62.08	\$ 93.12	\$ 124.16	\$ 155.20	\$ 186.24
6	Total Monthly Unit Collection Service Rate (Lines A4 plus A5)	\$ 32.49	\$ 64.98	\$ 97.47	\$ 129.96	\$ 162.45	\$ 194.94
7	32 Gallon Cart	1 x/week	2 x/week	3 x/week	4 x/week	5 x/week	6 x/week
8	Disposal Charge Per Ton - Mixed Materials	\$ 50.00	\$ 50.00	\$ 50.00	\$ 50.00	\$ 50.00	\$ 50.00
9	Monthly Unit Generation Factor (Tons per Month)	0.047	0.094	0.141	0.188	0.235	0.282
10	Disposal Element (line A8 times Line A9)	\$ 2.35	\$ 4.70	\$ 7.05	\$ 9.40	\$ 11.75	\$ 14.10
11	Collection Element	\$41.24	\$ 82.48	\$ 123.72	\$ 164.96	\$ 206.20	\$ 247.44
12	Total Monthly Unit Collection Service Rate (Lines A10 plus A11)	\$ 43.59	\$ 87.18	\$ 130.77	\$ 174.36	\$ 217.95	\$ 261.54
13	64 Gallon Cart	1 x/week	2 x/week	3 x/week	4 x/week	5 x/week	6 x/week
14	Disposal Charge Per Ton - Mixed Materials	\$ 50.00	\$ 50.00	\$ 50.00	\$ 50.00	\$ 50.00	\$ 50.00
15	Monthly Unit Generation Factor (Tons per Month)	0.093	0.186	0.279	0.372	0.465	0.558
16	Disposal Element (line A14 times Line A15)	\$ 4.65	\$ 9.30	\$ 13.95	\$ 18.60	\$ 23.25	\$ 27.90
17	Collection Element	\$90.40	\$ 180.80	\$ 271.20	\$ 361.60	\$ 452.00	\$ 542.40
18	Total Monthly Unit Collection Service Rate (Lines A16 plus A17)	\$ 95.05	\$ 190.10	\$ 285.15	\$ 380.20	\$ 475.25	\$ 570.30
19	96 Gallon Cart	1 x/week	2 x/week	3 x/week	4 x/week	5 x/week	6 x/week
20	Disposal Charge Per Ton - Mixed Materials	\$ 50.00	\$ 50.00	\$ 50.00	\$ 50.00	\$ 50.00	\$ 50.00
21	Monthly Unit Generation Factor (Tons per Month)	0.140	0.280	0.420	0.560	0.700	0.840
22	Disposal Element (line A20 times Line A21)	\$ 7.00	\$ 14.00	\$ 21.00	\$ 28.00	\$ 35.00	\$ 42.00
23	Collection Element	\$139.45	\$ 278.90	\$ 418.35	\$ 557.80	\$ 697.25	\$ 836.70
24	Total Monthly Unit Collection Service Rate (Lines A22 plus A23)	\$ 146.45	\$ 292.90	\$ 439.35	\$ 585.80	\$ 732.25	\$ 878.70
B	Additional Mixed Materials Cart	Total Monthly Rates					
1	20 Gallon Cart	1 x/week	2 x/week	3 x/week	4 x/week	5 x/week	6 x/week
2	Additional Mixed Materials Cart (decrease to Line A6)	0.00	0.00	0.00	0.00	0.00	0.00
3	Total Monthly Additional Cart Rate (Lines A6 plus B2)	\$ 32.49	\$ 64.98	\$ 97.47	\$ 129.96	\$ 162.45	\$ 194.94
4	32 Gallon Cart	1 x/week	2 x/week	3 x/week	4 x/week	5 x/week	6 x/week
5	Additional Mixed Materials Cart (decrease to Line A12)	0.00	0.00	0.00	0.00	0.00	0.00
6	Total Monthly Additional Cart Rate (Lines A12 plus B5)	\$ 43.59	\$ 87.18	\$ 130.77	\$ 174.36	\$ 217.95	\$ 261.54
7	64 Gallon Cart	1 x/week	2 x/week	3 x/week	4 x/week	5 x/week	6 x/week
8	Additional Mixed Materials Cart (decrease to Line A18)	0.00	0.00	0.00	0.00	0.00	0.00
9	Total Monthly Additional Cart Rate (Lines A18 plus B8)	\$ 95.05	\$ 190.10	\$ 285.15	\$ 380.20	\$ 475.25	\$ 570.30
10	96 Gallon Cart	1 x/week	2 x/week	3 x/week	4 x/week	5 x/week	6 x/week
11	Additional Mixed Materials Cart (decrease to Line A24)	0.00	0.00	0.00	0.00	0.00	0.00
12	Total Monthly Additional Cart Rate (Lines A24 plus B11)	\$ 146.45	\$ 292.90	\$ 439.35	\$ 585.80	\$ 732.25	\$ 878.70

MM&O Collection Form 2F						
MAXIMUM MONTHLY COLLECTION SERVICE RATES						
Recology Hay Road Landfill						
City of Oakland, CA						
Commercial Cart Collection						
C	Commercial Organic Materials Collection	Total Monthly Subscription Rate				
1		1 x/week	2 x/week	3 x/week	4 x/week	5 x/week
2	20 Gallon Cart Organic Materials Rate	\$ 32.06	\$ 64.12	\$ 96.18	\$ 128.24	\$ 160.30
3	32 Gallon Cart Organic Materials Rate	\$ 43.01	\$ 86.02	\$ 129.03	\$ 172.04	\$ 215.05
4	64 Gallon Cart Organic Materials Rate	\$ 93.79	\$ 187.58	\$ 281.37	\$ 375.16	\$ 468.95
5	96 Gallon Cart Organic Materials Rate	\$ 144.52	\$ 289.04	\$ 433.56	\$ 578.08	\$ 722.60
D	Additional Organic Materials Cart	Total Monthly Rates				
1		1 x/week	2 x/week	3 x/week	4 x/week	5 x/week
2	Additional 20 Gallon Organic Materials Cart	\$ 32.06	\$ 64.12	\$ 96.18	\$ 128.24	\$ 160.30
3	Additional 32 Gallon Organic Materials Cart	\$ 43.01	\$ 86.02	\$ 129.03	\$ 172.04	\$ 215.05
4	Additional 64 Gallon Organic Materials Cart	\$ 93.79	\$ 187.58	\$ 281.37	\$ 375.16	\$ 468.95
5	Additional 96 Gallon Organic Materials Cart	\$ 144.52	\$ 289.04	\$ 433.56	\$ 578.08	\$ 722.60

Commercial invoices shall be delinquent when they are unpaid on the last day of the monthly billing cycle. CONTRACTOR may charge a delinquent Customer a late fee which is the greater of \$5.00 or 1.5% per month (not compounded.)

MM&O Collection Form 2G							
MAXIMUM MONTHLY COLLECTION SERVICE RATES							
Recology Hay Road Landfill							
City of Oakland, CA							
Commercial Bin Collection							
The following rates DO NOT include subscription to Organic Materials Collection							
A Commercial Bin Collection Service		Total Pull Rate					
1 1 CY Bin		1 x/week	2 x/week	3 x/week	4 x/week	5 x/week	6 x/week
2 Disposal Charge Per Ton - Mixed Materials		\$ 50.00	\$ 50.00	\$ 50.00	\$ 50.00	\$ 50.00	\$ 50.00
3 Monthly Unit Generation Factor (Tons per Month)		0.291	0.582	0.873	1.164	1.455	1.746
4 Disposal Element (line A2 times Line A3)		\$ 14.55	\$ 29.10	\$ 43.65	\$ 58.20	\$ 72.75	\$ 87.30
5 Collection Element		\$190.07	\$ 380.14	\$ 570.21	\$ 760.28	\$ 950.35	\$1,140.42
6 Total Monthly Unit Collection Service Rate (Lines A4 + A5)		\$ 204.62	\$ 409.24	\$ 613.86	\$ 818.48	\$ 1,023.10	\$ 1,227.72
7 1.5 CY Bin		1 x/week	2 x/week	3 x/week	4 x/week	5 x/week	6 x/week
8 Disposal Charge Per Ton - Mixed Materials		\$ 50.00	\$ 50.00	\$ 50.00	\$ 50.00	\$ 50.00	\$ 50.00
9 Monthly Unit Generation Factor (Tons per Month)		0.437	0.874	1.311	1.748	2.185	2.622
10 Disposal Element (line A8 times Line A9)		\$ 21.85	\$ 43.70	\$ 65.55	\$ 87.40	\$ 109.25	\$ 131.10
11 Collection Element		\$264.50	\$ 529.00	\$ 793.50	\$ 1,058.00	\$ 1,322.50	\$ 1,587.00
12 Total Monthly Unit Collection Service Rate (Lines A10 + A11)		\$ 286.35	\$ 572.70	\$ 859.05	\$ 1,145.40	\$ 1,431.75	\$ 1,718.10
13 2 CY Bin		1 x/week	2 x/week	3 x/week	4 x/week	5 x/week	6 x/week
14 Disposal Charge Per Ton - Mixed Materials		\$ 50.00	\$ 50.00	\$ 50.00	\$ 50.00	\$ 50.00	\$ 50.00
15 Monthly Unit Generation Factor (Tons per Month)		0.582	1.164	1.746	2.328	2.910	3.492
16 Disposal Element (line A14 times Line A15)		\$ 29.10	\$ 58.20	\$ 87.30	\$ 116.40	\$ 145.50	\$ 174.60
17 Collection Element		\$345.27	\$ 690.54	\$ 1,035.81	\$ 1,381.08	\$ 1,726.35	\$ 2,071.62
18 Total Monthly Unit Collection Service Rate (Lines A16 + A17)		\$ 374.37	\$ 748.74	\$ 1,123.11	\$ 1,497.48	\$ 1,871.85	\$ 2,246.22
19 3 CY Bin		1 x/week	2 x/week	3 x/week	4 x/week	5 x/week	6 x/week
20 Disposal Charge Per Ton - Mixed Materials		\$ 50.00	\$ 50.00	\$ 50.00	\$ 50.00	\$ 50.00	\$ 50.00
21 Monthly Unit Generation Factor (Tons per Month)		0.873	1.746	2.619	3.492	4.365	5.238
22 Disposal Element (line A20 times Line A21)		\$ 43.65	\$ 87.30	\$ 130.95	\$ 174.60	\$ 218.25	\$ 261.90
23 Collection Element		\$492.83	\$ 985.66	\$ 1,478.49	\$ 1,971.32	\$ 2,464.15	\$ 2,956.98
24 Total Monthly Unit Collection Service Rate (Lines A22 + A23)		\$ 536.48	\$ 1,072.96	\$ 1,609.44	\$ 2,145.92	\$ 2,682.40	\$ 3,218.88
25 4 CY Bin		1 x/week	2 x/week	3 x/week	4 x/week	5 x/week	6 x/week
26 Disposal Charge Per Ton - Mixed Materials		\$ 50.00	\$ 50.00	\$ 50.00	\$ 50.00	\$ 50.00	\$ 50.00
27 Monthly Unit Generation Factor (Tons per Month)		1.164	2.328	3.492	4.656	5.820	6.984
28 Disposal Element (line A26 times Line A27)		\$ 58.20	\$ 116.40	\$ 174.60	\$ 232.80	\$ 291.00	\$ 349.20
29 Collection Element		\$633.17	\$ 1,266.34	\$ 1,899.51	\$ 2,532.68	\$ 3,165.85	\$ 3,799.02
30 Total Monthly Unit Collection Service Rate (Lines A26 + A29)		\$ 691.37	\$ 1,382.74	\$ 2,074.11	\$ 2,765.48	\$ 3,456.85	\$ 4,148.22
31 6 CY Bin		1 x/week	2 x/week	3 x/week	4 x/week	5 x/week	6 x/week
32 Disposal Charge Per Ton - Mixed Materials		\$ 50.00	\$ 50.00	\$ 50.00	\$ 50.00	\$ 50.00	\$ 50.00
33 Monthly Unit Generation Factor (Tons per Month)		1.746	3.492	5.238	6.984	8.730	10.476
34 Disposal Element (line A32 times Line A33)		\$ 87.30	\$ 174.60	\$ 261.90	\$ 349.20	\$ 436.50	\$ 523.80
35 Collection Element		\$871.57	\$ 1,743.14	\$ 2,614.71	\$ 3,486.28	\$ 4,357.85	\$ 5,229.42
36 Total Monthly Unit Collection Service Rate (Lines A34 + A35)		\$ 958.87	\$ 1,917.74	\$ 2,876.61	\$ 3,835.48	\$ 4,794.35	\$ 5,753.22
37 7 CY Bin		1 x/week	2 x/week	3 x/week	4 x/week	5 x/week	6 x/week
38 Disposal Charge Per Ton - Mixed Materials		\$ 50.00	\$ 50.00	\$ 50.00	\$ 50.00	\$ 50.00	\$ 50.00
39 Monthly Unit Generation Factor (Tons per Month)		2.037	4.074	6.111	8.148	10.185	12.222
40 Disposal Element (line A38 times Line A39)		\$ 101.85	\$ 203.70	\$ 305.55	\$ 407.40	\$ 509.25	\$ 611.10
41 Collection Element		\$1,019.68	\$ 2,039.36	\$ 3,059.04	\$ 4,078.72	\$ 5,098.40	\$ 6,118.08
42 Total Monthly Unit Collection Service Rate (Lines A40 + A41)		\$ 1,121.53	\$ 2,243.06	\$ 3,364.59	\$ 4,486.12	\$ 5,607.65	\$ 6,729.18

MM&O Collection Form 2G MAXIMUM MONTHLY COLLECTION SERVICE RATES Recology Hay Road Landfill City of Oakland, CA Commercial Bin Collection								
B Commercial Roll-off Box Collection Service*				Total Pull Rate				Per CY (For Other Sizes)
The following rates are pull only and DO NOT include subscription to Organic Materials Collection								
1	Mixed Material Roll-Off Box Sizes (cubic yards)	6 CY	10 CY	20 CY	30 CY	40 CY		
2	Roll-Off Box Pull Rate	\$761.79	\$822.73	\$888.55	\$1,199.55	\$1,499.43	\$ 44.43	
3	Compactor Pull Rate (Customer owned Compactor)	\$1,288.32	\$1,344.34	\$1,456.36	\$2,016.60	\$2,576.74	\$ 72.82	
4	Compactor Pull Rate (Contractor owned Compactor)	\$1,288.32	\$1,344.34	\$1,456.36	\$2,016.60	\$2,576.74	\$ 72.82	
C Commercial Organic Materials Collection Subscription				Total Monthly Rate				
1	1 CY Bin	1 x/week	2 x/week	3 x/week	4 x/week	5 x/week	6 x/week	
2	Total 1 CY Organic Materials Collection Service Rate	\$191.82	\$ 383.64	\$ 575.46	\$ 767.28	\$ 959.10	\$1,150.92	
3	Total 1.5 CY Organic Materials Collection Service Rate	\$268.44	\$ 536.88	\$ 805.32	\$1,073.76	\$1,342.20	\$1,610.64	
4	Total 2 CY Organic Materials Collection Service Rate	\$350.96	\$ 701.92	\$1,052.88	\$1,403.84	\$1,754.80	\$2,105.76	
5	Total 3 CY Organic Materials Collection Service Rate	\$502.93	\$1,005.86	\$1,508.79	\$2,011.72	\$2,514.65	\$3,017.58	
6	Total 4 CY Organic Materials Collection Service Rate	\$648.13	\$1,296.26	\$1,944.39	\$2,592.52	\$3,240.65	\$3,888.78	
7	Total 6 CY Organic Materials Collection Service Rate	\$898.90	\$1,797.80	\$2,696.70	\$3,595.60	\$4,494.50	\$5,393.40	
8	Total 7 CY Organic Materials Collection Service Rate	\$1,051.39	\$2,102.78	\$3,154.17	\$4,205.56	\$5,256.95	\$6,308.34	
C Push Rates		0-25 ft	26-50 ft	51-75 ft	76-100 ft	100+ ft		
	Push Rate	\$ 180.00	\$ 365.00	\$ 550.00	\$ 730.00	\$ 915.00		
D Bin Cleaning		1-4 CY Bin	5+ CY Bin					
	Cleaning Rate	\$ 100.00	\$ 125.00					
E Additional Services		Rates						
1	Additional Cart Exchange	\$ 75.00	each additional cart/occurrence					
2	Additional Cart Replacement	\$ 125.00	each additional cart/occurrence					
3	Additional Bin Exchange	\$ 50.00	each additional bin/occurrence					
4	Additional Bin Replacement	\$ 100.00	each additional bin/occurrence					
5	Pay-As-You-Go Pick Up	\$ 450.00	each appointment					
6	Extra Service Tag (32 gallon)	\$ 11.25	each tag/occurrence					
7	Mixed Materials Overage Rate	\$ 1.39	each overage/gallon					
8	Mixed Materials Overage Rate	\$ 127.50	each overage/cubic yard					
9	Organic Materials Overage Rate	\$ 1.39	each overage/gallon					
10	Organic Materials Overage Rate	\$ 127.50	each overage/cubic yard					

Commercial invoices shall be delinquent when they are unpaid on the last day of the monthly billing cycle. CONTRACTOR may charge a delinquent Customer a late fee which is the greater of \$5.00 or 1.5% per month (not compounded.)

* Note: All compacted and non-compacted pull rates consist of Collection rates and franchise fees only. Disposal will be based on actual disposal costs. The total customer rate will be the pull rate and disposal.

MM&O Collection Form 2H MAXIMUM MONTHLY COLLECTION SERVICE RATES City of Oakland, CA Non-Exclusive Commercial Recyclable Materials Collection							
A Commercial Recyclable Materials - Cart		Total Monthly Rate					
1 Recyclable Materials Cart Sizes (gallons)	20	32	64	96			
2 1 collection / week	\$ 30.46	\$ 40.86	\$ 89.10	\$ 137.29			
3 2 collections / week	\$ 60.91	\$ 81.72	\$ 178.20	\$ 176.62			
4 3 collections / week	\$ 91.37	\$ 122.58	\$ 267.30	\$ 264.93			
5 4 collections / week	\$ 121.83	\$ 163.44	\$ 356.40	\$ 353.24			
6 5 collections / week	\$ 152.29	\$ 204.30	\$ 445.50	\$ 441.55			
B Commercial Recyclable Materials - Bin		Total Monthly Rate					
1 Recyclable Materials Bin Sizes (Cubic Yard)	1	1.5	2	3	4	6	7
2 1 collection / week	\$ 151.44	\$ 211.93	\$ 277.07	\$ 333.52	\$ 429.81	\$ 596.11	\$ 697.24
3 2 collections / week	\$ 302.88	\$ 423.86	\$ 554.14	\$ 667.04	\$ 859.62	\$ 1,192.22	\$ 1,394.48
4 3 collections / week	\$ 454.32	\$ 635.79	\$ 831.21	\$ 1,000.56	\$ 1,289.43	\$ 1,788.33	\$ 2,091.72
5 4 collections / week	\$ 605.76	\$ 847.72	\$ 1,108.28	\$ 1,334.08	\$ 1,719.24	\$ 2,384.44	\$ 2,788.96
6 5 collections / week	\$ 757.20	\$ 1,059.65	\$ 1,385.35	\$ 1,667.60	\$ 2,149.05	\$ 2,980.55	\$ 3,486.20
C Commercial Recyclable Materials - Roll-off Box Collection Service		Total Pull Rate					Per CY (For Other Sizes)
1 Recyclable Materials Roll-Off Box Sizes (cubic yards)	6 CY	10 CY	20 CY	30 CY	40 CY		
2 Roll-Off Box Pull Rate	\$761.79	\$ 822.73	\$ 888.55	\$ 1,199.55	\$ 1,499.43		
3 Compactor Pull Rate (Customer owned Compactor)	\$ 1,288.32	\$ 1,344.34	\$ 1,456.36	\$ 2,016.60	\$ 2,576.74		
4 Compactor Pull Rate (Contractor owned Compactor)	\$ 1,288.32	\$ 1,344.34	\$ 1,456.36	\$ 2,016.60	\$ 2,576.74		
D Push Rates		0-25 ft	26-50 ft	51-75 ft	76-100 ft	100+ ft	
1 Push Rate	\$ 180.00	\$ 365.00	\$ 550.00	\$ 730.00	\$ 915.00		
E Bin Cleaning		1-4 CY Bin	5+ CY Bin				
1 Cleaning Rate	\$ 100.00	\$ 125.00					
F Additional Services		Rates					
1 Key Service	\$ 50.00	each month/customer					
2 Difficult to Service Rate	\$ 100.00	each month/customer					

Commercial invoices shall be delinquent when the invoice is not paid by the due date.

Commercial invoices shall be delinquent when they are unpaid on the last day of the monthly billing cycle. CONTRACTOR may charge a delinquent Customer a late fee which is the greater of \$5.00 or 1.5% per month (not compounded.)

MM&O Collection Form 2I MAXIMUM TEMPORARY ROLL-OFF BOX COLLECTION SERVICE RATES City of Oakland, CA Temporary Roll-Off Box Collection							
A	Temporary Roll-off Box Collection Service	Total Pull Rate					Per CY (For Other Sizes)
1	Recyclable Materials Roll-Off Box Sizes (cubic yards)	6 CY	10 CY	20 CY	30 CY	40 CY	
2	Roll-Off Box Pull Rate	\$761.79	\$ 822.73	\$ 888.55	\$ 1,199.55	\$ 1,499.43	\$ 39.98
3	Compactor Pull Rate (Customer owned Compactor)	\$1,288.32	\$ 1,344.34	\$ 1,456.36	\$ 2,016.60	\$ 2,576.74	\$ 67.22
4	Compactor Pull Rate (Contractor owned Compactor)	\$1,288.32	\$ 1,344.34	\$ 1,456.36	\$ 2,016.60	\$ 2,576.74	\$ 67.22

Temporary Roll-off Box Collection Service invoices shall be delinquent when they are unpaid on the last day of the monthly billing cycle. CONTRACTOR may charge a delinquent Customer a late fee which is the greater of \$5.00 or 1.5% per month (not compounded.)
 * Note: All pull rates consist of Collection rates and franchise fees only. Disposal will be based on actual disposal costs. The total customer rate will be the pull rate and disposal.

MM&O Collection Form 2I-A MAXIMUM SPECIAL EVENT COLLECTION SERVICE RATES City of Oakland, CA Temporary Collection							
A	Temporary Special Event Collection Service	Cart Collection Rate		Roll-off Box Collection Rate			
1	Collection Container Sizes	64 gallon	96 gallon	6 CY	10 CY	20 CY	30 CY
2	Recyclable Materials	\$ 46.99	\$ 49.99	\$761.79	\$ 822.73	\$ 888.55	\$ 1,199.55
3	Mixed Materials	\$ 54.99	\$ 57.99	\$761.79	\$ 822.73	\$ 888.55	\$ 1,199.55
4	Organic Materials	\$ 54.99	\$ 57.99	\$761.79	\$ 822.73	\$ 888.55	\$ 1,199.55

MM&O Collection Form 2J MAXIMUM EMERGENCY COLLECTION SERVICE RATES City of Oakland, CA Emergency Service Rates			
A Emergency Service Rates - Employees			
	Labor Position	Hourly Rate	
1	Collection / Transfer Driver	\$ 130.00	
2	Equipment loader / operator	\$ 120.00	
3	Spotter	\$ 120.00	
4	Mechanic	\$ 130.00	
5	Sorter	\$ 55.00	
6	Dispatcher	\$ 90.00	
7	Manager	\$ 150.00	
8	Route Manager	\$ 125.00	
9	Supervisor	\$ 110.00	
10	Admin Support	\$ 90.00	
B Emergency Service Rates - Equipment			
	Equipment Type	Make & Model	Hourly Rate
1	Transfer Truck - Diesel	Freightliner / Western Trailer	\$ 100.00
2	Transfer Truck - CNG	Freightliner / Western Trailer	\$ 75.00
3	Front End Loader	Wittke, McNeilus	\$ 75.00
4	Rear End Loader	Wittke, McNeilus	\$ 75.00
5	Roll Off Truck	Wittke, McNeilus	\$ 55.00
6	Flat Bed Truck	Wittke, McNeilus	\$ 45.00
7	Loader L180	CAT	\$ 160.00
8	Dozer D8T	Volvo	\$ 145.00
9	Excavator	CAT	\$ 100.00
10	Pick Up	Ford/Chevrolet	\$ 40.00

MM&O Collection Form 2K City of Oakland, CA Multiple Service Discount Agreement Year 1	
Proposers proposing to offer MM&O Collection Services and Disposal Services shall complete line 1 of MM&O Collection Form 2K to indicate the discount, if any, that will be applied to all proposed rates proposed on MM&O Collection Forms 2A through 2J* in the event both services are awarded to the proposer.	
1 Discount to all proposed rates on MM&O Collection Forms 2A through 2J*	4.10%
Proposers proposing to offer MM&O Collection Services and RR Collection Services shall complete line 2 of MM&O Collection Form 2K to indicate the discount, if any, that will be applied to all proposed rates proposed on MM&O Collection Forms 2A through 2J* in the event both services are awarded to the proposer.	
2 Discount to all proposed rates on MM&O Collection Forms 2A through 2J*	4.10%
Proposers proposing to offer MM&O Collection Services, RR Collection Services and Disposal Services shall complete line 1, 2, and 3 of MM&O Collection Form 2K to indicate the discount, if any, that will be applied to all proposed rates proposed on MM&O Collection Forms 2A through 2J* in the event multiple services are awarded to the proposer.	
3 Discount to all proposed rates on MM&O Collection Forms 2A through 2J* **	5.85%

* Note to proposers: Award of multiple services will not reduce the total franchise fees due to the City.

** Note to proposers proposing on all three services: In the event all three services are awarded the discount on line 3 will apply, in the event a combination of 2 services are awarded, the discount on line 1 or 2 as appropriate will apply.

MM&O Collection Form 2 A

MAXIMUM MONTHLY COLLECTION SERVICE RATES

KELLER CANYON LANDFILL

MM&O Collection Form 2A MAXIMUM MONTHLY COLLECTION SERVICE RATES Keller Canyon Landfill City of Oakland, CA SFD Cart Collection				
A SFD Collection Service		Rates		
1 Mixed Material Cart Sizes (gallons)	20	32	64	96
2 Disposal Charge Per Ton - Mixed Materials	\$50	\$50	\$50	\$50
3 Monthly Unit Generation Factor (Tons per Month)	0.034	0.054	0.108	0.162
4 Disposal Element (Line A2 times Line A3)	\$ 1.70	\$ 2.70	\$ 5.40	\$ 8.10
5 Collection Element	\$31.38	\$41.39	\$80.13	\$116.95
6 Total Monthly Unit SFD Collection Service Rate (Lines A4 plus A5)	\$ 33.08	\$ 44.09	\$ 85.53	\$ 125.05
B SFD Collection Service - Backyard		Rates		
1 Mixed Material Cart Sizes (gallons)	20	32	64	96
2 Additional Backyard Service Charge	25.61	25.61	25.61	25.61
3 Total Monthly Unit SFD Collection Service - Backyard Rate (Lines A6 plus B2)	\$ 58.69	\$ 69.70	\$ 111.14	\$ 150.66
C Additional Curbside Mixed Materials Cart		Rates		
1 Mixed Material Cart Sizes (gallons)	20	32	64	96
2 Additional Curbside Mixed Materials Cart (decrease to Line A6)	0.00	0.00	0.00	0.00
3 Total Monthly Additional Curbside Cart Rate (Lines A6 plus C2)	\$ 33.08	\$ 44.09	\$ 85.53	\$ 125.05
D Additional Backyard Mixed Materials Cart		Rates		
1 Mixed Material Cart Sizes (gallons)	20	32	64	96
2 Additional Backyard Mixed Materials Cart (decrease to Line B3)	0.00	0.00	0.00	0.00
3 Total Monthly Additional Backyard Cart Rate (Lines B3 plus D2)	\$ 58.69	\$ 69.70	\$ 111.14	\$ 150.66
E Additional Services		Rates		
1 Additional Cart Exchange	\$ 75.00	each additional cart/occurrence		
2 Additional Cart Replacement	\$ 125.00	each additional cart/occurrence		
3 Bulky Goods Overage Rate	\$ 50.00	each overage/cubic yard		
4 Pay-As-You-Go Pick Up	\$ 100.00	each appointment		
5 Extra Service Tag (32 gallon)	\$ 11.25	each tag/occurrence		
6 Mixed Materials Overage Rate	\$ 1.39	each overage/gallon		
7 Mixed Materials Overage Rate	\$ 127.50	each overage/cubic yard		
8 Sharps Collection (At City Option)	\$ 1.33	Rate per month per customer		
9 On-call HHW Subscription (Default)	\$ 195.00	each occurrence		
10 On-call HHW Collection (At City Option-included in customer rate) - Percentage Change to Collection Element	4.24%	per Dwelling Unit/month		

SFD invoices shall be delinquent when they are unpaid on the last day of the first month of the bi-monthly billing cycle.
CONTRACTOR may charge a delinquent Customer a late fee which is the greater of \$5.00 or 1.5% per month (not compounded.)

MM&O Collection Form 2B (Default) MAXIMUM MONTHLY COLLECTION SERVICE RATES Keller Canyon Landfill City of Oakland, CA MFD Cart Collection							
The following rates include 1 time per week unlimited subscription to Organic Materials Collection							
A MFD Cart Collection Service		Total Monthly Rate					
		1 x/week	2 x/week	3 x/week	4 x/week	5 x/week	6 x/week
1	20 Gallon Cart						
2	Disposal Charge Per Ton - Mixed Materials	\$ 50.00	\$ 50.00	\$ 50.00	\$ 50.00	\$ 50.00	\$ 50.00
3	Monthly Unit Generation Factor (Tons per Month)	0.031	0.062	0.093	0.124	0.155	0.186
4	Disposal Element (line A2 times Line A3)	\$ 1.55	\$ 3.10	\$ 4.65	\$ 6.20	\$ 7.75	\$ 9.30
5	Collection Element	\$26.16	\$ 52.32	\$ 78.48	\$ 104.64	\$ 130.80	\$ 156.96
6	Total Monthly Unit Collection Service Rate (Lines A4 plus A5)	\$ 27.71	\$ 55.42	\$ 83.13	\$ 110.84	\$ 138.55	\$ 166.26
7	32 Gallon Cart						
8	Disposal Charge Per Ton - Mixed Materials	\$ 50.00	\$ 50.00	\$ 50.00	\$ 50.00	\$ 50.00	\$ 50.00
9	Monthly Unit Generation Factor (Tons per Month)	0.050	0.100	0.150	0.200	0.250	0.300
10	Disposal Element (line A8 times Line A9)	\$ 2.50	\$ 5.00	\$ 7.50	\$ 10.00	\$ 12.50	\$ 15.00
11	Collection Element	\$41.84	\$ 83.68	\$ 125.52	\$ 167.36	\$ 209.20	\$ 251.04
12	Total Monthly Unit Collection Service Rate (Lines A10 plus A11)	\$ 44.34	\$ 88.68	\$ 133.02	\$ 177.36	\$ 221.70	\$ 266.04
13	64 Gallon Cart						
14	Disposal Charge Per Ton - Mixed Materials	\$ 50.00	\$ 50.00	\$ 50.00	\$ 50.00	\$ 50.00	\$ 50.00
15	Monthly Unit Generation Factor (Tons per Month)	0.100	0.200	0.300	0.400	0.500	0.600
16	Disposal Element (line A14 times Line A15)	\$ 5.00	\$ 10.00	\$ 15.00	\$ 20.00	\$ 25.00	\$ 30.00
17	Collection Element	\$83.67	\$ 167.34	\$ 251.01	\$ 334.68	\$ 418.35	\$ 502.02
18	Total Monthly Unit Collection Service Rate (Lines A16 plus A17)	\$ 88.67	\$ 177.34	\$ 266.01	\$ 354.68	\$ 443.35	\$ 532.02
19	96 Gallon Cart						
20	Disposal Charge Per Ton - Mixed Materials	\$ 50.00	\$ 50.00	\$ 50.00	\$ 50.00	\$ 50.00	\$ 50.00
21	Monthly Unit Generation Factor (Tons per Month)	0.149	0.298	0.447	0.596	0.745	0.894
22	Disposal Element (line A20 times Line A21)	\$ 7.45	\$ 14.90	\$ 22.35	\$ 29.80	\$ 37.25	\$ 44.70
23	Collection Element	\$125.57	\$ 251.14	\$ 376.71	\$ 502.28	\$ 627.85	\$ 753.42
24	Total Monthly Unit Collection Service Rate (Lines A22 plus A23)	\$ 133.02	\$ 266.04	\$ 399.06	\$ 532.08	\$ 665.10	\$ 798.12
B MFD Collection Service - Backyard		Total Monthly Rates					
		1 x/week	2 x/week	3 x/week	4 x/week	5 x/week	6 x/week
1	20 Gallon Cart						
2	Additional Backyard Service Charge	25.61	51.22	76.83	102.44	128.05	153.66
3	Total MFD Collection Service - Backyard Rate (Lines A6 plus B2)	\$ 53.32	\$ 106.64	\$ 159.96	\$ 213.28	\$ 266.60	\$ 319.92
4	32 Gallon Cart						
5	Additional Backyard Service Charge	25.61	51.22	76.83	102.44	128.05	153.66
6	Total MFD Collection Service - Backyard Rate (Lines A12 plus B5)	\$ 69.95	\$ 139.90	\$ 209.85	\$ 279.80	\$ 349.75	\$ 419.70
7	64 Gallon Cart						
8	Additional Backyard Service Charge	25.61	51.22	76.83	102.44	128.05	153.66
9	Total MFD Collection Service - Backyard Rate (Lines A18 plus B8)	\$ 114.28	\$ 228.56	\$ 342.84	\$ 457.12	\$ 571.40	\$ 685.68
10	96 Gallon Cart						
11	Additional Backyard Service Charge	25.61	51.22	76.83	102.44	128.05	153.66
12	Total MFD Collection Service - Backyard Rate (Lines A24 plus B11)	\$ 158.63	\$ 317.26	\$ 475.89	\$ 634.52	\$ 793.15	\$ 951.78

MM&O Collection Form 2B (Default)							
MAXIMUM MONTHLY COLLECTION SERVICE RATES							
Keller Canyon Landfill							
City of Oakland, CA							
MFD Cart Collection							
C	Additional Curbside Mixed Materials Cart	Total Monthly Rates					
1	20 Gallon Cart	1 x/week	2 x/week	3 x/week	4 x/week	5 x/week	6 x/week
2	Additional Curbside Mixed Materials Cart (decrease to Line A6)	0.00	0.00	0.00	0.00	0.00	0.00
3	Total Monthly Additional Cart Rate (Lines A6 plus C2)	\$ 27.71	\$ 55.42	\$ 83.13	\$ 110.84	\$ 138.55	\$ 166.26
4	32 Gallon Cart	1 x/week	2 x/week	3 x/week	4 x/week	5 x/week	6 x/week
5	Additional Curbside Mixed Materials Cart (decrease to Line A12)	0.00	0.00	0.00	0.00	0.00	0.00
6	Total Monthly Additional Cart Rate (Lines A12 plus C5)	\$ 44.34	\$ 88.68	\$ 133.02	\$ 177.36	\$ 221.70	\$ 266.04
7	64 Gallon Cart	1 x/week	2 x/week	3 x/week	4 x/week	5 x/week	6 x/week
8	Additional Curbside Mixed Materials Cart (decrease to Line A18)	0.00	0.00	0.00	0.00	0.00	0.00
9	Total Monthly Additional Cart Rate (Lines A18 plus C8)	\$ 88.67	\$ 177.34	\$ 266.01	\$ 354.68	\$ 443.35	\$ 532.02
10	96 Gallon Cart	1 x/week	2 x/week	3 x/week	4 x/week	5 x/week	6 x/week
11	Additional Curbside Mixed Materials Cart (decrease to line A24)	0.00	0.00	0.00	0.00	0.00	0.00
12	Total Monthly Additional Cart Rate (Lines A24 plus C11)	\$ 133.02	\$ 266.04	\$ 399.06	\$ 532.08	\$ 665.10	\$ 798.12
D	Additional Backyard Mixed Materials Cart	Total Monthly Rates					
1	20 Gallon Cart	1 x/week	2 x/week	3 x/week	4 x/week	5 x/week	6 x/week
2	Additional Backyard Mixed Materials Cart (decrease to Line B3)	0.00	0.00	0.00	0.00	0.00	0.00
3	Total Monthly Additional Backyard Cart Rate (Lines B3 plus D2)	\$ 53.32	\$ 106.64	\$ 159.96	\$ 213.28	\$ 266.60	\$ 319.92
4	32 Gallon Cart	1 x/week	2 x/week	3 x/week	4 x/week	5 x/week	6 x/week
5	Additional Backyard Mixed Materials Cart (decrease to Line B6)	0.00	0.00	0.00	0.00	0.00	0.00
6	Total Monthly Additional Backyard Cart Rate (Lines B6 plus D5)	\$ 69.95	\$ 139.90	\$ 209.85	\$ 279.80	\$ 349.75	\$ 419.70
7	64 Gallon Cart	1 x/week	2 x/week	3 x/week	4 x/week	5 x/week	6 x/week
8	Additional Backyard Mixed Materials Cart (decrease to Line B9)	0.00	0.00	0.00	0.00	0.00	0.00
9	Total Monthly Additional Backyard Cart Rate (Lines B9 plus D8)	\$ 114.28	\$ 228.56	\$ 342.84	\$ 457.12	\$ 571.40	\$ 685.68
10	96 Gallon Cart	1 x/week	2 x/week	3 x/week	4 x/week	5 x/week	6 x/week
11	Additional Backyard Mixed Materials Cart (decrease to Line B12)	0.00	0.00	0.00	0.00	0.00	0.00
12	Total Monthly Additional Backyard Cart Rate (Lines B12 plus D11)	\$ 158.63	\$ 317.26	\$ 475.89	\$ 634.52	\$ 793.15	\$ 951.78

MFD invoices shall be delinquent when they are unpaid on the last day of the monthly billing cycle. CONTRACTOR may charge a delinquent Customer a late fee which is the greater of \$5.00 or 1.5% per month (not compounded.)

MM&O Collection Form 2C (Default)						
MAXIMUM MONTHLY COLLECTION SERVICE RATES						
Keller Canyon Landfill						
City of Oakland, CA						
MFD Bin Collection						
The following rates include 1 time per week UNLIMITED subscription to Organic Materials Collection						
A MFD Bin Collection Service		Total Pull Rate				
1 1 CY Bin		1 x/week	2 x/week	3 x/week	4 x/week	5 x/week
2 Disposal Charge Per Ton - Mixed Materials	\$	50.00	\$ 50.00	\$ 50.00	\$ 50.00	\$ 50.00
3 Monthly Unit Generation Factor (Tons per Month)		0.311	0.622	0.933	1.244	1.555
4 Disposal Element (line A2 times Line A3)	\$	15.55	\$ 31.10	\$ 46.65	\$ 62.20	\$ 77.75
5 Collection Element	\$	261.57	\$ 523.14	\$ 784.71	\$ 1,046.28	\$ 1,307.85
6 Total Monthly Unit Collection Service Rate (Lines A4 plus A5)	\$	277.12	\$ 554.24	\$ 831.36	\$ 1,108.48	\$ 1,385.60
7 1.5 CY Bin		1 x/week	2 x/week	3 x/week	4 x/week	5 x/week
8 Disposal Charge Per Ton - Mixed Materials	\$	50.00	\$ 50.00	\$ 50.00	\$ 50.00	\$ 50.00
9 Monthly Unit Generation Factor (Tons per Month)		0.467	0.934	1.401	1.868	2.335
10 Disposal Element (line A8 times Line A9)	\$	23.35	\$ 46.70	\$ 70.05	\$ 93.40	\$ 116.75
11 Collection Element	\$	392.33	\$ 784.66	\$ 1,176.99	\$ 1,569.32	\$ 1,961.65
12 Total Monthly Unit Collection Service Rate (Lines A10 plus A11)	\$	415.68	\$ 831.36	\$ 1,247.04	\$ 1,662.72	\$ 2,078.40
13 2 CY Bin		1 x/week	2 x/week	3 x/week	4 x/week	5 x/week
14 Disposal Charge Per Ton - Mixed Materials	\$	50.00	\$ 50.00	\$ 50.00	\$ 50.00	\$ 50.00
15 Monthly Unit Generation Factor (Tons per Month)		0.622	1.244	1.866	2.488	3.110
16 Disposal Element (line A14 times Line A15)	\$	31.10	\$ 62.20	\$ 93.30	\$ 124.40	\$ 155.50
17 Collection Element	\$	523.14	\$ 1,046.28	\$ 1,569.42	\$ 2,092.56	\$ 2,615.70
18 Total Monthly Unit Collection Service Rate (Lines A16 plus A17)	\$	554.24	\$ 1,108.48	\$ 1,662.72	\$ 2,216.96	\$ 2,771.20
19 3 CY Bin		1 x/week	2 x/week	3 x/week	4 x/week	5 x/week
20 Disposal Charge Per Ton - Mixed Materials	\$	50.00	\$ 50.00	\$ 50.00	\$ 50.00	\$ 50.00
21 Monthly Unit Generation Factor (Tons per Month)		0.933	1.866	2.799	3.732	4.665
22 Disposal Element (line A20 times Line A21)	\$	46.65	\$ 93.30	\$ 139.95	\$ 186.60	\$ 233.25
23 Collection Element	\$	784.71	\$ 1,569.42	\$ 2,354.13	\$ 3,138.84	\$ 3,923.55
24 Total Monthly Unit Collection Service Rate (Lines A22 plus A23)	\$	831.36	\$ 1,662.72	\$ 2,494.08	\$ 3,325.44	\$ 4,156.80
25 4 CY Bin		1 x/week	2 x/week	3 x/week	4 x/week	5 x/week
26 Disposal Charge Per Ton - Mixed Materials	\$	50.00	\$ 50.00	\$ 50.00	\$ 50.00	\$ 50.00
27 Monthly Unit Generation Factor (Tons per Month)		1.245	2.490	3.735	4.980	6.225
28 Disposal Element (line A26 times Line A27)	\$	62.25	\$ 124.50	\$ 186.75	\$ 249.00	\$ 311.25
29 Collection Element	\$	1,046.24	\$ 2,092.48	\$ 3,138.72	\$ 4,184.96	\$ 5,231.20
30 Total Monthly Unit Collection Service Rate (Lines A28 plus A29)	\$	1,108.49	\$ 2,216.98	\$ 3,325.47	\$ 4,433.96	\$ 5,542.45
31 6 CY Bin		1 x/week	2 x/week	3 x/week	4 x/week	5 x/week
32 Disposal Charge Per Ton - Mixed Materials	\$	50.00	\$ 50.00	\$ 50.00	\$ 50.00	\$ 50.00
33 Monthly Unit Generation Factor (Tons per Month)		1.867	3.734	5.601	7.468	9.335
34 Disposal Element (line A32 times Line A33)	\$	93.35	\$ 186.70	\$ 280.05	\$ 373.40	\$ 466.75
35 Collection Element	\$	1,569.38	\$ 3,138.76	\$ 4,708.14	\$ 6,277.52	\$ 7,846.90
36 Total Monthly Unit Collection Service Rate (Lines A34 plus A35)	\$	1,662.73	\$ 3,325.48	\$ 4,988.19	\$ 6,650.92	\$ 8,313.65
37 7 CY Bin		1 x/week	2 x/week	3 x/week	4 x/week	5 x/week
38 Disposal Charge Per Ton - Mixed Materials	\$	50.00	\$ 50.00	\$ 50.00	\$ 50.00	\$ 50.00
39 Monthly Unit Generation Factor (Tons per Month)		2.178	4.356	6.534	8.712	10.890
40 Disposal Element (line A38 times Line A39)	\$	108.90	\$ 217.80	\$ 326.70	\$ 435.60	\$ 544.50
41 Collection Element	\$	1,830.95	\$ 3,661.90	\$ 5,492.85	\$ 7,323.80	\$ 9,154.75
42 Total Monthly Unit Collection Service Rate (Lines A40 plus A41)	\$	1,939.85	\$ 3,879.70	\$ 5,819.55	\$ 7,759.40	\$ 9,699.25

MM&O Collection Form 2C (Default)						
MAXIMUM MONTHLY COLLECTION SERVICE RATES						
Keller Canyon Landfill						
City of Oakland, CA						
MFD Bin Collection						
B MFD Roll-off Box Collection Service*		Total Pull Rate				
The following rates are pull only and include UNLIMITED subscription to Organic Materials Collection						
1	Mixed Material Roll-Off Box Sizes (cubic yards)	6 CY	10 CY	20 CY	30 CY	40 CY
2	Roll-Off Box Pull Rate	\$745.18	\$804.79	\$869.17	\$1,173.38	\$1,466.73
3	Compactor Pull Rate (Customer owned Compactor)	\$1,277.31	\$1,333.32	\$1,389.34	\$1,809.53	\$2,397.67
4	Compactor Pull Rate (Contractor owned Compactor)	\$1,277.31	\$1,333.32	\$1,389.34	\$1,809.53	\$2,397.67
C Push Rates		0-25 ft	26-50 ft	51-75 ft	76-100 ft	100+ ft
	Push Rate	\$ 180.00	\$ 365.00	\$ 550.00	\$ 730.00	\$ 915.00
D Bin Cleaning		1-4 CY Bin	5+ CY Bin			
	Cleaning Rate	\$ 100.00	\$ 125.00			
E Additional Services		Rates				
1	Additional Cart Exchange	\$ 75.00	each additional cart/occurrence			
2	Additional Cart Replacement	\$ 125.00	each additional cart/occurrence			
3	Additional Bin Exchange	\$ 50.00	each additional bin/occurrence			
4	Additional Bin Replacement	\$ 100.00	each additional bin/occurrence			
5	Bulky Goods Overage Rate	\$ 50.00	each overage/cubic yard			
6	Pay-As-You-Go Pick Up	\$ 100.00	each appointment			
7	Extra Service Tag (32 gallon)	\$ 11.25	each tag/occurrence			
8	Mixed Materials Overage Rate	\$ 1.39	each overage/gallon			
9	Mixed Materials Overage Rate	\$ 127.50	each overage/cubic yard			
10	Organic Materials Overage Rate	\$ 1.39	each overage/gallon			
11	Organic Materials Overage Rate	\$ 127.50	each overage/cubic yard			
12	Sharps Collection (At City Option)	\$ 1.33	Rate per month per customer			
13	On-call HHW Subscription (Default)	\$ 195.00	each occurrence			
14	On-call HHW Collection (At City Option-included in customer rate)					
14 -	Percentage Change to Collection Element	5.08%	per Dwelling Unit/month			

MFD invoices shall be delinquent when they are unpaid on the last day of the monthly billing cycle. CONTRACTOR may charge a delinquent Customer a late fee which is the greater of \$5.00 or 1.5% per month (not compounded.)

* Note: All compacted and non-compacted pull rates consist of Collection rates and franchise fees only. Disposal will be based on actual disposal costs. The total customer rate will be the pull rate and disposal.

MM&O Collection Form 2D (Option 1) MAXIMUM MONTHLY COLLECTION SERVICE RATES Keller Canyon Landfill City of Oakland, CA MFD Cart Collection						
The following rates DO NOT include subscription to Organic Materials Collection						
A MFD Cart Collection Service						
1	20 Gallon Cart	1 x/week	2 x/week	3 x/week	4 x/week	5 x/week
2	Disposal Charge Per Ton - Mixed Materials	\$ 50.00	\$ 50.00	\$ 50.00	\$ 50.00	\$ 50.00
3	Monthly Unit Generation Factor (Tons per Month)	0.031	0.062	0.093	0.124	0.155
4	Disposal Element (line A2 times Line A3)	\$ 1.55	\$ 3.10	\$ 4.65	\$ 6.20	\$ 7.75
5	Collection Element	\$23.99	\$ 47.98	\$ 71.97	\$ 95.96	\$ 119.95
6	Total Monthly Unit Collection Service Rate (Lines A4 plus A5)	\$ 25.54	\$ 51.08	\$ 76.62	\$ 102.16	\$ 127.70
7	32 Gallon Cart	1 x/week	2 x/week	3 x/week	4 x/week	5 x/week
8	Disposal Charge Per Ton - Mixed Materials	\$ 50.00	\$ 50.00	\$ 50.00	\$ 50.00	\$ 50.00
9	Monthly Unit Generation Factor (Tons per Month)	0.050	0.100	0.150	0.200	0.250
10	Disposal Element (line A8 times Line A9)	\$ 2.50	\$ 5.00	\$ 7.50	\$ 10.00	\$ 12.50
11	Collection Element	\$38.37	\$ 76.74	\$ 115.11	\$ 153.48	\$ 191.85
12	Total Monthly Unit Collection Service Rate (Lines A10 plus A11)	\$ 40.87	\$ 81.74	\$ 122.61	\$ 163.48	\$ 204.35
13	64 Gallon Cart	1 x/week	2 x/week	3 x/week	4 x/week	5 x/week
14	Disposal Charge Per Ton - Mixed Materials	\$ 50.00	\$ 50.00	\$ 50.00	\$ 50.00	\$ 50.00
15	Monthly Unit Generation Factor (Tons per Month)	0.100	0.200	0.300	0.400	0.500
16	Disposal Element (line A14 times Line A15)	\$ 5.00	\$ 10.00	\$ 15.00	\$ 20.00	\$ 25.00
17	Collection Element	\$76.72	\$ 153.44	\$ 230.16	\$ 306.88	\$ 383.60
18	Total Monthly Unit Collection Service Rate (Lines A16 plus A17)	\$ 81.72	\$ 163.44	\$ 245.16	\$ 326.88	\$ 408.60
19	96 Gallon Cart	1 x/week	2 x/week	3 x/week	4 x/week	5 x/week
20	Disposal Charge Per Ton - Mixed Materials	\$ 50.00	\$ 50.00	\$ 50.00	\$ 50.00	\$ 50.00
21	Monthly Unit Generation Factor (Tons per Month)	0.149	0.298	0.447	0.596	0.745
22	Disposal Element (line A20 times Line A21)	\$ 7.45	\$ 14.90	\$ 22.35	\$ 29.80	\$ 37.25
23	Collection Element	\$115.15	\$ 230.30	\$ 345.45	\$ 460.60	\$ 575.75
24	Total Monthly Unit Collection Service Rate (Lines A22 plus A23)	\$ 122.60	\$ 245.20	\$ 367.80	\$ 490.40	\$ 613.00
B MFD Collection Service - Backyard						
1	20 Gallon Cart	1 x/week	2 x/week	3 x/week	4 x/week	5 x/week
2	Additional Backyard Service Charge	25.61	51.22	76.83	102.44	128.05
3	Total MFD Collection Service - Backyard Rate (Lines A6 plus B2)	\$ 51.15	\$ 102.30	\$ 153.45	\$ 204.60	\$ 255.75
4	32 Gallon Cart	1 x/week	2 x/week	3 x/week	4 x/week	5 x/week
5	Additional Backyard Service Charge	25.61	51.22	76.83	102.44	128.05
6	Total MFD Collection Service - Backyard Rate (Lines A12 plus B5)	\$ 66.48	\$ 132.96	\$ 199.44	\$ 265.92	\$ 332.40
7	64 Gallon Cart	1 x/week	2 x/week	3 x/week	4 x/week	5 x/week
8	Additional Backyard Service Charge	25.61	51.22	76.83	102.44	128.05
9	Total MFD Collection Service - Backyard Rate (Lines A18 plus B8)	\$ 107.33	\$ 214.66	\$ 321.99	\$ 429.32	\$ 536.65
10	96 Gallon Cart	1 x/week	2 x/week	3 x/week	4 x/week	5 x/week
11	Additional Backyard Service Charge	25.61	51.22	76.83	102.44	128.05
12	Total MFD Collection Service - Backyard Rate (Lines A24 plus B11)	\$ 148.21	\$ 296.42	\$ 444.63	\$ 592.84	\$ 741.05

MM&O Collection Form 2D (Option 1)						
MAXIMUM MONTHLY COLLECTION SERVICE RATES						
Keller Canyon Landfill						
City of Oakland, CA						
MFD Cart Collection						
C	Additional Curbside Mixed Materials Cart	Total Monthly Rates				
1	20 Gallon Cart	1 x/week	2 x/week	3 x/week	4 x/week	5 x/week
2	Additional Curbside Mixed Materials Cart (decrease to Line A6)	0.00	0.00	0.00	0.00	0.00
3	Total Monthly Additional Cart Rate (Lines A6 plus C2)	\$ 25.54	\$ 51.08	\$ 76.62	\$ 102.16	\$ 127.70
4	32 Gallon Cart	1 x/week	2 x/week	3 x/week	4 x/week	5 x/week
5	Additional Curbside Mixed Materials Cart (decrease to Line A12)	0.00	0.00	0.00	0.00	0.00
6	Total Monthly Additional Cart Rate (Lines A12 plus C5)	\$ 40.87	\$ 81.74	\$ 122.61	\$ 163.48	\$ 204.35
7	64 Gallon Cart	1 x/week	2 x/week	3 x/week	4 x/week	5 x/week
8	Additional Curbside Mixed Materials Cart (decrease to Line A18)	0.00	0.00	0.00	0.00	0.00
9	Total Monthly Additional Cart Rate (Lines A18 plus C8)	\$ 81.72	\$ 163.44	\$ 245.16	\$ 326.88	\$ 408.60
10	96 Gallon Cart	1 x/week	2 x/week	3 x/week	4 x/week	5 x/week
11	Additional Curbside Mixed Materials Cart (decrease to line A24)	0.00	0.00	0.00	0.00	0.00
12	Total Monthly Additional Cart Rate (Lines A24 plus C11)	\$ 122.60	\$ 245.20	\$ 367.80	\$ 490.40	\$ 613.00
D	Additional Backyard Mixed Materials Cart	Total Monthly Rates				
1	20 Gallon Cart	1 x/week	2 x/week	3 x/week	4 x/week	5 x/week
2	Additional Backyard Mixed Materials Cart (decrease to Line B3)	0.00	0.00	0.00	0.00	0.00
3	Total Monthly Additional Backyard Cart Rate (Lines B3 plus D2)	\$ 51.15	\$ 102.30	\$ 153.45	\$ 204.60	\$ 255.75
4	32 Gallon Cart	1 x/week	2 x/week	3 x/week	4 x/week	5 x/week
5	Additional Backyard Mixed Materials Cart (decrease to Line B6)	0.00	0.00	0.00	0.00	0.00
6	Total Monthly Additional Backyard Cart Rate (Lines B6 plus D5)	\$ 66.48	\$ 132.96	\$ 199.44	\$ 265.92	\$ 332.40
7	64 Gallon Cart	1 x/week	2 x/week	3 x/week	4 x/week	5 x/week
8	Additional Backyard Mixed Materials Cart (decrease to Line B9)	0.00	0.00	0.00	0.00	0.00
9	Total Monthly Additional Backyard Cart Rate (Lines B9 plus D8)	\$ 107.33	\$ 214.66	\$ 321.99	\$ 429.32	\$ 536.65
10	96 Gallon Cart	1 x/week	2 x/week	3 x/week	4 x/week	5 x/week
11	Additional Backyard Mixed Materials Cart (decrease to Line B12)	0.00	0.00	0.00	0.00	0.00
12	Total Monthly Additional Backyard Cart Rate (Lines B12 plus D11)	\$ 148.21	\$ 296.42	\$ 444.63	\$ 592.84	\$ 741.05
E	MFD Organic Materials Collection Subscription	Total Monthly Rate				
1	Organic Material Cart Sizes (gallons)	20	32	64	96	
2	1 collection / week	\$ 32.06	\$ 43.01	\$ 93.79	\$ 144.52	
3	Additional Cart / week	\$ 32.06	\$ 43.01	\$ 93.79	\$ 144.52	

MFD invoices shall be delinquent when they are unpaid on the last day of the monthly billing cycle. CONTRACTOR may charge a delinquent Customer a late fee which is the greater of \$5.00 or 1.5% per month (not compounded.)

MM&O Collection Form 2E (Option 1)							
MAXIMUM MONTHLY COLLECTION SERVICE RATES							
Keller Canyon Landfill							
City of Oakland, CA							
MFD Bin Collection							
The following rates DO NOT include subscription to Organic Materials Collection							
A MFD Bin Collection Service		Total Pull Rate					
1	1 CY Bin	1 x/week	2 x/week	3 x/week	4 x/week	5 x/week	6 x/week
2	Disposal Charge Per Ton - Mixed Materials	\$ 50.00	\$ 50.00	\$ 50.00	\$ 50.00	\$ 50.00	\$ 50.00
3	Monthly Unit Generation Factor (Tons per Month)	0.311	0.622	0.933	1.244	1.555	1.866
4	Disposal Element (line A2 times Line A3)	\$ 15.55	\$ 31.10	\$ 46.65	\$ 62.20	\$ 77.75	\$ 93.30
5	Collection Element	\$239.86	\$ 479.72	\$ 719.58	\$ 959.44	\$ 1,199.30	\$ 1,439.16
6	Total Monthly Unit Collection Service Rate (Lines A4 plus A5)	\$ 255.41	\$ 510.82	\$ 766.23	\$ 1,021.64	\$ 1,277.05	\$ 1,532.46
7	1.5 CY Bin	1 x/week	2 x/week	3 x/week	4 x/week	5 x/week	6 x/week
8	Disposal Charge Per Ton - Mixed Materials	\$ 50.00	\$ 50.00	\$ 50.00	\$ 50.00	\$ 50.00	\$ 50.00
9	Monthly Unit Generation Factor (Tons per Month)	0.467	0.934	1.401	1.868	2.335	2.802
10	Disposal Element (line A8 times Line A9)	\$ 23.35	\$ 46.70	\$ 70.05	\$ 93.40	\$ 116.75	\$ 140.10
11	Collection Element	\$359.77	\$ 719.54	\$ 1,079.31	\$ 1,439.08	\$ 1,798.85	\$ 2,158.62
12	Total Monthly Unit Collection Service Rate (Lines A10 plus A11)	\$ 383.12	\$ 766.24	\$ 1,149.36	\$ 1,532.48	\$ 1,915.60	\$ 2,298.72
13	2 CY Bin	1 x/week	2 x/week	3 x/week	4 x/week	5 x/week	6 x/week
14	Disposal Charge Per Ton - Mixed Materials	\$ 50.00	\$ 50.00	\$ 50.00	\$ 50.00	\$ 50.00	\$ 50.00
15	Monthly Unit Generation Factor (Tons per Month)	0.622	1.244	1.866	2.488	3.110	3.732
16	Disposal Element (line A14 times Line A15)	\$ 31.10	\$ 62.20	\$ 93.30	\$ 124.40	\$ 155.50	\$ 186.60
17	Collection Element	\$ 479.72	\$ 959.44	\$ 1,439.16	\$ 1,918.88	\$ 2,398.60	\$ 2,878.32
18	Total Monthly Unit Collection Service Rate (Lines A16 plus A17)	\$ 510.82	\$ 1,021.64	\$ 1,532.46	\$ 2,043.28	\$ 2,554.10	\$ 3,064.92
19	3 CY Bin	1 x/week	2 x/week	3 x/week	4 x/week	5 x/week	6 x/week
20	Disposal Charge Per Ton - Mixed Materials	\$ 50.00	\$ 50.00	\$ 50.00	\$ 50.00	\$ 50.00	\$ 50.00
21	Monthly Unit Generation Factor (Tons per Month)	0.933	1.866	2.799	3.732	4.665	5.598
22	Disposal Element (line A20 times Line A21)	\$ 46.65	\$ 93.30	\$ 139.95	\$ 186.60	\$ 233.25	\$ 279.90
23	Collection Element	\$719.58	\$ 1,439.16	\$ 2,158.74	\$ 2,878.32	\$ 3,597.90	\$ 4,317.48
24	Total Monthly Unit Collection Service Rate (Lines A22 plus A23)	\$ 766.23	\$ 1,532.46	\$ 2,298.69	\$ 3,064.92	\$ 3,831.15	\$ 4,597.38
25	4 CY Bin	1 x/week	2 x/week	3 x/week	4 x/week	5 x/week	6 x/week
26	Disposal Charge Per Ton - Mixed Materials	\$ 50.00	\$ 50.00	\$ 50.00	\$ 50.00	\$ 50.00	\$ 50.00
27	Monthly Unit Generation Factor (Tons per Month)	1.245	2.490	3.735	4.980	6.225	7.470
28	Disposal Element (line A26 times Line A27)	\$ 62.25	\$ 124.50	\$ 186.75	\$ 249.00	\$ 311.25	\$ 373.50
29	Collection Element	\$959.40	\$ 1,918.80	\$ 2,878.20	\$ 3,837.60	\$ 4,797.00	\$ 5,756.40
30	Total Monthly Unit Collection Service Rate (Lines A28 plus A29)	\$ 1,021.65	\$ 2,043.30	\$ 3,064.95	\$ 4,086.60	\$ 5,108.25	\$ 6,129.90
31	6 CY Bin	1 x/week	2 x/week	3 x/week	4 x/week	5 x/week	6 x/week
32	Disposal Charge Per Ton - Mixed Materials	\$ 50.00	\$ 50.00	\$ 50.00	\$ 50.00	\$ 50.00	\$ 50.00
33	Monthly Unit Generation Factor (Tons per Month)	1.867	3.734	5.601	7.468	9.335	11.202
34	Disposal Element (line A32 times Line A33)	\$ 93.35	\$ 186.70	\$ 280.05	\$ 373.40	\$ 466.75	\$ 560.10
35	Collection Element	\$1,439.12	\$ 2,878.24	\$ 4,317.36	\$ 5,756.48	\$ 7,195.60	\$ 8,634.72
36	Total Monthly Unit Collection Service Rate (Lines A34 plus A35)	\$ 1,532.47	\$ 3,064.94	\$ 4,597.41	\$ 6,129.88	\$ 7,662.35	\$ 9,194.82
37	7 CY Bin	1 x/week	2 x/week	3 x/week	4 x/week	5 x/week	6 x/week
38	Disposal Charge Per Ton - Mixed Materials	\$ 50.00	\$ 50.00	\$ 50.00	\$ 50.00	\$ 50.00	\$ 50.00
39	Monthly Unit Generation Factor (Tons per Month)	2.178	4.356	6.534	8.712	10.890	13.068
40	Disposal Element (line A38 times Line A39)	\$ 108.90	\$ 217.80	\$ 326.70	\$ 435.60	\$ 544.50	\$ 653.40
41	Collection Element	\$1,678.98	\$ 3,357.96	\$ 5,036.94	\$ 6,715.92	\$ 8,394.90	\$ 10,073.88
42	Total Monthly Unit Collection Service Rate (Lines A40 plus A41)	\$ 1,787.88	\$ 3,575.76	\$ 5,363.64	\$ 7,151.52	\$ 8,939.40	\$ 10,727.28

MM&O Collection Form 2E (Option 1)								
MAXIMUM MONTHLY COLLECTION SERVICE RATES								
Keller Canyon Landfill								
City of Oakland, CA								
MFD Bin Collection								
B MFD Roll-off Box Collection Service*				Total Pull Rate				
The following rates are pull only and DO NOT include subscription to Organic Materials Collection								
1	Mixed Material Roll-Off Box Sizes (cubic yards)	6 CY	10 CY	20 CY	30 CY	40 CY		
2	Roll-Off Box Pull Rate	\$745.18	\$804.79	\$969.17	\$1,173.38	\$1,466.73		
3	Compactor Pull Rate (Customer owned Compactor)	\$1,277.31	\$1,333.32	\$1,389.34	\$1,809.53	\$2,397.67		
4	Compactor Pull Rate (Contractor owned Compactor)	\$1,277.31	\$1,333.32	\$1,389.34	\$1,809.53	\$2,397.67		
C MFD Organic Materials Collection Subscription				Total Monthly Rate				
1	Organic Material Bin Sizes (gallons)	1 CY	1.5 CY	2 CY	3 CY	4 CY	6 CY	7 CY
2	1 collection / week	\$191.82	\$268.44	\$350.96	\$502.93	\$648.13	\$898.90	\$1,051.39
3	Additional Bin / week	\$191.82	\$268.44	\$350.96	\$502.93	\$648.13	\$898.90	\$1,051.39
C Push Rates		0-25 ft	26-50 ft	51-75 ft	76-100 ft	100+ ft		
	Push Rate	\$ 180.00	\$ 365.00	\$ 550.00	\$ 730.00	\$ 915.00		
D Bin Cleaning		1-4 CY Bin	5+ CY Bin					
	Cleaning Rate	\$ 100.00	\$ 125.00					
E Additional Services		Rates						
1	Additional Cart Exchange	\$ 75.00	each additional cart/occurrence					
2	Additional Cart Replacement	\$ 125.00	each additional cart/occurrence					
3	Additional Bin Exchange	\$ 50.00	each additional bin/occurrence					
4	Additional Bin Replacement	\$ 100.00	each additional bin/occurrence					
5	Bulky Goods Overage Rate	\$ 50.00	each overage/cubic yard					
6	Pay-As-You-Go Pick Up	\$ 450.00	each appointment					
7	Extra Service Tag (32 gallon)	\$ 11.25	each tag/occurrence					
8	Mixed Materials Overage Rate	\$ 1.39	each overage/gallon					
9	Mixed Materials Overage Rate	\$ 127.50	each overage/cubic yard					
10	Organic Materials Overage Rate	\$ 1.39	each overage/gallon					
11	Organic Materials Overage Rate	\$ 127.50	each overage/cubic yard					
12	Sharps Collection (At City Option)	\$ 1.33	Rate per month per customer					
13	On-call HHW Subscription (Default)	\$ 195.00	each occurrence					
14	On-call HHW Collection (At City Option-included in customer rate) - Percentage Change to Collection Element	5.54%	per Dwelling Unit/month					

MFD invoices shall be delinquent when they are unpaid on the last day of the monthly billing cycle. CONTRACTOR may charge a delinquent Customer a late fee which is the greater of \$5.00 or 1.5% per month (not compounded.)

* Note: All compacted and non-compacted pull rates consist of Collection rates and franchise fees only. Disposal will be based on actual disposal costs. The total customer rate will be the pull rate and disposal.

MM&O Collection Form 2F MAXIMUM MONTHLY COLLECTION SERVICE RATES Keller Canyon Landfill City of Oakland, CA Commercial Cart Collection							
The following rates DO NOT include subscription to Organic Materials Collection							
Commercial Cart Collection Service		Total Monthly Rate					
A	20 Gallon Cart	1 x/week	2 x/week	3 x/week	4 x/week	5 x/week	6 x/week
1	Disposal Charge Per Ton - Mixed Materials	\$ 50.00	\$ 50.00	\$ 50.00	\$ 50.00	\$ 50.00	\$ 50.00
2	Monthly Unit Generation Factor (Tons per Month)	0.029	0.058	0.087	0.116	0.145	0.174
3	Disposal Element (line A2 times Line A3)	\$ 1.45	\$ 2.90	\$ 4.35	\$ 5.80	\$ 7.25	\$ 8.70
4	Collection Element	\$30.56	\$ 61.12	\$ 91.68	\$ 122.24	\$ 152.80	\$ 183.36
5	Total Monthly Unit Collection Service Rate (Lines A4 plus A5)	\$ 32.01	\$ 64.02	\$ 96.03	\$ 128.04	\$ 160.05	\$ 192.06
6	32 Gallon Cart	1 x/week	2 x/week	3 x/week	4 x/week	5 x/week	6 x/week
7	Disposal Charge Per Ton - Mixed Materials	\$ 50.00	\$ 50.00	\$ 50.00	\$ 50.00	\$ 50.00	\$ 50.00
8	Monthly Unit Generation Factor (Tons per Month)	0.047	0.094	0.141	0.188	0.235	0.282
9	Disposal Element (line A8 times Line A9)	\$ 2.35	\$ 4.70	\$ 7.05	\$ 9.40	\$ 11.75	\$ 14.10
10	Collection Element	\$40.60	\$ 81.20	\$ 121.80	\$ 162.40	\$ 203.00	\$ 243.60
11	Total Monthly Unit Collection Service Rate (Lines A10 plus A11)	\$ 42.95	\$ 85.90	\$ 128.85	\$ 171.80	\$ 214.75	\$ 257.70
12	64 Gallon Cart	1 x/week	2 x/week	3 x/week	4 x/week	5 x/week	6 x/week
13	Disposal Charge Per Ton - Mixed Materials	\$ 50.00	\$ 50.00	\$ 50.00	\$ 50.00	\$ 50.00	\$ 50.00
14	Monthly Unit Generation Factor (Tons per Month)	0.093	0.186	0.279	0.372	0.465	0.558
15	Disposal Element (line A14 times Line A15)	\$ 4.65	\$ 9.30	\$ 13.95	\$ 18.60	\$ 23.25	\$ 27.90
16	Collection Element	\$89.00	\$ 178.00	\$ 267.00	\$ 356.00	\$ 445.00	\$ 534.00
17	Total Monthly Unit Collection Service Rate (Lines A16 plus A17)	\$ 93.65	\$ 187.30	\$ 280.95	\$ 374.60	\$ 468.25	\$ 561.90
18	96 Gallon Cart	1 x/week	2 x/week	3 x/week	4 x/week	5 x/week	6 x/week
19	Disposal Charge Per Ton - Mixed Materials	\$ 50.00	\$ 50.00	\$ 50.00	\$ 50.00	\$ 50.00	\$ 50.00
20	Monthly Unit Generation Factor (Tons per Month)	0.140	0.280	0.420	0.560	0.700	0.840
21	Disposal Element (line A20 times Line A21)	\$ 7.00	\$ 14.00	\$ 21.00	\$ 28.00	\$ 35.00	\$ 42.00
22	Collection Element	\$137.29	\$ 274.58	\$ 411.87	\$ 549.16	\$ 686.45	\$ 823.74
23	Total Monthly Unit Collection Service Rate (Lines A22 plus A23)	\$ 144.29	\$ 288.58	\$ 432.87	\$ 577.16	\$ 721.45	\$ 865.74
Additional Mixed Materials Cart		Total Monthly Rates					
B	20 Gallon Cart	1 x/week	2 x/week	3 x/week	4 x/week	5 x/week	6 x/week
1	Additional Mixed Materials Cart (decrease to Line A6)	0.00	0.00	0.00	0.00	0.00	0.00
2	Total Monthly Additional Cart Rate (Lines A6 plus B2)	\$ 32.01	\$ 64.02	\$ 96.03	\$ 128.04	\$ 160.05	\$ 192.06
3	32 Gallon Cart	1 x/week	2 x/week	3 x/week	4 x/week	5 x/week	6 x/week
4	Additional Mixed Materials Cart (decrease to Line A12)	0.00	0.00	0.00	0.00	0.00	0.00
5	Total Monthly Additional Cart Rate (Lines A12 plus B5)	\$ 42.95	\$ 85.90	\$ 128.85	\$ 171.80	\$ 214.75	\$ 257.70
6	64 Gallon Cart	1 x/week	2 x/week	3 x/week	4 x/week	5 x/week	6 x/week
7	Additional Mixed Materials Cart (decrease to Line A18)	0.00	0.00	0.00	0.00	0.00	0.00
8	Total Monthly Additional Cart Rate (Lines A18 plus B8)	\$ 93.65	\$ 187.30	\$ 280.95	\$ 374.60	\$ 468.25	\$ 561.90
9	96 Gallon Cart	1 x/week	2 x/week	3 x/week	4 x/week	5 x/week	6 x/week
10	Additional Mixed Materials Cart (decrease to Line A24)	0.00	0.00	0.00	0.00	0.00	0.00
11	Total Monthly Additional Cart Rate (Lines A24 plus B11)	\$ 144.29	\$ 288.58	\$ 432.87	\$ 577.16	\$ 721.45	\$ 865.74

MM&O Collection Form 2F						
MAXIMUM MONTHLY COLLECTION SERVICE RATES						
Keller Canyon Landfill						
City of Oakland, CA						
Commercial Cart Collection						
C	Commercial Organic Materials Collection	Total Monthly Subscription Rate				
1		1 x/week	2 x/week	3 x/week	4 x/week	5 x/week
2	20 Gallon Cart Organic Materials Rate	\$ 32.06	\$ 64.12	\$ 96.18	\$ 128.24	\$ 160.30
3	32 Gallon Cart Organic Materials Rate	\$ 43.01	\$ 86.02	\$ 129.03	\$ 172.04	\$ 215.05
4	64 Gallon Cart Organic Materials Rate	\$ 93.79	\$ 187.58	\$ 281.37	\$ 375.16	\$ 468.95
5	96 Gallon Cart Organic Materials Rate	\$ 144.52	\$ 289.04	\$ 433.56	\$ 578.08	\$ 722.60
D	Additional Organic Materials Cart	Total Monthly Rates				
1		1 x/week	2 x/week	3 x/week	4 x/week	5 x/week
2	Additional 20 Gallon Organic Materials Cart	\$ 32.06	\$ 64.12	\$ 96.18	\$ 128.24	\$ 160.30
3	Additional 32 Gallon Organic Materials Cart	\$ 43.01	\$ 86.02	\$ 129.03	\$ 172.04	\$ 215.05
4	Additional 64 Gallon Organic Materials Cart	\$ 93.79	\$ 187.58	\$ 281.37	\$ 375.16	\$ 468.95
5	Additional 96 Gallon Organic Materials Cart	\$ 144.52	\$ 289.04	\$ 433.56	\$ 578.08	\$ 722.60

Commercial invoices shall be delinquent when they are unpaid on the last day of the monthly billing cycle. CONTRACTOR may charge a delinquent Customer a late fee which is the greater of \$5.00 or 1.5% per month (not compounded.)

MM&O Collection Form 2G						
MAXIMUM MONTHLY COLLECTION SERVICE RATES						
Keller Canyon Landfill						
City of Oakland, CA						
Commercial Bin Collection						
The following rates DO NOT include subscription to Organic Materials Collection						
A Commercial Bin Collection Service						
		Total Pull Rate				
1	1 CY Bin	1 x/week	2 x/week	3 x/week	4 x/week	5 x/week
2	Disposal Charge Per Ton - Mixed Materials	\$ 50.00	\$ 50.00	\$ 50.00	\$ 50.00	\$ 50.00
3	Monthly Unit Generation Factor (Tons per Month)	0.291	0.582	0.873	1.164	1.455
4	Disposal Element (line A2 times Line A3)	\$ 14.55	\$ 29.10	\$ 43.65	\$ 58.20	\$ 72.75
5	Collection Element	\$187.05	\$ 374.10	\$ 561.15	\$ 748.20	\$ 935.25
6	Total Monthly Unit Collection Service Rate (Lines A4 + A5)	\$ 201.60	\$ 403.20	\$ 604.80	\$ 806.40	\$ 1,008.00
7	1.5 CY Bin	1 x/week	2 x/week	3 x/week	4 x/week	5 x/week
8	Disposal Charge Per Ton - Mixed Materials	\$ 50.00	\$ 50.00	\$ 50.00	\$ 50.00	\$ 50.00
9	Monthly Unit Generation Factor (Tons per Month)	0.437	0.874	1.311	1.748	2.185
10	Disposal Element (line A8 times Line A9)	\$ 21.85	\$ 43.70	\$ 65.55	\$ 87.40	\$ 109.25
11	Collection Element	\$260.27	\$ 520.54	\$ 780.81	\$ 1,041.08	\$ 1,301.35
12	Total Monthly Unit Collection Service Rate (Lines A10 + A11)	\$ 282.12	\$ 564.24	\$ 846.36	\$ 1,128.48	\$ 1,410.60
13	2 CY Bin	1 x/week	2 x/week	3 x/week	4 x/week	5 x/week
14	Disposal Charge Per Ton - Mixed Materials	\$ 50.00	\$ 50.00	\$ 50.00	\$ 50.00	\$ 50.00
15	Monthly Unit Generation Factor (Tons per Month)	0.582	1.164	1.746	2.328	2.910
16	Disposal Element (line A14 times Line A15)	\$ 29.10	\$ 58.20	\$ 87.30	\$ 116.40	\$ 145.50
17	Collection Element	\$339.74	\$ 679.48	\$ 1,019.22	\$ 1,358.96	\$ 1,698.70
18	Total Monthly Unit Collection Service Rate (Lines A16 + A17)	\$ 368.84	\$ 737.68	\$ 1,106.52	\$ 1,475.36	\$ 1,844.20
19	3 CY Bin	1 x/week	2 x/week	3 x/week	4 x/week	5 x/week
20	Disposal Charge Per Ton - Mixed Materials	\$ 50.00	\$ 50.00	\$ 50.00	\$ 50.00	\$ 50.00
21	Monthly Unit Generation Factor (Tons per Month)	0.873	1.746	2.619	3.492	4.365
22	Disposal Element (line A20 times Line A21)	\$ 43.65	\$ 87.30	\$ 130.95	\$ 174.60	\$ 218.25
23	Collection Element	\$484.91	\$ 969.82	\$ 1,454.73	\$ 1,939.64	\$ 2,424.55
24	Total Monthly Unit Collection Service Rate (Lines A22 + A23)	\$ 528.56	\$ 1,057.12	\$ 1,585.68	\$ 2,114.24	\$ 2,642.80
25	4 CY Bin	1 x/week	2 x/week	3 x/week	4 x/week	5 x/week
26	Disposal Charge Per Ton - Mixed Materials	\$ 50.00	\$ 50.00	\$ 50.00	\$ 50.00	\$ 50.00
27	Monthly Unit Generation Factor (Tons per Month)	1.164	2.328	3.492	4.656	5.820
28	Disposal Element (line A26 times Line A27)	\$ 58.20	\$ 116.40	\$ 174.60	\$ 232.80	\$ 291.00
29	Collection Element	\$622.95	\$ 1,245.90	\$ 1,868.85	\$ 2,491.80	\$ 3,114.75
30	Total Monthly Unit Collection Service Rate (Lines A28 + A29)	\$ 681.15	\$ 1,362.30	\$ 2,043.45	\$ 2,724.60	\$ 3,405.75
31	6 CY Bin	1 x/week	2 x/week	3 x/week	4 x/week	5 x/week
32	Disposal Charge Per Ton - Mixed Materials	\$ 50.00	\$ 50.00	\$ 50.00	\$ 50.00	\$ 50.00
33	Monthly Unit Generation Factor (Tons per Month)	1.746	3.492	5.238	6.984	8.730
34	Disposal Element (line A32 times Line A33)	\$ 87.30	\$ 174.60	\$ 261.90	\$ 349.20	\$ 436.50
35	Collection Element	\$857.40	\$ 1,714.80	\$ 2,572.20	\$ 3,429.60	\$ 4,287.00
36	Total Monthly Unit Collection Service Rate (Lines A34 + A35)	\$ 944.70	\$ 1,889.40	\$ 2,834.10	\$ 3,778.80	\$ 4,723.50
37	7 CY Bin	1 x/week	2 x/week	3 x/week	4 x/week	5 x/week
38	Disposal Charge Per Ton - Mixed Materials	\$ 50.00	\$ 50.00	\$ 50.00	\$ 50.00	\$ 50.00
39	Monthly Unit Generation Factor (Tons per Month)	2.037	4.074	6.111	8.148	10.185
40	Disposal Element (line A38 times Line A39)	\$ 101.85	\$ 203.70	\$ 305.55	\$ 407.40	\$ 509.25
41	Collection Element	\$1,003.11	\$ 2,006.22	\$ 3,009.33	\$ 4,012.44	\$ 5,015.55
42	Total Monthly Unit Collection Service Rate (Lines A40 + A41)	\$ 1,104.96	\$ 2,209.92	\$ 3,314.88	\$ 4,419.84	\$ 5,524.80

MM&O Collection Form 2G							
MAXIMUM MONTHLY COLLECTION SERVICE RATES							
Keller Canyon Landfill							
City of Oakland, CA							
Commercial Bin Collection							
B Commercial Roll-off Box Collection Service*			Total Pull Rate				
The following rates are pull only and DO NOT include subscription to Organic Materials Collection						Per CY (For Other Sizes)	
1	Mixed Material Roll-Off Box Sizes (cubic yards)	6 CY	10 CY	20 CY	30 CY		40 CY
2	Roll-Off Box Pull Rate	\$745.18	\$804.79	\$869.17	\$1,173.38		\$1,466.73
3	Compactor Pull Rate (Customer owned Compactor)	\$1,277.31	\$1,333.32	\$1,389.34	\$1,809.53		\$2,397.67
4	Compactor Pull Rate (Contractor owned Compactor)	\$1,277.31	\$1,333.32	\$1,389.34	\$1,809.53		\$2,397.67
C Commercial Organic Materials Collection Subscription			Total Monthly Rate				
1	1 CY Bin	1 x/week	2 x/week	3 x/week	4 x/week	5 x/week	6 x/week
2	Total 1 CY Organic Materials Collection Service Rate	\$191.82	\$ 383.64	\$ 575.46	\$ 767.28	\$ 959.10	\$ 1,150.92
3	Total 1.5 CY Organic Materials Collection Service Rate	\$268.44	\$ 536.88	\$ 805.32	\$ 1,073.76	\$ 1,342.20	\$ 1,610.64
4	Total 2 CY Organic Materials Collection Service Rate	\$350.96	\$ 701.92	\$ 1,052.88	\$ 1,403.84	\$ 1,754.80	\$ 2,105.76
5	Total 3 CY Organic Materials Collection Service Rate	\$502.93	\$ 1,005.86	\$ 1,508.79	\$ 2,011.72	\$ 2,514.65	\$ 3,017.58
6	Total 4 CY Organic Materials Collection Service Rate	\$648.13	\$ 1,296.26	\$ 1,944.39	\$ 2,592.52	\$ 3,240.65	\$ 3,888.78
7	Total 6 CY Organic Materials Collection Service Rate	\$898.90	\$ 1,797.80	\$ 2,696.70	\$ 3,595.60	\$ 4,494.50	\$ 5,393.40
8	Total 7 CY Organic Materials Collection Service Rate	\$1,051.39	\$ 2,102.78	\$ 3,154.17	\$ 4,205.56	\$ 5,256.95	\$ 6,308.34
C Push Rates		0-25 ft	26-50 ft	51-75 ft	76-100 ft	100+ ft	
	Push Rate	\$ 180.00	\$ 365.00	\$ 550.00	\$ 730.00	\$ 915.00	
D Bin Cleaning		1-4 CY Bin	5+ CY Bin				
	Cleaning Rate	\$ 100.00	\$ 125.00				
E Additional Services		Rates					
1	Additional Cart Exchange	\$ 75.00	each additional cart/occurrence				
2	Additional Cart Replacement	\$ 125.00	each additional cart/occurrence				
3	Additional Bin Exchange	\$ 50.00	each additional bin/occurrence				
4	Additional Bin Replacement	\$ 100.00	each additional bin/occurrence				
5	Pay-As-You-Go Pick Up	\$ 450.00	each appointment				
6	Extra Service Tag (32 gallon)	\$ 11.25	each tag/occurrence				
7	Mixed Materials Overage Rate	\$ 1.39	each overage/gallon				
8	Mixed Materials Overage Rate	\$ 127.50	each overage/cubic yard				
9	Organic Materials Overage Rate	\$ 1.39	each overage/gallon				
10	Organic Materials Overage Rate	\$ 127.50	each overage/cubic yard				

Commercial invoices shall be delinquent when they are unpaid on the last day of the monthly billing cycle. CONTRACTOR may charge a delinquent Customer a late fee which is the greater of \$5.00 or 1.5% per month (not compounded.)

* Note: All compacted and non-compacted pull rates consist of Collection rates and franchise fees only. Disposal will be based on actual disposal costs. The total customer rate will be the pull rate and disposal.

MM&O Collection Form 2H							
MAXIMUM MONTHLY COLLECTION SERVICE RATES							
City of Oakland, CA							
Non-Exclusive Commercial Recyclable Materials Collection							
A Commercial Recyclable Materials - Cart		Total Monthly Rate					
1 Recyclable Materials Cart Sizes (gallons)	20	32	64	96			
2 1 collection / week	\$ 30.46	\$ 40.86	\$ 89.10	\$ 137.29			
3 2 collections / week	\$ 60.91	\$ 81.72	\$ 178.20	\$ 176.62			
4 3 collections / week	\$ 91.37	\$ 122.58	\$ 267.30	\$ 264.93			
5 4 collections / week	\$ 121.83	\$ 163.44	\$ 356.40	\$ 353.24			
6 5 collections / week	\$ 152.29	\$ 204.30	\$ 445.50	\$ 441.55			
B Commercial Recyclable Materials - Bin		Total Monthly Rate					
1 Recyclable Materials Bin Sizes (Cubic Yard)	1	1.5	2	3	4	6	7
2 1 collection / week	\$ 151.44	\$ 211.93	\$ 277.07	\$ 333.52	\$ 429.81	\$ 596.11	\$ 697.24
3 2 collections / week	\$ 302.88	\$ 423.86	\$ 554.14	\$ 667.04	\$ 859.62	\$ 1,192.22	\$ 1,394.48
4 3 collections / week	\$ 454.32	\$ 635.79	\$ 831.21	\$ 1,000.56	\$ 1,289.43	\$ 1,788.33	\$ 2,091.72
5 4 collections / week	\$ 605.76	\$ 847.72	\$ 1,108.28	\$ 1,334.08	\$ 1,719.24	\$ 2,384.44	\$ 2,788.96
6 5 collections / week	\$ 757.20	\$ 1,059.65	\$ 1,385.35	\$ 1,667.60	\$ 2,149.05	\$ 2,980.55	\$ 3,486.20
C Commercial Recyclable Materials - Roll-off Box Collection Service		Total Pull Rate					Per CY (For Other Sizes)
1 Recyclable Materials Roll-Off Box Sizes (cubic yards)	6 CY	10 CY	20 CY	30 CY	40 CY		
2 Roll-Off Box Pull Rate	\$745.18	\$ 804.79	\$ 869.17	\$ 1,173.38	\$ 1,466.73	\$ 43.46	
3 Compactor Pull Rate (Customer owned Compactor)	\$ 1,277.31	\$ 1,333.32	\$ 1,389.34	\$ 1,809.53	\$ 2,397.67	\$ 69.47	
4 Compactor Pull Rate (Contractor owned Compactor)	\$ 1,277.31	\$ 1,333.32	\$ 1,389.34	\$ 1,809.53	\$ 2,397.67	\$ 69.47	
D Push Rates		0-25 ft	26-50 ft	51-75 ft	76-100 ft	100+ ft	
1 Push Rate	\$ 180.00	\$ 365.00	\$ 550.00	\$ 730.00	\$ 915.00		
E Bin Cleaning		1-4 CY Bin	5+ CY Bin				
1 Cleaning Rate	\$ 100.00	\$ 125.00					
F Additional Services		Rates					
1 Key Service	\$ 50.00	each month/customer					
2 Difficult to Service Rate	\$ 100.00	each month/customer					

Commercial invoices shall be delinquent when they are unpaid on the last day of the monthly billing cycle. CONTRACTOR may charge a delinquent Customer a late fee which is the greater of \$5.00 or 1.5% per month (not compounded.)

MM&O Collection Form 2I							
MAXIMUM TEMPORARY ROLL-OFF BOX COLLECTION SERVICE RATES							
City of Oakland, CA							
Temporary Roll-Off Box Collection							
A	Temporary Roll-off Box Collection Service	Total Pull Rate					Per CY (For Other Sizes)
1	Recyclable Materials Roll-Off Box Sizes (cubic yards)	6 CY	10 CY	20 CY	30 CY	40 CY	
2	Roll-Off Box Pull Rate	\$745.18	\$ 804.79	\$ 869.17	\$ 1,173.38	\$ 1,466.73	\$ 39.11
3	Compactor Pull Rate (Customer owned Compactor)	\$1,277.31	\$ 1,333.32	\$ 1,389.34	\$ 1,809.53	\$ 2,397.67	\$ 60.32
4	Compactor Pull Rate (Contractor owned Compactor)	\$1,277.31	\$ 1,333.32	\$ 1,389.34	\$ 1,809.53	\$ 2,397.67	\$ 60.32

Temporary Roll-off Box Collection Service invoices shall be delinquent when they are unpaid on the last day of the monthly billing cycle. CONTRACTOR may charge a delinquent Customer a late fee which is the greater of \$5.00 or 1.5% per month (not compounded.)
 * Note: All pull rates consist of Collection rates and franchise fees only. Disposal will be based on actual disposal costs. The total customer rate will be the pull rate and disposal.

MM&O Collection Form 2I-A							
MAXIMUM SPECIAL EVENT COLLECTION SERVICE RATES							
City of Oakland, CA							
Temporary Collection							
A	Temporary Special Event Collection Service	Cart Collection Rate		Roll-off Box Collection Rate			
1	Collection Container Sizes	64 gallon	96 gallon	6 CY	10 CY	20 CY	30 CY
2	Recyclable Materials	\$ 46.99	\$ 49.99	\$745.18	\$ 804.79	\$ 869.17	\$ 1,173.38
3	Mixed Materials	\$ 54.99	\$ 57.99	\$745.18	\$ 804.79	\$ 869.17	\$ 1,173.38
4	Organic Materials	\$ 54.99	\$ 57.99	\$745.18	\$ 804.79	\$ 869.17	\$ 1,173.38

MM&O Collection Form 2J MAXIMUM EMERGENCY COLLECTION SERVICE RATES City of Oakland, CA Emergency Service Rates			
A Emergency Service Rates - Employees			
	Labor Position		Hourly Rate
1	Collection / Transfer Driver		\$ 130.00
2	Equipment loader / operator		\$ 120.00
3	Spotter		\$ 120.00
4	Mechanic		\$ 130.00
5	Sorter		\$ 55.00
6	Dispatcher		\$ 90.00
7	Manager		\$ 150.00
8	Route Manager		\$ 125.00
9	Supervisor		\$ 110.00
10	Admin Support		\$ 90.00
B Emergency Service Rates - Equipment			
	Equipment Type	Make & Model	Hourly Rate
1	Transfer Truck - Diesel	Freightliner / Western Trailer	\$ 100.00
2	Transfer Truck - CNG	Freightliner / Western Trailer	\$ 75.00
3	Front End Loader	Wittke, McNeilus	\$ 75.00
4	Rear End Loader	Wittke, McNeilus	\$ 75.00
5	Roll Off Truck	Wittke, McNeilus	\$ 55.00
6	Flat Bed Truck	Wittke, McNeilus	\$ 45.00
7	Loader L180	CAT	\$ 160.00
8	Dozer D8T	Volvo	\$ 145.00
9	Excavator	CAT	\$ 100.00
10	Pick Up	Ford/Chevrolet	\$ 40.00

MM&O Collection Form 2K City of Oakland, CA Multiple Service Discount Agreement Year 1	
Proposers proposing to offer MM&O Collection Services and Disposal Services shall complete line 1 of MM&O Collection Form 2K to indicate the discount, if any, that will be applied to all proposed rates proposed on MM&O Collection Forms 2A through 2J* in the event both services are awarded to the proposer.	
1 Discount to all proposed rates on MM&O Collection Forms 2A through 2J*	4.10%
Proposers proposing to offer MM&O Collection Services and RR Collection Services shall complete line 2 of MM&O Collection Form 2K to indicate the discount, if any, that will be applied to all proposed rates proposed on MM&O Collection Forms 2A through 2J* in the event both services are awarded to the proposer.	
2 Discount to all proposed rates on MM&O Collection Forms 2A through 2J*	4.10%
Proposers proposing to offer MM&O Collection Services, RR Collection Services and Disposal Services shall complete line 1, 2, and 3 of MM&O Collection Form 2K to indicate the discount, if any, that will be applied to all proposed rates proposed on MM&O Collection Forms 2A through 2J* in the event multiple services are awarded to the proposer.	
3 Discount to all proposed rates on MM&O Collection Forms 2A through 2J* **	5.85%

* Note to proposers: Award of multiple services will not reduce the total franchise fees due to the City.

** Note to proposers proposing on all three services: In the event all three services are awarded the discount on line 3 will apply, in the event a combination of 2 services are awarded, the discount on line 1 or 2 as appropriate will apply.

MM&O Collection Form 2 A
MAXIMUM MONTHLY COLLECTION SERVICE RATES

POTRERO HILLS LANDFILL

MM&O Collection Form 2A MAXIMUM MONTHLY COLLECTION SERVICE RATES Potrero Hills Landfill City of Oakland, CA SFD Cart Collection				
A SFD Collection Service		Rates		
1 Mixed Material Cart Sizes (gallons)	20	32	64	96
2 Disposal Charge Per Ton - Mixed Materials	\$50	\$50	\$50	\$50
3 Monthly Unit Generation Factor (Tons per Month)	0.034	0.054	0.108	0.162
4 Disposal Element (Line A2 times Line A3)	\$ 1.70	\$ 2.70	\$ 5.40	\$ 8.10
5 Collection Element	\$31.80	\$41.68	\$82.00	\$121.76
6 Total Monthly Unit SFD Collection Service Rate (Lines A4 plus A5)	\$ 33.50	\$ 44.38	\$ 87.40	\$ 129.86
B SFD Collection Service - Backyard		Rates		
1 Mixed Material Cart Sizes (gallons)	20	32	64	96
2 Additional Backyard Service Charge	25.86	25.86	25.86	25.86
3 Total Monthly Unit SFD Collection Service - Backyard Rate (Lines A6 plus B2)	\$ 59.36	\$ 70.24	\$ 113.26	\$ 155.72
C Additional Curbside Mixed Materials Cart		Rates		
1 Mixed Material Cart Sizes (gallons)	20	32	64	96
2 Additional Curbside Mixed Materials Cart (decrease to Line A6)	0.00	0.00	0.00	0.00
3 Total Monthly Additional Curbside Cart Rate (Lines A6 plus C2)	\$ 33.50	\$ 44.38	\$ 87.40	\$ 129.86
D Additional Backyard Mixed Materials Cart		Rates		
1 Mixed Material Cart Sizes (gallons)	20	32	64	96
2 Additional Backyard Mixed Materials Cart (decrease to Line B3)	0.00	0.00	0.00	0.00
3 Total Monthly Additional Backyard Cart Rate (Lines B3 plus D2)	\$ 59.36	\$ 70.24	\$ 113.26	\$ 155.72
E Additional Services		Rates		
1 Additional Cart Exchange	\$ 75.00	each additional cart/occurrence		
2 Additional Cart Replacement	\$ 125.00	each additional cart/occurrence		
3 Bulky Goods Overage Rate	\$ 50.00	each overage/cubic yard		
4 Pay-As-You-Go Pick Up	\$ 100.00	each appointment		
5 Extra Service Tag (32 gallon)	\$ 11.25	each tag/occurrence		
6 Mixed Materials Overage Rate	\$ 1.39	each overage/gallon		
7 Sharps Collection (At City Option)	\$ 127.50	each overage/cubic yard		
8 On-call HHW Subscription (Default)	\$ 1.33	Rate per month per customer		
9 On-call HHW Collection (At City Option-included in customer rate) - Percentage	\$ 195.00	each occurrence		
10 Change to Collection Element	4.18%	per Dwelling Unit/month		

SFD invoices shall be delinquent when they are unpaid on the last day of the first month of the bi-monthly billing cycle.
CONTRACTOR may charge a delinquent Customer a late fee which is the greater of \$5.00 or 1.5% per month (not compounded.)

MM&O Collection Form 2B (Default) MAXIMUM MONTHLY COLLECTION SERVICE RATES Potrero Hills Landfill City of Oakland, CA MFD Cart Collection							
The following rates include 1 time per week unlimited subscription to Organic Materials Collection							
A MFD Cart Collection Service		Total Monthly Rate					
		1 x/week	2 x/week	3 x/week	4 x/week	5 x/week	6 x/week
1	20 Gallon Cart						
2	Disposal Charge Per Ton - Mixed Materials	\$ 50.00	\$ 50.00	\$ 50.00	\$ 50.00	\$ 50.00	\$ 50.00
3	Monthly Unit Generation Factor (Tons per Month)	0.031	0.062	0.093	0.124	0.155	0.186
4	Disposal Element (line A2 times Line A3)	\$ 1.55	\$ 3.10	\$ 4.65	\$ 6.20	\$ 7.75	\$ 9.30
5	Collection Element	\$26.41	\$ 52.82	\$ 79.23	\$ 105.64	\$ 132.05	\$ 158.46
6	Total Monthly Unit Collection Service Rate (Lines A4 plus A5)	\$ 27.96	\$ 55.92	\$ 83.88	\$ 111.84	\$ 139.80	\$ 167.76
7	32 Gallon Cart						
8	Disposal Charge Per Ton - Mixed Materials	\$ 50.00	\$ 50.00	\$ 50.00	\$ 50.00	\$ 50.00	\$ 50.00
9	Monthly Unit Generation Factor (Tons per Month)	0.050	0.100	0.150	0.200	0.250	0.300
10	Disposal Element (line A8 times Line A9)	\$ 2.50	\$ 5.00	\$ 7.50	\$ 10.00	\$ 12.50	\$ 15.00
11	Collection Element	\$42.24	\$ 84.48	\$ 126.72	\$ 168.96	\$ 211.20	\$ 253.44
12	Total Monthly Unit Collection Service Rate (Lines A10 plus A11)	\$ 44.74	\$ 89.48	\$ 134.22	\$ 178.96	\$ 223.70	\$ 268.44
13	64 Gallon Cart						
14	Disposal Charge Per Ton - Mixed Materials	\$ 50.00	\$ 50.00	\$ 50.00	\$ 50.00	\$ 50.00	\$ 50.00
15	Monthly Unit Generation Factor (Tons per Month)	0.100	0.200	0.300	0.400	0.500	0.600
16	Disposal Element (line A14 times Line A15)	\$ 5.00	\$ 10.00	\$ 15.00	\$ 20.00	\$ 25.00	\$ 30.00
17	Collection Element	\$84.47	\$ 168.94	\$ 253.41	\$ 337.88	\$ 422.35	\$ 506.82
18	Total Monthly Unit Collection Service Rate (Lines A16 plus A17)	\$ 89.47	\$ 178.94	\$ 268.41	\$ 357.88	\$ 447.35	\$ 536.82
19	96 Gallon Cart						
20	Disposal Charge Per Ton - Mixed Materials	\$ 50.00	\$ 50.00	\$ 50.00	\$ 50.00	\$ 50.00	\$ 50.00
21	Monthly Unit Generation Factor (Tons per Month)	0.149	0.298	0.447	0.596	0.745	0.894
22	Disposal Element (line A20 times Line A21)	\$ 7.45	\$ 14.90	\$ 22.35	\$ 29.80	\$ 37.25	\$ 44.70
23	Collection Element	\$126.77	\$ 253.54	\$ 380.31	\$ 507.08	\$ 633.85	\$ 760.62
24	Total Monthly Unit Collection Service Rate (Lines A22 plus A23)	\$ 134.22	\$ 268.44	\$ 402.66	\$ 536.88	\$ 671.10	\$ 805.32
B MFD Collection Service - Backyard		Total Monthly Rates					
		1 x/week	2 x/week	3 x/week	4 x/week	5 x/week	6 x/week
1	20 Gallon Cart						
2	Additional Backyard Service Charge	25.86	51.72	77.58	103.44	129.30	155.16
3	Total MFD Collection Service - Backyard Rate (Lines A6 plus B2)	\$ 53.82	\$ 107.64	\$ 161.46	\$ 215.28	\$ 269.10	\$ 322.92
4	32 Gallon Cart						
5	Additional Backyard Service Charge	25.86	51.72	77.58	103.44	129.30	155.16
6	Total MFD Collection Service - Backyard Rate (Lines A12 plus B5)	\$ 70.60	\$ 141.20	\$ 211.80	\$ 282.40	\$ 353.00	\$ 423.60
7	64 Gallon Cart						
8	Additional Backyard Service Charge	25.86	51.72	77.58	103.44	129.30	155.16
9	Total MFD Collection Service - Backyard Rate (Lines A18 plus B8)	\$ 115.33	\$ 230.66	\$ 345.99	\$ 461.32	\$ 576.65	\$ 691.98
10	96 Gallon Cart						
11	Additional Backyard Service Charge	25.86	51.72	77.58	103.44	129.30	155.16
12	Total MFD Collection Service - Backyard Rate (Lines A24 plus B11)	\$ 160.08	\$ 320.16	\$ 480.24	\$ 640.32	\$ 800.40	\$ 960.48

MM&O Collection Form 2B (Default)						
MAXIMUM MONTHLY COLLECTION SERVICE RATES						
Potrero Hills Landfill						
City of Oakland, CA						
MFD Cart Collection						
C	Additional Curbside Mixed Materials Cart	Total Monthly Rates				
1	20 Gallon Cart	1 x/week	2 x/week	3 x/week	4 x/week	5 x/week
2	Additional Curbside Mixed Materials Cart (decrease to Line A6)	0.00	0.00	0.00	0.00	0.00
3	Total Monthly Additional Cart Rate (Lines A6 plus C2)	\$ 27.96	\$ 55.92	\$ 83.88	\$ 111.84	\$ 139.80
4	32 Gallon Cart	1 x/week	2 x/week	3 x/week	4 x/week	5 x/week
5	Additional Curbside Mixed Materials Cart (decrease to Line A12)	0.00	0.00	0.00	0.00	0.00
6	Total Monthly Additional Cart Rate (Lines A12 plus C5)	\$ 44.74	\$ 89.48	\$ 134.22	\$ 178.96	\$ 223.70
7	64 Gallon Cart	1 x/week	2 x/week	3 x/week	4 x/week	5 x/week
8	Additional Curbside Mixed Materials Cart (decrease to Line A18)	0.00	0.00	0.00	0.00	0.00
9	Total Monthly Additional Cart Rate (Lines A18 plus C8)	\$ 89.47	\$ 178.94	\$ 268.41	\$ 357.88	\$ 447.35
10	96 Gallon Cart	1 x/week	2 x/week	3 x/week	4 x/week	5 x/week
11	Additional Curbside Mixed Materials Cart (decrease to line A24)	0.00	0.00	0.00	0.00	0.00
12	Total Monthly Additional Cart Rate (Lines A24 plus C11)	\$ 134.22	\$ 268.44	\$ 402.66	\$ 536.88	\$ 671.10
D	Additional Backyard Mixed Materials Cart	Total Monthly Rates				
1	20 Gallon Cart	1 x/week	2 x/week	3 x/week	4 x/week	5 x/week
2	Additional Backyard Mixed Materials Cart (decrease to Line B3)	0.00	0.00	0.00	0.00	0.00
3	Total Monthly Additional Backyard Cart Rate (Lines B3 plus D2)	\$ 53.82	\$ 107.64	\$ 161.46	\$ 215.28	\$ 269.10
4	32 Gallon Cart	1 x/week	2 x/week	3 x/week	4 x/week	5 x/week
5	Additional Backyard Mixed Materials Cart (decrease to Line B6)	0.00	0.00	0.00	0.00	0.00
6	Total Monthly Additional Backyard Cart Rate (Lines B6 plus D5)	\$ 70.60	\$ 141.20	\$ 211.80	\$ 282.40	\$ 353.00
7	64 Gallon Cart	1 x/week	2 x/week	3 x/week	4 x/week	5 x/week
8	Additional Backyard Mixed Materials Cart (decrease to Line B9)	0.00	0.00	0.00	0.00	0.00
9	Total Monthly Additional Backyard Cart Rate (Lines B9 plus D8)	\$ 115.33	\$ 230.66	\$ 345.99	\$ 461.32	\$ 576.65
10	96 Gallon Cart	1 x/week	2 x/week	3 x/week	4 x/week	5 x/week
11	Additional Backyard Mixed Materials Cart (decrease to Line B12)	0.00	0.00	0.00	0.00	0.00
12	Total Monthly Additional Backyard Cart Rate (Lines B12 plus D11)	\$ 160.08	\$ 320.16	\$ 480.24	\$ 640.32	\$ 800.40

MFD invoices shall be delinquent when they are unpaid on the last day of the monthly billing cycle. CONTRACTOR may charge a delinquent Customer a late fee which is the greater of \$5.00 or 1.5% per month (not compounded.)

MM&O Collection Form 2C (Default)							
MAXIMUM MONTHLY COLLECTION SERVICE RATES							
Potrero Hills Landfill							
City of Oakland, CA							
MFD Bin Collection							
The following rates include 1 time per week UNLIMITED subscription to Organic Materials Collection							
A MFD Bin Collection Service		Total Pull Rate					
1 1 CY Bin		1 x/week	2 x/week	3 x/week	4 x/week	5 x/week	6 x/week
2 Disposal Charge Per Ton - Mixed Materials	\$ 50.00	\$ 50.00	\$ 50.00	\$ 50.00	\$ 50.00	\$ 50.00	\$ 50.00
3 Monthly Unit Generation Factor (Tons per Month)	0.311	0.622	0.933	1.244	1.555	1.866	2.177
4 Disposal Element (line A2 times Line A3)	\$ 15.55	\$ 31.10	\$ 46.65	\$ 62.20	\$ 77.75	\$ 93.30	\$ 108.85
5 Collection Element	\$264.07	\$ 528.14	\$ 792.21	\$ 1,056.28	\$ 1,320.35	\$ 1,584.42	\$ 1,848.49
6 Total Monthly Unit Collection Service Rate (Lines A4 plus A5)	\$ 279.62	\$ 559.24	\$ 838.86	\$ 1,118.48	\$ 1,398.10	\$ 1,677.72	\$ 1,957.34
7 1.5 CY Bin		1 x/week	2 x/week	3 x/week	4 x/week	5 x/week	6 x/week
8 Disposal Charge Per Ton - Mixed Materials	\$ 50.00	\$ 50.00	\$ 50.00	\$ 50.00	\$ 50.00	\$ 50.00	\$ 50.00
9 Monthly Unit Generation Factor (Tons per Month)	0.467	0.934	1.401	1.868	2.335	2.802	3.269
10 Disposal Element (line A8 times Line A9)	\$ 23.35	\$ 46.70	\$ 70.05	\$ 93.40	\$ 116.75	\$ 140.10	\$ 163.45
11 Collection Element	\$396.08	\$ 792.16	\$ 1,188.24	\$ 1,584.32	\$ 1,980.40	\$ 2,376.48	\$ 2,772.56
12 Total Monthly Unit Collection Service Rate (Lines A10 plus A11)	\$ 419.43	\$ 838.86	\$ 1,258.29	\$ 1,677.72	\$ 2,097.15	\$ 2,516.58	\$ 2,936.01
13 2 CY Bin		1 x/week	2 x/week	3 x/week	4 x/week	5 x/week	6 x/week
14 Disposal Charge Per Ton - Mixed Materials	\$ 50.00	\$ 50.00	\$ 50.00	\$ 50.00	\$ 50.00	\$ 50.00	\$ 50.00
15 Monthly Unit Generation Factor (Tons per Month)	0.622	1.244	1.866	2.488	3.110	3.732	4.354
16 Disposal Element (line A14 times Line A15)	\$ 31.10	\$ 62.20	\$ 93.30	\$ 124.40	\$ 155.50	\$ 186.60	\$ 217.70
17 Collection Element	\$528.14	\$ 1,056.28	\$ 1,584.42	\$ 2,112.56	\$ 2,640.70	\$ 3,168.84	\$ 3,696.98
18 Total Monthly Unit Collection Service Rate (Lines A16 plus A17)	\$ 559.24	\$ 1,118.48	\$ 1,677.72	\$ 2,236.96	\$ 2,796.20	\$ 3,355.44	\$ 3,914.68
19 3 CY Bin		1 x/week	2 x/week	3 x/week	4 x/week	5 x/week	6 x/week
20 Disposal Charge Per Ton - Mixed Materials	\$ 50.00	\$ 50.00	\$ 50.00	\$ 50.00	\$ 50.00	\$ 50.00	\$ 50.00
21 Monthly Unit Generation Factor (Tons per Month)	0.933	1.866	2.799	3.732	4.665	5.598	6.531
22 Disposal Element (line A20 times Line A21)	\$ 46.65	\$ 93.30	\$ 139.95	\$ 186.60	\$ 233.25	\$ 279.90	\$ 326.55
23 Collection Element	\$792.21	\$ 1,584.42	\$ 2,376.63	\$ 3,168.84	\$ 3,961.05	\$ 4,753.26	\$ 5,545.47
24 Total Monthly Unit Collection Service Rate (Lines A22 plus A23)	\$ 838.86	\$ 1,677.72	\$ 2,516.58	\$ 3,355.44	\$ 4,194.30	\$ 5,033.16	\$ 5,872.02
25 4 CY Bin		1 x/week	2 x/week	3 x/week	4 x/week	5 x/week	6 x/week
26 Disposal Charge Per Ton - Mixed Materials	\$ 50.00	\$ 50.00	\$ 50.00	\$ 50.00	\$ 50.00	\$ 50.00	\$ 50.00
27 Monthly Unit Generation Factor (Tons per Month)	1.245	2.490	3.735	4.980	6.225	7.470	8.715
28 Disposal Element (line A26 times Line A27)	\$ 62.25	\$ 124.50	\$ 186.75	\$ 249.00	\$ 311.25	\$ 373.50	\$ 435.75
29 Collection Element	\$1,056.23	\$ 2,112.46	\$ 3,168.69	\$ 4,224.92	\$ 5,281.15	\$ 6,337.38	\$ 7,393.61
30 Total Monthly Unit Collection Service Rate (Lines A28 plus A29)	\$ 1,118.48	\$ 2,236.96	\$ 3,355.44	\$ 4,473.92	\$ 5,592.40	\$ 6,710.88	\$ 7,829.36
31 6 CY Bin		1 x/week	2 x/week	3 x/week	4 x/week	5 x/week	6 x/week
32 Disposal Charge Per Ton - Mixed Materials	\$ 50.00	\$ 50.00	\$ 50.00	\$ 50.00	\$ 50.00	\$ 50.00	\$ 50.00
33 Monthly Unit Generation Factor (Tons per Month)	1.867	3.734	5.601	7.468	9.335	11.202	13.069
34 Disposal Element (line A32 times Line A33)	\$ 93.35	\$ 186.70	\$ 280.05	\$ 373.40	\$ 466.75	\$ 560.10	\$ 653.45
35 Collection Element	\$1,584.37	\$ 3,168.74	\$ 4,753.11	\$ 6,337.48	\$ 7,921.85	\$ 9,506.22	\$ 11,090.59
36 Total Monthly Unit Collection Service Rate (Lines A34 plus A35)	\$ 1,677.72	\$ 3,355.44	\$ 5,033.16	\$ 6,710.88	\$ 8,388.60	\$ 10,066.32	\$ 11,744.04
37 7 CY Bin		1 x/week	2 x/week	3 x/week	4 x/week	5 x/week	6 x/week
38 Disposal Charge Per Ton - Mixed Materials	\$ 50.00	\$ 50.00	\$ 50.00	\$ 50.00	\$ 50.00	\$ 50.00	\$ 50.00
39 Monthly Unit Generation Factor (Tons per Month)	2.178	4.356	6.534	8.712	10.890	13.068	15.246
40 Disposal Element (line A38 times Line A39)	\$ 108.90	\$ 217.80	\$ 326.70	\$ 435.60	\$ 544.50	\$ 653.40	\$ 762.30
41 Collection Element	\$1,848.44	\$ 3,696.88	\$ 5,545.32	\$ 7,393.76	\$ 9,242.20	\$ 11,090.64	\$ 12,939.08
42 Total Monthly Unit Collection Service Rate (Lines A40 plus A41)	\$ 1,957.34	\$ 3,914.68	\$ 5,872.02	\$ 7,829.36	\$ 9,786.70	\$ 11,744.04	\$ 13,701.38

MM&O Collection Form 2C (Default)						
MAXIMUM MONTHLY COLLECTION SERVICE RATES						
Potrero Hills Landfill						
City of Oakland, CA						
MFD Bin Collection						
B MFD Roll-off Box Collection Service*		Total Pull Rate				
The following rates are pull only and include UNLIMITED subscription to Organic Materials Collection						
1	Mixed Material Roll-Off Box Sizes (cubic yards)	6 CY	10 CY	20 CY	30 CY	40 CY
2	Roll-Off Box Pull Rate	\$755.18	\$815.59	\$880.84	\$1,189.13	\$1,486.41
3	Compactor Pull Rate (Customer owned Compactor)	\$1,287.31	\$1,343.32	\$1,399.34	\$1,819.53	\$2,407.67
4	Compactor Pull Rate (Contractor owned Compactor)	\$1,287.31	\$1,343.32	\$1,399.34	\$1,819.53	\$2,407.67
C Push Rates		0-25 ft	26-50 ft	51-75 ft	76-100 ft	100+ ft
	Push Rate	\$ 180.00	\$ 385.00	\$ 550.00	\$ 730.00	\$ 915.00
D Bin Cleaning		1-4 CY Bin	5+ CY Bin			
	Cleaning Rate	\$ 100.00	\$ 125.00			
E Additional Services		Rates				
1	Additional Cart Exchange	\$ 75.00	each additional cart/occurrence			
2	Additional Cart Replacement	\$ 125.00	each additional cart/occurrence			
3	Additional Bin Exchange	\$ 50.00	each additional bin/occurrence			
4	Additional Bin Replacement	\$ 100.00	each additional bin/occurrence			
5	Bulky Goods Overage Rate	\$ 50.00	each overage/cubic yard			
6	Pay-As-You-Go Pick Up	\$ 100.00	each appointment			
7	Extra Service Tag (32 gallon)	\$ 11.25	each tag/occurrence			
8	Mixed Materials Overage Rate	\$ 1.39	each overage/gallon			
9	Mixed Materials Overage Rate	\$ 127.50	each overage/cubic yard			
10	Organic Materials Overage Rate	\$ 1.39	each overage/gallon			
11	Organic Materials Overage Rate	\$ 127.50	each overage/cubic yard			
12	Sharps Collection (At City Option)	\$ 1.33	Rate per month per customer			
13	On-call HHW Subscription (Default)	\$ 195.00	each occurrence			
	On-call HHW Collection (At City Option-included in customer rate)					
14	- Percentage Change to Collection Element	5.04%	per Dwelling Unit/month			

MFD invoices shall be delinquent when they are unpaid on the last day of the month following the month of service.

MFD invoices shall be delinquent when they are unpaid on the last day of the monthly billing cycle. CONTRACTOR may charge a delinquent Customer a late fee which is the greater of \$5.00 or 1.5% per month (not compounded.)

* Note: All compacted and non-compacted pull rates consist of Collection rates and franchise fees only. Disposal will be based on actual disposal costs. The total customer rate will be the pull rate and disposal.

MM&O Collection Form 2D (Option 1) MAXIMUM MONTHLY COLLECTION SERVICE RATES Potrero Hills Landfill City of Oakland, CA MFD Cart Collection							
The following rates DO NOT include subscription to Organic Materials Collection							
A MFD Cart Collection Service		Total Monthly Rate					
		1 x/week	2 x/week	3 x/week	4 x/week	5 x/week	6 x/week
1	20 Gallon Cart						
2	Disposal Charge Per Ton - Mixed Materials	\$ 50.00	\$ 50.00	\$ 50.00	\$ 50.00	\$ 50.00	\$ 50.00
3	Monthly Unit Generation Factor (Tons per Month)	0.031	0.062	0.093	0.124	0.155	0.186
4	Disposal Element (line A2 times Line A3)	\$ 1.55	\$ 3.10	\$ 4.65	\$ 6.20	\$ 7.75	\$ 9.30
5	Collection Element	\$24.22	\$ 48.44	\$ 72.66	\$ 96.88	\$ 121.10	\$ 145.32
6	Total Monthly Unit Collection Service Rate (Lines A4 plus A5)	\$ 25.77	\$ 51.54	\$ 77.31	\$ 103.08	\$ 128.85	\$ 154.62
7	32 Gallon Cart						
8	Disposal Charge Per Ton - Mixed Materials	\$ 50.00	\$ 50.00	\$ 50.00	\$ 50.00	\$ 50.00	\$ 50.00
9	Monthly Unit Generation Factor (Tons per Month)	0.050	0.100	0.150	0.200	0.250	0.300
10	Disposal Element (line A8 times Line A9)	\$ 2.50	\$ 5.00	\$ 7.50	\$ 10.00	\$ 12.50	\$ 15.00
11	Collection Element	\$38.73	\$ 77.46	\$ 116.19	\$ 154.92	\$ 193.65	\$ 232.38
12	Total Monthly Unit Collection Service Rate (Lines A10 plus A11)	\$ 41.23	\$ 82.46	\$ 123.69	\$ 164.92	\$ 206.15	\$ 247.38
13	64 Gallon Cart						
14	Disposal Charge Per Ton - Mixed Materials	\$ 50.00	\$ 50.00	\$ 50.00	\$ 50.00	\$ 50.00	\$ 50.00
15	Monthly Unit Generation Factor (Tons per Month)	0.100	0.200	0.300	0.400	0.500	0.600
16	Disposal Element (line A14 times Line A15)	\$ 5.00	\$ 10.00	\$ 15.00	\$ 20.00	\$ 25.00	\$ 30.00
17	Collection Element	\$77.46	\$ 154.92	\$ 232.38	\$ 309.84	\$ 387.30	\$ 464.76
18	Total Monthly Unit Collection Service Rate (Lines A16 plus A17)	\$ 82.46	\$ 164.92	\$ 247.38	\$ 329.84	\$ 412.30	\$ 494.76
19	96 Gallon Cart						
20	Disposal Charge Per Ton - Mixed Materials	\$ 50.00	\$ 50.00	\$ 50.00	\$ 50.00	\$ 50.00	\$ 50.00
21	Monthly Unit Generation Factor (Tons per Month)	0.149	0.298	0.447	0.596	0.745	0.894
22	Disposal Element (line A20 times Line A21)	\$ 7.45	\$ 14.90	\$ 22.35	\$ 29.80	\$ 37.25	\$ 44.70
23	Collection Element	\$116.25	\$ 232.50	\$ 348.75	\$ 465.00	\$ 581.25	\$ 697.50
24	Total Monthly Unit Collection Service Rate (Lines A22 plus A23)	\$ 123.70	\$ 247.40	\$ 371.10	\$ 494.80	\$ 618.50	\$ 742.20
B MFD Collection Service - Backyard		Total Monthly Rates					
		1 x/week	2 x/week	3 x/week	4 x/week	5 x/week	6 x/week
1	20 Gallon Cart						
2	Additional Backyard Service Charge	25.86	51.72	77.58	103.44	129.30	155.16
3	Total MFD Collection Service - Backyard Rate (Lines A6 plus B2)	\$ 51.63	\$ 103.26	\$ 154.89	\$ 206.52	\$ 258.15	\$ 309.78
4	32 Gallon Cart						
5	Additional Backyard Service Charge	25.86	51.72	77.58	103.44	129.30	155.16
6	Total MFD Collection Service - Backyard Rate (Lines A12 plus B5)	\$ 67.09	\$ 134.18	\$ 201.27	\$ 268.36	\$ 335.45	\$ 402.54
7	64 Gallon Cart						
8	Additional Backyard Service Charge	25.86	51.72	77.58	103.44	129.30	155.16
9	Total MFD Collection Service - Backyard Rate (Lines A18 plus B8)	\$ 108.32	\$ 216.64	\$ 324.96	\$ 433.28	\$ 541.60	\$ 649.92
10	96 Gallon Cart						
11	Additional Backyard Service Charge	25.86	51.72	77.58	103.44	129.30	155.16
12	Total MFD Collection Service - Backyard Rate (Lines A24 plus B11)	\$ 149.56	\$ 299.12	\$ 448.68	\$ 598.24	\$ 747.80	\$ 897.36

MM&O Collection Form 2D (Option 1) MAXIMUM MONTHLY COLLECTION SERVICE RATES Potrero Hills Landfill City of Oakland, CA MFD Cart Collection						
C	Additional Curbside Mixed Materials Cart	Total Monthly Rates				
1	20 Gallon Cart	1 x/week	2 x/week	3 x/week	4 x/week	5 x/week
2	Additional Curbside Mixed Materials Cart (decrease to Line A6)	0.00	0.00	0.00	0.00	0.00
3	Total Monthly Additional Cart Rate (Lines A6 plus C2)	\$ 25.77	\$ 51.54	\$ 77.31	\$ 103.08	\$ 128.85
4	32 Gallon Cart	1 x/week	2 x/week	3 x/week	4 x/week	5 x/week
5	Additional Curbside Mixed Materials Cart (decrease to Line A12)	0.00	0.00	0.00	0.00	0.00
6	Total Monthly Additional Cart Rate (Lines A12 plus C5)	\$ 41.23	\$ 82.46	\$ 123.69	\$ 164.92	\$ 206.15
7	64 Gallon Cart	1 x/week	2 x/week	3 x/week	4 x/week	5 x/week
8	Additional Curbside Mixed Materials Cart (decrease to Line A18)	0.00	0.00	0.00	0.00	0.00
9	Total Monthly Additional Cart Rate (Lines A18 plus C8)	\$ 82.46	\$ 164.92	\$ 247.38	\$ 329.84	\$ 412.30
10	96 Gallon Cart	1 x/week	2 x/week	3 x/week	4 x/week	5 x/week
11	Additional Curbside Mixed Materials Cart (decrease to line A24)	0.00	0.00	0.00	0.00	0.00
12	Total Monthly Additional Cart Rate (Lines A24 plus C11)	\$ 123.70	\$ 247.40	\$ 371.10	\$ 494.80	\$ 618.50
D	Additional Backyard Mixed Materials Cart	Total Monthly Rates				
1	20 Gallon Cart	1 x/week	2 x/week	3 x/week	4 x/week	5 x/week
2	Additional Backyard Mixed Materials Cart (decrease to Line B3)	0.00	0.00	0.00	0.00	0.00
3	Total Monthly Additional Backyard Cart Rate (Lines B3 plus D2)	\$ 51.63	\$ 103.26	\$ 154.89	\$ 206.52	\$ 258.15
4	32 Gallon Cart	1 x/week	2 x/week	3 x/week	4 x/week	5 x/week
5	Additional Backyard Mixed Materials Cart (decrease to Line B6)	0.00	0.00	0.00	0.00	0.00
6	Total Monthly Additional Backyard Cart Rate (Lines B6 plus D5)	\$ 67.09	\$ 134.18	\$ 201.27	\$ 268.36	\$ 335.45
7	64 Gallon Cart	1 x/week	2 x/week	3 x/week	4 x/week	5 x/week
8	Additional Backyard Mixed Materials Cart (decrease to Line B9)	0.00	0.00	0.00	0.00	0.00
9	Total Monthly Additional Backyard Cart Rate (Lines B9 plus D8)	\$ 108.32	\$ 216.64	\$ 324.96	\$ 433.28	\$ 541.60
10	96 Gallon Cart	1 x/week	2 x/week	3 x/week	4 x/week	5 x/week
11	Additional Backyard Mixed Materials Cart (decrease to Line B12)	0.00	0.00	0.00	0.00	0.00
12	Total Monthly Additional Backyard Cart Rate (Lines B12 plus D11)	\$ 149.56	\$ 299.12	\$ 448.68	\$ 598.24	\$ 747.80
E	MFD Organic Materials Collection Subscription	Total Monthly Rate				
1	Organic Material Cart Sizes (gallons)	20	32	64	96	
2	1 collection / week	\$ 32.06	\$ 43.01	\$ 93.79	\$ 144.52	
3	Additional Cart / week	\$ 32.06	\$ 43.01	\$ 93.79	\$ 144.52	

MFD invoices shall be delinquent when they are unpaid on the last day of the monthly billing cycle. CONTRACTOR may charge a delinquent Customer a late fee which is the greater of \$5.00 or 1.5% per month (not compounded.)

MM&O Collection Form 2E (Option 1) MAXIMUM MONTHLY COLLECTION SERVICE RATES Potrero Hills Landfill City of Oakland, CA MFD Bin Collection							
The following rates DO NOT include subscription to Organic Materials Collection							
A MFD Bin Collection Service		Total Pull Rate					
1 1 CY Bin		1 x/week	2 x/week	3 x/week	4 x/week	5 x/week	6 x/week
2 Disposal Charge Per Ton - Mixed Materials	\$ 50.00	\$ 50.00	\$ 50.00	\$ 50.00	\$ 50.00	\$ 50.00	\$ 50.00
3 Monthly Unit Generation Factor (Tons per Month)	0.311	0.622	0.933	1.244	1.555	1.866	
4 Disposal Element (line A2 times Line A3)	\$ 15.55	\$ 31.10	\$ 46.65	\$ 62.20	\$ 77.75	\$ 93.30	
5 Collection Element	\$242.16	\$ 484.32	\$ 726.48	\$ 968.64	\$ 1,210.80	\$ 1,452.96	
6 Total Monthly Unit Collection Service Rate (Lines A4 plus A5)	\$ 257.71	\$ 515.42	\$ 773.13	\$ 1,030.84	\$ 1,288.55	\$ 1,546.26	
1.5 CY Bin		1 x/week	2 x/week	3 x/week	4 x/week	5 x/week	6 x/week
8 Disposal Charge Per Ton - Mixed Materials	\$ 50.00	\$ 50.00	\$ 50.00	\$ 50.00	\$ 50.00	\$ 50.00	\$ 50.00
9 Monthly Unit Generation Factor (Tons per Month)	0.487	0.934	1.401	1.868	2.335	2.802	
10 Disposal Element (line A8 times Line A9)	\$ 23.35	\$ 46.70	\$ 70.05	\$ 93.40	\$ 116.75	\$ 140.10	
11 Collection Element	\$363.22	\$ 726.44	\$ 1,089.66	\$ 1,452.88	\$ 1,816.10	\$ 2,179.32	
12 Total Monthly Unit Collection Service Rate (Lines A10 plus A11)	\$ 386.57	\$ 773.14	\$ 1,159.71	\$ 1,546.28	\$ 1,932.85	\$ 2,319.42	
2 CY Bin		1 x/week	2 x/week	3 x/week	4 x/week	5 x/week	6 x/week
14 Disposal Charge Per Ton - Mixed Materials	\$ 50.00	\$ 50.00	\$ 50.00	\$ 50.00	\$ 50.00	\$ 50.00	\$ 50.00
15 Monthly Unit Generation Factor (Tons per Month)	0.622	1.244	1.866	2.488	3.110	3.732	
16 Disposal Element (line A14 times Line A15)	\$ 31.10	\$ 62.20	\$ 93.30	\$ 124.40	\$ 155.50	\$ 186.60	
17 Collection Element	\$ 484.33	\$ 968.66	\$ 1,452.99	\$ 1,937.32	\$ 2,421.65	\$ 2,905.98	
18 Total Monthly Unit Collection Service Rate (Lines A16 plus A17)	\$ 515.43	\$ 1,030.86	\$ 1,546.29	\$ 2,061.72	\$ 2,577.15	\$ 3,092.58	
3 CY Bin		1 x/week	2 x/week	3 x/week	4 x/week	5 x/week	6 x/week
20 Disposal Charge Per Ton - Mixed Materials	\$ 50.00	\$ 50.00	\$ 50.00	\$ 50.00	\$ 50.00	\$ 50.00	\$ 50.00
21 Monthly Unit Generation Factor (Tons per Month)	0.933	1.866	2.799	3.732	4.665	5.598	
22 Disposal Element (line A20 times Line A21)	\$ 46.65	\$ 93.30	\$ 139.95	\$ 186.60	\$ 233.25	\$ 279.90	
23 Collection Element	\$726.49	\$ 1,452.98	\$ 2,179.47	\$ 2,905.96	\$ 3,632.45	\$ 4,358.94	
24 Total Monthly Unit Collection Service Rate (Lines A22 plus A23)	\$ 773.14	\$ 1,546.28	\$ 2,319.42	\$ 3,092.56	\$ 3,865.70	\$ 4,638.84	
4 CY Bin		1 x/week	2 x/week	3 x/week	4 x/week	5 x/week	6 x/week
26 Disposal Charge Per Ton - Mixed Materials	\$ 50.00	\$ 50.00	\$ 50.00	\$ 50.00	\$ 50.00	\$ 50.00	\$ 50.00
27 Monthly Unit Generation Factor (Tons per Month)	1.245	2.490	3.735	4.980	6.225	7.470	
28 Disposal Element (line A26 times Line A27)	\$ 62.25	\$ 124.50	\$ 186.75	\$ 249.00	\$ 311.25	\$ 373.50	
29 Collection Element	\$968.61	\$ 1,937.22	\$ 2,905.83	\$ 3,874.44	\$ 4,843.05	\$ 5,811.66	
30 Total Monthly Unit Collection Service Rate (Lines A28 plus A29)	\$ 1,030.86	\$ 2,061.72	\$ 3,092.58	\$ 4,123.44	\$ 5,154.30	\$ 6,185.16	
6 CY Bin		1 x/week	2 x/week	3 x/week	4 x/week	5 x/week	6 x/week
32 Disposal Charge Per Ton - Mixed Materials	\$ 50.00	\$ 50.00	\$ 50.00	\$ 50.00	\$ 50.00	\$ 50.00	\$ 50.00
33 Monthly Unit Generation Factor (Tons per Month)	1.867	3.734	5.601	7.468	9.335	11.202	
34 Disposal Element (line A32 times Line A33)	\$ 93.35	\$ 186.70	\$ 280.05	\$ 373.40	\$ 466.75	\$ 560.10	
35 Collection Element	\$1,452.93	\$ 2,905.86	\$ 4,358.79	\$ 5,811.72	\$ 7,264.65	\$ 8,717.58	
36 Total Monthly Unit Collection Service Rate (Lines A34 plus A35)	\$ 1,546.28	\$ 3,092.56	\$ 4,638.84	\$ 6,185.12	\$ 7,731.40	\$ 9,277.68	
7 CY Bin		1 x/week	2 x/week	3 x/week	4 x/week	5 x/week	6 x/week
38 Disposal Charge Per Ton - Mixed Materials	\$ 50.00	\$ 50.00	\$ 50.00	\$ 50.00	\$ 50.00	\$ 50.00	\$ 50.00
39 Monthly Unit Generation Factor (Tons per Month)	2.178	4.356	6.534	8.712	10.890	13.068	
40 Disposal Element (line A38 times Line A39)	\$ 108.90	\$ 217.80	\$ 326.70	\$ 435.60	\$ 544.50	\$ 653.40	
41 Collection Element	\$1,695.10	\$ 3,390.20	\$ 5,085.30	\$ 6,780.40	\$ 8,475.50	\$ 10,170.60	
42 Total Monthly Unit Collection Service Rate (Lines A40 plus A41)	\$ 1,804.00	\$ 3,608.00	\$ 5,412.00	\$ 7,216.00	\$ 9,020.00	\$ 10,824.00	

MM&O Collection Form 2E (Option 1) MAXIMUM MONTHLY COLLECTION SERVICE RATES Potrero Hills Landfill City of Oakland, CA MFD Bin Collection									
B MFD Roll-off Box Collection Service*		Total Pull Rate							
The following rates are pull only and DO NOT include subscription to Organic Materials Collection									
1	Mixed Material Roll-Off Box Sizes (cubic yards)	6 CY	10 CY	20 CY	30 CY	40 CY			
2	Roll-Off Box Pull Rate	\$755.18	\$815.59	\$880.64	\$1,189.13	\$1,486.41			
3	Compactor Pull Rate (Customer owned Compactor)	\$1,287.31	\$1,343.32	\$1,399.34	\$1,819.53	\$2,407.67			
4	Compactor Pull Rate (Contractor owned Compactor)	\$1,287.31	\$1,343.32	\$1,399.34	\$1,819.53	\$2,407.67			
C MFD Organic Materials Collection Subscription		Total Monthly Rate							
1	Organic Material Bin Sizes (gallons)	1 CY	1.5 CY	2 CY	3 CY	4 CY	6 CY	7 CY	
2	1 collection / week	\$191.82	\$268.44	\$350.96	\$502.93	\$648.13	\$898.90	\$1,051.39	
3	Additional Bin / week	\$191.82	\$268.44	\$350.96	\$502.93	\$648.13	\$898.90	\$1,051.39	
C Push Rates		0-25 ft	26-50 ft	51-75 ft	76-100 ft	100+ ft			
	Push Rate	\$ 180.00	\$ 365.00	\$ 550.00	\$ 730.00	\$ 915.00			
D Bin Cleaning		1-4 CY Bin	5+ CY Bin						
	Cleaning Rate	\$ 100.00	\$ 125.00						
E Additional Services		Rates							
1	Additional Cart Exchange	\$ 75.00	each additional cart/occurrence						
2	Additional Cart Replacement	\$ 125.00	each additional cart/occurrence						
3	Additional Bin Exchange	\$ 50.00	each additional bin/occurrence						
4	Additional Bin Replacement	\$ 100.00	each additional bin/occurrence						
5	Bulky Goods Overage Rate	\$ 50.00	each overage/cubic yard						
6	Pay-As-You-Go Pick Up	\$ 450.00	each appointment						
7	Extra Service Tag (32 gallon)	\$ 11.25	each tag/occurrence						
8	Mixed Materials Overage Rate	\$ 1.39	each overage/gallon						
9	Mixed Materials Overage Rate	\$ 127.50	each overage/cubic yard						
10	Organic Materials Overage Rate	\$ 1.39	each overage/gallon						
11	Organic Materials Overage Rate	\$ 127.50	each overage/cubic yard						
12	Sharps Collection (At City Option)	\$ 1.33	Rate per month per customer						
13	On-call HHW Subscription (Default)	\$ 195.00	each occurrence						
14	On-call HHW Collection (At City Option-included in customer rate) - Percentage Change to Collection Element	5.49%	per Dwelling Unit/month						

MFD invoices shall be delinquent when they are unpaid on the last day of the monthly billing cycle. CONTRACTOR may charge a delinquent Customer a late fee which is the greater of \$5.00 or 1.5% per month (not compounded.)

* Note: All compacted and non-compacted pull rates consist of Collection rates and franchise fees only. Disposal will be based on actual disposal costs. The total customer rate will be the pull rate and disposal.

MM&O Collection Form 2F MAXIMUM MONTHLY COLLECTION SERVICE RATES Potrero Hills Landfill City of Oakland, CA Commercial Cart Collection							
The following rates DO NOT include subscription to Organic Materials Collection							
A Commercial Cart Collection Service				Total Monthly Rate			
1	20 Gallon Cart	1 x/week	2 x/week	3 x/week	4 x/week	5 x/week	6 x/week
2	Disposal Charge Per Ton - Mixed Materials	\$ 50.00	\$ 50.00	\$ 50.00	\$ 50.00	\$ 50.00	\$ 50.00
3	Monthly Unit Generation Factor (Tons per Month)	0.029	0.058	0.087	0.116	0.145	0.174
4	Disposal Element (line A2 times Line A3)	\$ 1.45	\$ 2.90	\$ 4.35	\$ 5.80	\$ 7.25	\$ 8.70
5	Collection Element	\$30.88	\$ 61.76	\$ 92.64	\$ 123.52	\$ 154.40	\$ 185.28
6	Total Monthly Unit Collection Service Rate (Lines A4 plus A5)	\$ 32.33	\$ 64.66	\$ 96.99	\$ 129.32	\$ 161.65	\$ 193.98
7	32 Gallon Cart	1 x/week	2 x/week	3 x/week	4 x/week	5 x/week	6 x/week
8	Disposal Charge Per Ton - Mixed Materials	\$ 50.00	\$ 50.00	\$ 50.00	\$ 50.00	\$ 50.00	\$ 50.00
9	Monthly Unit Generation Factor (Tons per Month)	0.047	0.094	0.141	0.188	0.235	0.282
10	Disposal Element (line A8 times Line A9)	\$ 2.35	\$ 4.70	\$ 7.05	\$ 9.40	\$ 11.75	\$ 14.10
11	Collection Element	\$41.02	\$ 82.04	\$ 123.06	\$ 164.08	\$ 205.10	\$ 246.12
12	Total Monthly Unit Collection Service Rate (Lines A10 plus A11)	\$ 43.37	\$ 86.74	\$ 130.11	\$ 173.48	\$ 216.85	\$ 260.22
13	64 Gallon Cart	1 x/week	2 x/week	3 x/week	4 x/week	5 x/week	6 x/week
14	Disposal Charge Per Ton - Mixed Materials	\$ 50.00	\$ 50.00	\$ 50.00	\$ 50.00	\$ 50.00	\$ 50.00
15	Monthly Unit Generation Factor (Tons per Month)	0.093	0.186	0.279	0.372	0.465	0.558
16	Disposal Element (line A14 times Line A15)	\$ 4.65	\$ 9.30	\$ 13.95	\$ 18.60	\$ 23.25	\$ 27.90
17	Collection Element	\$89.93	\$ 179.86	\$ 269.79	\$ 359.72	\$ 449.65	\$ 539.58
18	Total Monthly Unit Collection Service Rate (Lines A16 plus A17)	\$ 94.58	\$ 189.16	\$ 283.74	\$ 378.32	\$ 472.90	\$ 567.48
19	96 Gallon Cart	1 x/week	2 x/week	3 x/week	4 x/week	5 x/week	6 x/week
20	Disposal Charge Per Ton - Mixed Materials	\$ 50.00	\$ 50.00	\$ 50.00	\$ 50.00	\$ 50.00	\$ 50.00
21	Monthly Unit Generation Factor (Tons per Month)	0.140	0.280	0.420	0.560	0.700	0.840
22	Disposal Element (line A20 times Line A21)	\$ 7.00	\$ 14.00	\$ 21.00	\$ 28.00	\$ 35.00	\$ 42.00
23	Collection Element	\$138.73	\$ 277.46	\$ 416.19	\$ 554.92	\$ 693.65	\$ 832.38
24	Total Monthly Unit Collection Service Rate (Lines A22 plus A23)	\$ 145.73	\$ 291.46	\$ 437.19	\$ 582.92	\$ 728.65	\$ 874.38
B Additional Mixed Materials Cart				Total Monthly Rates			
1	20 Gallon Cart	1 x/week	2 x/week	3 x/week	4 x/week	5 x/week	6 x/week
2	Additional Mixed Materials Cart (decrease to Line A6)	0.00	0.00	0.00	0.00	0.00	0.00
3	Total Monthly Additional Cart Rate (Lines A6 plus B2)	\$ 32.33	\$ 64.66	\$ 96.99	\$ 129.32	\$ 161.65	\$ 193.98
4	32 Gallon Cart	1 x/week	2 x/week	3 x/week	4 x/week	5 x/week	6 x/week
5	Additional Mixed Materials Cart (decrease to Line A12)	0.00	0.00	0.00	0.00	0.00	0.00
6	Total Monthly Additional Cart Rate (Lines A12 plus B5)	\$ 43.37	\$ 86.74	\$ 130.11	\$ 173.48	\$ 216.85	\$ 260.22
7	64 Gallon Cart	1 x/week	2 x/week	3 x/week	4 x/week	5 x/week	6 x/week
8	Additional Mixed Materials Cart (decrease to Line A18)	0.00	0.00	0.00	0.00	0.00	0.00
9	Total Monthly Additional Cart Rate (Lines A18 plus B8)	\$ 94.58	\$ 189.16	\$ 283.74	\$ 378.32	\$ 472.90	\$ 567.48
10	96 Gallon Cart	1 x/week	2 x/week	3 x/week	4 x/week	5 x/week	6 x/week
11	Additional Mixed Materials Cart (decrease to Line A24)	0.00	0.00	0.00	0.00	0.00	0.00
12	Total Monthly Additional Cart Rate (Lines A24 plus B11)	\$ 145.73	\$ 291.46	\$ 437.19	\$ 582.92	\$ 728.65	\$ 874.38

MM&O Collection Form 2F MAXIMUM MONTHLY COLLECTION SERVICE RATES Potrero Hills Landfill City of Oakland, CA Commercial Cart Collection						
C Commercial Organic Materials Collection		Total Monthly Subscription Rate				
		1 x/week	2 x/week	3 x/week	4 x/week	5 x/week
1						
2	20 Gallon Cart Organic Materials Rate	\$ 32.06	\$ 64.12	\$ 96.18	\$ 128.24	\$ 160.30
3	32 Gallon Cart Organic Materials Rate	\$ 43.01	\$ 86.02	\$ 129.03	\$ 172.04	\$ 215.05
4	64 Gallon Cart Organic Materials Rate	\$ 93.79	\$ 187.58	\$ 281.37	\$ 375.16	\$ 468.95
5	96 Gallon Cart Organic Materials Rate	\$ 144.52	\$ 289.04	\$ 433.56	\$ 578.08	\$ 722.60
D Additional Organic Materials Cart		Total Monthly Rates				
		1 x/week	2 x/week	3 x/week	4 x/week	5 x/week
1						
2	Additional 20 Gallon Organic Materials Cart	\$ 32.06	\$ 64.12	\$ 96.18	\$ 128.24	\$ 160.30
3	Additional 32 Gallon Organic Materials Cart	\$ 43.01	\$ 86.02	\$ 129.03	\$ 172.04	\$ 215.05
4	Additional 64 Gallon Organic Materials Cart	\$ 93.79	\$ 187.58	\$ 281.37	\$ 375.16	\$ 468.95
5	Additional 96 Gallon Organic Materials Cart	\$ 144.52	\$ 289.04	\$ 433.56	\$ 578.08	\$ 722.60

Commercial invoices shall be delinquent when they are unpaid on the last day of the monthly billing cycle. CONTRACTOR may charge a delinquent Customer a late fee which is the greater of \$5.00 or 1.5% per month (not compounded.)

MM&O Collection Form 2G MAXIMUM MONTHLY COLLECTION SERVICE RATES Potrero Hills Landfill City of Oakland, CA Commercial Bin Collection							
The following rates DO NOT include subscription to Organic Materials Collection							
A Commercial Bin Collection Service		Total Pull Rate					
1 1 CY Bin		1 x/week	2 x/week	3 x/week	4 x/week	5 x/week	6 x/week
2 Disposal Charge Per Ton - Mixed Materials	\$ 50.00	\$ 50.00	\$ 50.00	\$ 50.00	\$ 50.00	\$ 50.00	\$ 50.00
3 Monthly Unit Generation Factor (Tons per Month)	0.291	0.582	0.873	1.164	1.455	1.746	2.037
4 Disposal Element (line A2 times Line A3)	\$ 14.55	\$ 29.10	\$ 43.65	\$ 58.20	\$ 72.75	\$ 87.30	\$ 101.85
5 Collection Element	\$189.07	\$ 378.14	\$ 567.21	\$ 756.28	\$ 945.35	\$ 1,134.42	\$ 1,323.49
6 Total Monthly Unit Collection Service Rate (Lines A4 + A5)	\$ 203.62	\$ 407.24	\$ 610.86	\$ 814.48	\$ 1,018.10	\$ 1,221.72	\$ 1,425.34
7 1.5 CY Bin		1 x/week	2 x/week	3 x/week	4 x/week	5 x/week	6 x/week
8 Disposal Charge Per Ton - Mixed Materials	\$ 50.00	\$ 50.00	\$ 50.00	\$ 50.00	\$ 50.00	\$ 50.00	\$ 50.00
9 Monthly Unit Generation Factor (Tons per Month)	0.437	0.874	1.311	1.748	2.185	2.622	3.059
10 Disposal Element (line A8 times Line A9)	\$ 21.85	\$ 43.70	\$ 65.55	\$ 87.40	\$ 109.25	\$ 131.10	\$ 152.95
11 Collection Element	\$263.09	\$ 526.18	\$ 789.27	\$ 1,052.36	\$ 1,315.45	\$ 1,578.54	\$ 1,841.63
12 Total Monthly Unit Collection Service Rate (Lines A10 + A11)	\$ 284.94	\$ 569.88	\$ 854.82	\$ 1,139.76	\$ 1,424.70	\$ 1,709.64	\$ 1,994.58
13 2 CY Bin		1 x/week	2 x/week	3 x/week	4 x/week	5 x/week	6 x/week
14 Disposal Charge Per Ton - Mixed Materials	\$ 50.00	\$ 50.00	\$ 50.00	\$ 50.00	\$ 50.00	\$ 50.00	\$ 50.00
15 Monthly Unit Generation Factor (Tons per Month)	0.582	1.164	1.746	2.328	2.910	3.492	4.074
16 Disposal Element (line A14 times Line A15)	\$ 29.10	\$ 58.20	\$ 87.30	\$ 116.40	\$ 145.50	\$ 174.60	\$ 203.70
17 Collection Element	\$343.42	\$ 686.84	\$ 1,030.26	\$ 1,373.68	\$ 1,717.10	\$ 2,060.52	\$ 2,403.94
18 Total Monthly Unit Collection Service Rate (Lines A16 + A17)	\$ 372.52	\$ 745.04	\$ 1,117.56	\$ 1,490.08	\$ 1,862.60	\$ 2,235.12	\$ 2,607.64
19 3 CY Bin		1 x/week	2 x/week	3 x/week	4 x/week	5 x/week	6 x/week
20 Disposal Charge Per Ton - Mixed Materials	\$ 50.00	\$ 50.00	\$ 50.00	\$ 50.00	\$ 50.00	\$ 50.00	\$ 50.00
21 Monthly Unit Generation Factor (Tons per Month)	0.873	1.746	2.619	3.492	4.365	5.238	6.111
22 Disposal Element (line A20 times Line A21)	\$ 43.65	\$ 87.30	\$ 130.95	\$ 174.60	\$ 218.25	\$ 261.90	\$ 305.55
23 Collection Element	\$490.19	\$ 980.38	\$ 1,470.57	\$ 1,960.76	\$ 2,450.95	\$ 2,941.14	\$ 3,431.33
24 Total Monthly Unit Collection Service Rate (Lines A22 + A23)	\$ 533.84	\$ 1,067.68	\$ 1,601.52	\$ 2,135.36	\$ 2,669.20	\$ 3,203.04	\$ 3,736.88
25 4 CY Bin		1 x/week	2 x/week	3 x/week	4 x/week	5 x/week	6 x/week
26 Disposal Charge Per Ton - Mixed Materials	\$ 50.00	\$ 50.00	\$ 50.00	\$ 50.00	\$ 50.00	\$ 50.00	\$ 50.00
27 Monthly Unit Generation Factor (Tons per Month)	1.164	2.328	3.492	4.656	5.820	6.984	8.148
28 Disposal Element (line A26 times Line A27)	\$ 58.20	\$ 116.40	\$ 174.60	\$ 232.80	\$ 291.00	\$ 349.20	\$ 407.40
29 Collection Element	\$629.76	\$ 1,259.52	\$ 1,889.28	\$ 2,519.04	\$ 3,148.80	\$ 3,778.56	\$ 4,408.32
30 Total Monthly Unit Collection Service Rate (Lines A28 + A29)	\$ 687.96	\$ 1,375.92	\$ 2,063.88	\$ 2,751.84	\$ 3,439.80	\$ 4,127.76	\$ 4,815.72
31 6 CY Bin		1 x/week	2 x/week	3 x/week	4 x/week	5 x/week	6 x/week
32 Disposal Charge Per Ton - Mixed Materials	\$ 50.00	\$ 50.00	\$ 50.00	\$ 50.00	\$ 50.00	\$ 50.00	\$ 50.00
33 Monthly Unit Generation Factor (Tons per Month)	1.746	3.492	5.238	6.984	8.730	10.476	12.222
34 Disposal Element (line A32 times Line A33)	\$ 87.30	\$ 174.60	\$ 261.90	\$ 349.20	\$ 436.50	\$ 523.80	\$ 611.10
35 Collection Element	\$866.85	\$ 1,733.70	\$ 2,600.55	\$ 3,467.40	\$ 4,334.25	\$ 5,201.10	\$ 6,067.95
36 Total Monthly Unit Collection Service Rate (Lines A34 + A35)	\$ 954.15	\$ 1,908.30	\$ 2,862.45	\$ 3,816.60	\$ 4,770.75	\$ 5,724.90	\$ 6,679.05
37 7 CY Bin		1 x/week	2 x/week	3 x/week	4 x/week	5 x/week	6 x/week
38 Disposal Charge Per Ton - Mixed Materials	\$ 50.00	\$ 50.00	\$ 50.00	\$ 50.00	\$ 50.00	\$ 50.00	\$ 50.00
39 Monthly Unit Generation Factor (Tons per Month)	2.037	4.074	6.111	8.148	10.185	12.222	14.259
40 Disposal Element (line A38 times Line A39)	\$ 101.85	\$ 203.70	\$ 305.55	\$ 407.40	\$ 509.25	\$ 611.10	\$ 712.95
41 Collection Element	\$1,014.16	\$ 2,028.32	\$ 3,042.48	\$ 4,056.64	\$ 5,070.80	\$ 6,084.96	\$ 7,099.12
42 Total Monthly Unit Collection Service Rate (Lines A40 + A41)	\$ 1,116.01	\$ 2,232.02	\$ 3,348.03	\$ 4,464.04	\$ 5,580.05	\$ 6,696.06	\$ 7,812.07

MM&O Collection Form 2G						
MAXIMUM MONTHLY COLLECTION SERVICE RATES						
Potrero Hills Landfill						
City of Oakland, CA						
Commercial Bin Collection						
B Commercial Roll-off Box Collection Service*			Total Pull Rate			
The following rates are pull only and DO NOT include subscription to Organic Materials Collection			Per CY (For Other Sizes)			
1	Mixed Material Roll-Off Box Sizes (cubic yards)	6 CY	10 CY	20 CY	30 CY	40 CY
2	Roll-Off Box Pull Rate	\$755.18	\$815.59	\$880.84	\$1,189.13	\$1,486.41
3	Compactor Pull Rate (Customer owned Compactor)	\$1,287.31	\$1,343.32	\$1,399.34	\$1,819.53	\$2,407.67
4	Compactor Pull Rate (Contractor owned Compactor)	\$1,287.31	\$1,343.32	\$1,399.34	\$1,819.53	\$2,407.67
C Commercial Organic Materials Collection Subscription			Total Monthly Rate			
1	1 CY Bin	1 x/week	2 x/week	3 x/week	4 x/week	5 x/week
2	Total 1 CY Organic Materials Collection Service Rate	\$191.82	\$ 383.64	\$ 575.46	\$ 767.28	\$ 959.10
3	Total 1.5 CY Organic Materials Collection Service Rate	\$268.44	\$ 536.88	\$ 805.32	\$ 1,073.76	\$ 1,342.20
4	Total 2 CY Organic Materials Collection Service Rate	\$350.96	\$ 701.92	\$ 1,052.88	\$ 1,403.84	\$ 1,754.80
5	Total 3 CY Organic Materials Collection Service Rate	\$502.93	\$ 1,005.86	\$ 1,508.79	\$ 2,011.72	\$ 2,514.65
6	Total 4 CY Organic Materials Collection Service Rate	\$648.13	\$ 1,296.26	\$ 1,944.39	\$ 2,592.52	\$ 3,240.65
7	Total 6 CY Organic Materials Collection Service Rate	\$898.90	\$ 1,797.80	\$ 2,696.70	\$ 3,595.60	\$ 4,494.50
8	Total 7 CY Organic Materials Collection Service Rate	\$1,051.39	\$ 2,102.78	\$ 3,154.17	\$ 4,205.56	\$ 5,256.95
C Push Rates		0-25 ft	26-50 ft	51-75 ft	76-100 ft	100+ ft
	Push Rate	\$ 180.00	\$ 365.00	\$ 550.00	\$ 730.00	\$ 915.00
D Bin Cleaning		1-4 CY Bin	5+ CY Bin			
	Cleaning Rate	\$ 100.00	\$ 125.00			
E Additional Services		Rates				
1	Additional Cart Exchange	\$ 75.00	each additional cart/occurrence			
2	Additional Cart Replacement	\$ 125.00	each additional cart/occurrence			
3	Additional Bin Exchange	\$ 50.00	each additional bin/occurrence			
4	Additional Bin Replacement	\$ 100.00	each additional bin/occurrence			
5	Pay-As-You-Go Pick Up	\$ 450.00	each appointment			
6	Extra Service Tag (32 gallon)	\$ 11.25	each tag/occurrence			
7	Mixed Materials Overage Rate	\$ 1.39	each overage/gallon			
8	Mixed Materials Overage Rate	\$ 127.50	each overage/cubic yard			
9	Organic Materials Overage Rate	\$ 1.39	each overage/gallon			
10	Organic Materials Overage Rate	\$ 127.50	each overage/cubic yard			

Commercial invoices shall be delinquent when they are unpaid on the last day of the monthly billing cycle. CONTRACTOR may charge a delinquent Customer a late fee which is the greater of \$5.00 or 1.5% per month (not compounded.)

* Note: All compacted and non-compacted pull rates consist of Collection rates and franchise fees only. Disposal will be based on actual disposal costs. The total customer rate will be the pull rate and disposal.

MM&O Collection Form 2H MAXIMUM MONTHLY COLLECTION SERVICE RATES City of Oakland, CA Non-Exclusive Commercial Recyclable Materials Collection								
A Commercial Recyclable Materials - Cart		Total Monthly Rate						
1	Recyclable Materials Cart Sizes (gallons)	20	32	64	96			
2	1 collection / week	\$ 30.46	\$ 40.86	\$ 89.10	\$ 137.29			
3	2 collections / week	\$ 60.91	\$ 81.72	\$ 178.20	\$ 176.62			
4	3 collections / week	\$ 91.37	\$ 122.58	\$ 267.30	\$ 264.93			
5	4 collections / week	\$ 121.83	\$ 163.44	\$ 356.40	\$ 353.24			
6	5 collections / week	\$ 152.29	\$ 204.30	\$ 445.50	\$ 441.55			
B Commercial Recyclable Materials - Bin		Total Monthly Rate						
1	Recyclable Materials Bin Sizes (Cubic Yard)	1	1.5	2	3	4	6	7
2	1 collection / week	\$ 151.44	\$ 211.93	\$ 277.07	\$ 333.52	\$ 429.81	\$ 596.11	\$ 697.24
3	2 collections / week	\$ 302.88	\$ 423.86	\$ 554.14	\$ 667.04	\$ 859.62	\$ 1,192.22	\$ 1,394.48
4	3 collections / week	\$ 454.32	\$ 635.79	\$ 831.21	\$ 1,000.56	\$ 1,289.43	\$ 1,788.33	\$ 2,091.72
5	4 collections / week	\$ 605.76	\$ 847.72	\$ 1,108.28	\$ 1,334.08	\$ 1,719.24	\$ 2,384.44	\$ 2,788.96
6	5 collections / week	\$ 757.20	\$ 1,059.65	\$ 1,385.35	\$ 1,667.60	\$ 2,149.05	\$ 2,980.55	\$ 3,486.20
C Commercial Recyclable Materials - Roll-off Box Collection Service		Total Pull Rate					Per CY (For Other Sizes)	
1	Recyclable Materials Roll-Off Box Sizes (cubic yards)	6 CY	10 CY	20 CY	30 CY	40 CY		
2	Roll-Off Box Pull Rate	\$755.18	\$ 815.59	\$ 880.84	\$ 1,189.13	\$ 1,486.41	\$ 44.04	
3	Compactor Pull Rate (Customer owned Compactor)	\$ 1,287.31	\$ 1,343.32	\$ 1,399.34	\$ 1,819.53	\$ 2,407.67	\$ 69.97	
4	Compactor Pull Rate (Contractor owned Compactor)	\$ 1,287.31	\$ 1,343.32	\$ 1,399.34	\$ 1,819.53	\$ 2,407.67	\$ 69.97	
D Push Rates		0-25 ft	26-50 ft	51-75 ft	76-100 ft	100+ ft		
1	Push Rate	\$ 180.00	\$ 365.00	\$ 550.00	\$ 730.00	\$ 915.00		
E Bin Cleaning		1-4 CY Bin	5+ CY Bin					
1	Cleaning Rate	\$ 100.00	\$ 125.00					
F Additional Services		Rates						
1	Key Service	\$ 50.00	each month/customer					
2	Difficult to Service Rate	\$ 100.00	each month/customer					
Commercial invoices shall be delinquent when they are unpaid within 15 days of the invoice date.								

Commercial invoices shall be delinquent when they are unpaid on the last day of the monthly billing cycle. CONTRACTOR may charge a delinquent Customer a late fee which is the greater of \$5.00 or 1.5% per month (not compounded.)

MM&O Collection Form 2I MAXIMUM TEMPORARY ROLL-OFF BOX COLLECTION SERVICE RATES City of Oakland, CA Temporary Roll-Off Box Collection						
A	Temporary Roll-off Box Collection Service	Total Pull Rate				
		6 CY	10 CY	20 CY	30 CY	40 CY
1	Recyclable Materials Roll-Off Box Sizes (cubic yards)					
2	Roll-Off Box Pull Rate	\$755.18	\$ 815.59	\$ 880.84	\$ 1,189.13	\$ 1,486.41
3	Compactor Pull Rate (Customer owned Compactor)	\$1,287.31	\$ 1,343.32	\$ 1,399.34	\$ 1,819.53	\$ 2,407.67
4	Compactor Pull Rate (Contractor owned Compactor)	\$1,287.31	\$ 1,343.32	\$ 1,399.34	\$ 1,819.53	\$ 2,407.67
						Per CY (For Other Sizes)
						\$ 39.64
						\$ 60.65
						\$ 60.65

Temporary Roll-off Box Collection Service invoices shall be delinquent when they are unpaid on the last day of the monthly billing cycle. CONTRACTOR may charge a delinquent Customer a late fee which is the greater of \$5.00 or 1.5% per month (not compounded.)
 * Note: All pull rates consist of Collection rates and franchise fees only. Disposal will be based on actual disposal costs. The total customer rate will be the pull rate and disposal.

MM&O Collection Form 2I-A MAXIMUM SPECIAL EVENT COLLECTION SERVICE RATES City of Oakland, CA Temporary Collection						
A	Temporary Special Event Collection Service	Cart Collection Rate		Roll-off Box Collection Rate		
		64 gallon	96 gallon	6 CY	10 CY	20 CY
1	Collection Container Sizes					
2	Recyclable Materials	\$ 48.99	\$ 49.99	\$755.18	\$ 815.59	\$ 880.84
3	Mixed Materials	\$ 54.99	\$ 57.99	\$755.18	\$ 815.59	\$ 880.84
4	Organic Materials	\$ 54.99	\$ 57.99	\$755.18	\$ 815.59	\$ 880.84
						\$ 1,189.13
						\$ 1,189.13
						\$ 1,189.13

MM&O Collection Form 2J MAXIMUM EMERGENCY COLLECTION SERVICE RATES City of Oakland, CA Emergency Service Rates		
A Emergency Service Rates - Employees		
	Labor Position	Hourly Rate
1	Collection / Transfer Driver	\$ 130.00
2	Equipment loader / operator	\$ 120.00
3	Spotter	\$ 120.00
4	Mechanic	\$ 130.00
5	Sorter	\$ 55.00
6	Dispatcher	\$ 90.00
7	Manager	\$ 150.00
8	Route Manager	\$ 125.00
9	Supervisor	\$ 110.00
10	Admin Support	\$ 90.00
B Emergency Service Rates - Equipment		
	Equipment Type	Make & Model
1	Transfer Truck - Diesel	Freightliner / Western Trailer
2	Transfer Truck - CNG	Freightliner / Western Trailer
3	Front End Loader	Wittke, McNeilus
4	Rear End Loader	Wittke, McNeilus
5	Roll Off Truck	Wittke, McNeilus
6	Flat Bed Truck	Wittke, McNeilus
7	Loader L180	CAT
8	Dozer D8T	Volvo
9	Excavator	CAT
10	Pick Up	Ford/Chevrolet

MM&O Collection Form 2K City of Oakland, CA Multiple Service Discount Agreement Year 1	
Proposers proposing to offer MM&O Collection Services and Disposal Services shall complete line 1 of MM&O Collection Form 2K to indicate the discount, if any, that will be applied to all proposed rates proposed on MM&O Collection Forms 2A through 2J* in the event both services are awarded to the proposer.	
1 Discount to all proposed rates on MM&O Collection Forms 2A through 2J*	4.10%
Proposers proposing to offer MM&O Collection Services and RR Collection Services shall complete line 2 of MM&O Collection Form 2K to indicate the discount, if any, that will be applied to all proposed rates proposed on MM&O Collection Forms 2A through 2J* in the event both services are awarded to the proposer.	
2 Discount to all proposed rates on MM&O Collection Forms 2A through 2J*	4.10%
Proposers proposing to offer MM&O Collection Services, RR Collection Services and Disposal Services shall complete line 1, 2, and 3 of MM&O Collection Form 2K to indicate the discount, if any, that will be applied to all proposed rates proposed on MM&O Collection Forms 2A through 2J* in the event multiple services are awarded to the proposer.	
3 Discount to all proposed rates on MM&O Collection Forms 2A through 2J* **	5.85%

* Note to proposers: Award of multiple services will not reduce the total franchise fees due to the City.

** Note to proposers proposing on all three services: In the event all three services are awarded the discount on line 3 will apply, in the event a combination of 2 services are awarded, the discount on line 1 or 2 as appropriate will apply.

WM Alameda County Additions to MM&O Collection Services Form 2

**MM&O COLLECTION SERVICES FORM 2
MAXIMUM RECYCLING SERVICE RATES PROPOSAL**

WM of Alameda County has the following alternative pricing options to MM&O Collection Services Form 2:

1. MM&O Contract, Exhibit 2, Pages 102 - 104 (Exception)

➤ Alternative Price Increase Methodology

Adjustment

- See Adjustments section 18 for clarification. Adjustment to all proposed rates on MM&O Collection Form 2A through 2J is a reduction of 5.23% or \$6,272,000.00 in year 1.

2. MM&O RFP, Section 3.1.5, Page 3-5, Lines 354 - 356 (Exception)

➤ Alternative CART replacement methodology - 20% in year one

- “Under the new MM&O Collection Services Contract, the MM&O Collection Services Contractor must provide NEW Carts available in sizes of approximately: 20, 32, 64, and 96-gallon capacity. Twenty percent of said new Carts will be provided during the initial year of the MM&O Collection Services Contract, and the remaining amounts pursuant to the Transition Plan set forth in Exhibit 6 of the MM&O Collection Services Contract.”

➤ Adjustment

- See Adjustments section 20 for clarification. Adjustment to all proposed rates on MM&O Collection Form 2A through 2J is a reduction of .62% or \$746,500 in year 1.

3. MM&O RFP, Section 3.1.5, Page 3-5, Lines 354 - 356 (Alternative)

➤ Alternative CART replacement methodology

- Based on customer need year one - “Under the new MM&O Collection Services Contract, and at the election of Customers, the MM&O Collection Services Contractor will provide NEW Carts available in sizes of approximately: 20, 32, 64, and 96-gallon capacity.”

➤ Adjustment

- See Adjustments section. Adjustment to all proposed rates on MM&O Collection Form 2A through 2J is a reduction of .75% or \$905,124.00 in year 1.

5 This page intentionally left blank.

1391

MM&O COLLECTION SERVICES FORM 3
PROPOSAL BOND FORM

KNOW ALL PERSONS BY THESE PRESENTS:

THAT Waste Management of Alameda County, Inc.

Liberty Mutual Insurance Company

(hereinafter called the principal), as principal and a corporation organized and doing business under and by virtue of the laws of the State of Massachusetts and duly licensed for the purpose of making, guaranteeing or becoming sole surety upon bonds or undertakings required or authorized by the laws of the State of California, as Surety, are held and firmly bound unto the City of Oakland, a municipal corporation, (hereinafter called the Obligee) in the just and full sum of One Hundred Thousand Dollars (\$100,000) lawful money of the United States of America, for the payment of which, well and truly to be made, we hereby bind ourselves and each of our successors and assigns, jointly and severally, firmly by these presents.

THE CONDITION OF THIS OBLIGATION IS SUCH THAT, WHEREAS, the above bounden principal as aforesaid, is about to hand in and submit the obligee a proposal for MM&O Collection Services.

In accordance with the plans and specifications filed in the office of the obligee and under the notice inviting proposals therefore.

NOW, THEREFORE, if the proposal as submitted by the said principal shall be accepted, and the Contract for such work or supplies be awarded to the principal, and the said principal shall fail, neglect or refuse to enter into a Contract to perform said work or deliver said supplies, and furnish good and sufficient bond therefore, then the amount of this bond shall be declared to be forfeited to said obligee City of Oakland as liquidated damages, it being agreed that said City will suffer damages as a result of such failure, neglect or refusal of the principal and that such damages are and will continue to be, impracticable and extremely difficult to determine.

IN WITNESS WHEREOF, said Principal and said Surety have caused these presents to be duly signed and sealed this 12th day of December, 2012.

Waste Management of Alameda County, Inc.

By: Stephanie WigginsStephanie Wiggins, Attorney-in-Fact
Liberty Mutual Insurance Company

(Acknowledgment of Surety is required.
See reverse side.)

By: Lupe Tyler

Lupe Tyler,

Attorney-in-Fact

MM&O COLLECTION SERVICES FORM 3
PROPOSAL BOND FORM

ACKNOWLEDGMENT

TEXAS

State of ~~California~~ ^{TEXAS}, County of HARRIS


On 12/12/12 before me, Jennifer Sue Copeland (Insert name and title of the officer) personally appeared, Lupe Tyler, Attorney-in-Fact who proved to on the basis of satisfactory evidence to be the Person(s) whose name(s) is/are subscribed to the within instrument and acknowledged to me that he/she/they executed the same in his/her/their authorized capacity(ies), and that by his/her/their authorized capacity(ies), and that on the instrument the Person(s), or the entity upon behalf of which the Person(s) acted, executed the instrument.

I certify under PENALTY OF PERJURY under the laws of the State of California that the foregoing paragraph is true and correct.

WITNESS my hand and official seal.

Signature

Jennifer Sue Copeland



Proposal BOND					to CITY OF OAKLAND A Municipal Corporation	Dated <u>12/12/12</u> , 2012	

1392



Aon Risk Services Southwest, Inc.
5555 San Felipe, Suite 1500
Houston, TX 77056

Memorandum

DATE: October 12, 2012

TO: **Dave Horn**
Waste Management of Alameda County, Inc.
172 98th Avenue
Oakland, CA 94603

FROM: **Jennifer Copeland, Aon Risk Services Southwest, Inc.**

RE: City of Oakland (3 bid bonds/consents of surety)
Bid Date: 12th day of December, 2012

Dave:

Enclosed are the Bid Bonds and Consents of Surety recently requested by your business unit. Please submit the enclosed originals to the Obligee in your bid package and keep a copy for your files.

As part of WM's relationship with the surety, we have assured them that we will provide the bid results once published. Therefore, please inform your Corporate office whether your business unit is awarded the bid or not.

If you have any questions or need further assistance, please contact the Financial Assurance department at your Corporate office; contact information is:

- Gineth Mata 713-394-2317
- Ruby Lopez 713-512-6537
- Laura Sudduth 713-512-6536

Good luck with your bid!

enclosures

cc: Donna Meals – Director, Financial Assurance – WM Corporate

CERTIFICATE OF ACKNOWLEDGEMENT OF PRINCIPAL


State of TEXAS;

County of HARRIS;

On this 12th day of December, 2012, before me personally appeared Stephanie Wiggins, to me personally known, who being by me duly sworn did say that he/she is the Attorney-in-Fact of Waste Management of Alameda County, Inc. and that the seal affixed to said instrument is the corporate seal of said corporation, and that the instrument was signed and sealed on behalf of the corporation and that he/she acknowledged the instrument to be the free act and deed of said corporation.

Given under my hand and seal of office this 12th day of December, 2012.

SEAL



Jennifer Sue Copeland
Notary Public in and for
The State of TEXAS
My Commission expires: 07/27/2015

THIS POWER OF ATTORNEY IS NOT VALID UNLESS IT IS PRINTED ON RED BACKGROUND.

This Power of Attorney limits the acts of those named herein, and they have no authority to bind the Company except in the manner and to the extent herein stated.

5481974

Certificate No. _____

American Fire and Casualty Company
The Ohio Casualty Insurance Company
West American Insurance Company

Liberty Mutual Insurance Company
Peerless Insurance Company

POWER OF ATTORNEY

KNOWN ALL PERSONS BY THESE PRESENTS: That American Fire & Casualty Company and The Ohio Casualty Insurance Company are corporations duly organized under the laws of the State of Ohio, that Liberty Mutual Insurance Company is a corporation duly organized under the laws of the State of Massachusetts, that Peerless Insurance Company is a corporation duly organized under the laws of the State of New Hampshire, and West American Insurance Company is a corporation duly organized under the laws of the State of Indiana (herein collectively called the "Companies"), pursuant to and by authority herein set forth, does hereby name, constitute and appoint, **DONNA L. WILLIAMS; JENNIFER COPELAND; LISA A. WARD; LUPE TYLER; MARGARET BUBOLTZ; MICHAEL J. HERROD; NANCY THOMAS; U. THERESA GARDNER; WENDY W. STUCKEY**

all of the city of HOUSTON, state of TX each individually if there be more than one named, its true and lawful attorney-in-fact to make, execute, seal, acknowledge and deliver, for and on its behalf as surety and as its act and deed, any and all undertakings, bonds, recognizances and other surety obligations, in pursuance of these presents and shall be as binding upon the Companies as if they have been duly signed by the president and attested by the secretary of the Companies in their own proper persons.

IN WITNESS WHEREOF, this Power of Attorney has been subscribed by an authorized officer or official of the Companies and the corporate seals of the Companies have been affixed thereto this 25th day of July, 2012.



American Fire and Casualty Company
The Ohio Casualty Insurance Company
Liberty Mutual Insurance Company
Peerless Insurance Company
West American Insurance Company

By: Gregory W. Davenport
Gregory W. Davenport, Assistant Secretary

STATE OF WASHINGTON ss
COUNTY OF KING

On this 25th day of July, 2012, before me personally appeared Gregory W. Davenport, who acknowledged himself to be the Assistant Secretary of American Fire and Casualty Company, Liberty Mutual Insurance Company, The Ohio Casualty Insurance Company, Peerless Insurance Company and West American Insurance Company, and that he, as such, being authorized so to do, execute the foregoing instrument for the purposes therein contained by signing on behalf of the corporations by himself as a duly authorized officer.

IN WITNESS WHEREOF, I have hereunto subscribed my name and affixed my notarial seal at Seattle, Washington, on the day and year first above written.



By: KD Riley
KD Riley, Notary Public

This Power of Attorney is made and executed pursuant to and by authority of the following By-laws and Authorizations of American Fire and Casualty Company, The Ohio Casualty Insurance Company, Liberty Mutual Insurance Company, West American Insurance Company and Peerless Insurance Company, which resolutions are now in full force and effect reading as follows:

ARTICLE IV – OFFICERS – Section 12. Power of Attorney. Any officer or other official of the Corporation authorized for that purpose in writing by the Chairman or the President, and subject to such limitation as the Chairman or the President may prescribe, shall appoint such attorneys-in-fact, as may be necessary to act in behalf of the Corporation to make, execute, seal, acknowledge and deliver as surety any and all undertakings, bonds, recognizances and other surety obligations. Such attorneys-in-fact, subject to the limitations set forth in their respective powers of attorney, shall have full power to bind the Corporation by their signature and execution of any such instruments and to attach thereto the seal of the Corporation. When so executed, such instruments shall be as binding as if signed by the President and attested to by the Secretary. Any power or authority granted to any representative or attorney-in-fact under the provisions of this article may be revoked at any time by the Board, the Chairman, the President or by the officer or officers granting such power or authority.

ARTICLE XIII – Execution of Contracts – SECTION 5. Surety Bonds and Undertakings. Any officer of the Company authorized for that purpose in writing by the chairman or the president, and subject to such limitations as the chairman or the president may prescribe, shall appoint such attorneys-in-fact, as may be necessary to act in behalf of the Company to make, execute, seal, acknowledge and deliver as surety any and all undertakings, bonds, recognizances and other surety obligations. Such attorneys-in-fact subject to the limitations set forth in their respective powers of attorney, shall have full power to bind the Company by their signature and execution of any such instruments and to attach thereto the seal of the Company. When so executed such instruments shall be as binding as if signed by the president and attested by the secretary.

Certificate of Designation – The President of the Company, acting pursuant to the Bylaws of the Company, authorizes Gregory W. Davenport, Assistant Secretary to appoint such attorney-in-fact as may be necessary to act on behalf of the Company to make, execute, seal, acknowledge and deliver as surety any and all undertakings, bonds, recognizances and other surety obligations.

Authorization – By unanimous consent of the Company's Board of Directors, the Company consents that facsimile or mechanically reproduced signature of any assistant secretary of the Company, wherever appearing upon a certified copy of any power of attorney issued by the Company in connection with surety bonds, shall be valid and binding upon the Company with the same force and effect as though manually affixed.

I, David M. Carey, the undersigned, Assistant Secretary, of American Fire and Casualty Company, The Ohio Casualty Insurance Company, Liberty Mutual Insurance Company, West American Insurance Company and Peerless Insurance Company do hereby certify that the original power of attorney of which the foregoing is a full, true and correct copy of the Power of Attorney executed by said Companies, is in full force and effect and has not been revoked.

IN TESTIMONY WHEREOF, I have hereunto set my hand and affixed the seals of said Companies this 12th day of December, 2012.



By: David M. Carey
David M. Carey, Assistant Secretary

To confirm the validity of this Power of Attorney call
1-610-832-8240 between 9:00 am and 4:30 pm EST on any business day.

POWER OF ATTORNEY

KNOWN ALL MEN BY THESE PRESENTS that each of the entities listed on Exhibit A attached hereto (individually, the "Corporation"), has constituted and appointed and does hereby constitute and appoint Margaret Buboltz, Jennifer S. Copeland, Michael J. Herrod, Wendy W. Stuckey, Nancy Thomas, Lupe Tyler, Stephenie Whittington, and Stephanie Wiggins of Aon Risk Services Southwest, Inc., each its true and lawful Attorney-in-fact to execute under such designation in its name and to affix its corporate seal to deliver for and on its behalf as surety thereon or otherwise, bonds of any of the following classes, to wit:

1. Surety bonds to the United States of America or any agency thereof, including lease and miscellaneous surety bonds required or permitted under the laws, ordinances or regulations of any State, City, Town, Village, Board or any other body or organization, public or private.
2. Bonds on behalf of contractors in connection with bids, proposals or contracts.


The foregoing powers granted by the Corporation shall be subject to and conditional upon the written direction of any officer (or any designee of any such officer) to execute and deliver any such bonds.


The signatures and attestations of such Attorneys-in-fact and the seal of the Corporation may be affixed to any such bond, policy or to any certificate relating thereto by facsimile and any such bond, policy or certificate bearing such facsimile signatures or facsimile seal shall be valid and binding upon the Corporation when so affixed.

IN WITNESS WHEREOF, the Corporation has caused these presents to be signed by its Vice President and Treasurer and its corporate seal to be hereto affixed this 12th day of December, 2012.

Witness:

Waste Management, Inc.


Donna L. Meals
Director, Financial Assurance


Devina A. Rankin
Vice President and Treasurer

Affiliate Entity Report

Active Legal Entities

Name	Federal ID No.	Entity Type	State of Incorporation
0842463 B.C. Ltd.		Corporation	British Columbi
1-800-Pack-Rat, LLC	20-2107163	Limited Liability Company	Delaware
1329409 Ontario Inc.	NA-0000001	Corporation	Ontario
2M Investments, L.L.C.	87-0681820	Limited Liability Company	Utah
3368084 Canada Inc.	NA-0000003	Corporation	Canada
635952 Ontario Inc.	NA-0000005	Corporation	Ontario
Acaverde S.A. de C.V.	NA-0000010	Corporation	Mexico
Acaverde Servicios, S.A. de C.V.	NA-0000011	Corporation	Mexico
Advanced Environmental Technical Services, L.L.C.	36-4016575	Limited Liability Company	Delaware
Agilyx Corporation		Corporation	Washington
Agnion Energy Inc.		Corporation	Delaware
Akron Regional Landfill, Inc.	31-1595650	Corporation	Delaware
Alabama Waste Disposal Solutions, L.L.C.	76-0641853	Limited Liability Company	Alabama
Alliance Sanitary Landfill, Inc.	23-2383025	Corporation	Pennsylvania
Alpharetta Transfer Station, LLC	20-1457486	Limited Liability Company	Georgia
American Landfill, Inc.	34-1355783	Corporation	Ohio
Anderson Landfill, Inc.	76-0590137	Corporation	Delaware
Antelope Valley Recycling and Disposal Facility, Inc.	95-3344381	Corporation	California
Aptwater, Inc.		Corporation	Delaware
Arden Landfill, Inc.	25-1249512	Corporation	Pennsylvania
Articulus spolka z ograniczona odpowiedzialnoscia		Limited Liability Company	Poland
Atlantic Waste Disposal, Inc.	36-3852536	Corporation	Delaware
Automated Salvage Transport Co., L.L.C.	04-3735644	Limited Liability Company	Delaware
Auxiwaste Services SA	NA-0000013	Corporation	France
Avalon South, LLC	26-3549579	Limited Liability Company	Delaware
Avalon Southwest, Inc.	26-2817237	Corporation	Delaware
Azusa Land Reclamation, Inc.	95-2908438	Corporation	California
B&B Landfill, Inc.	20-1469925	Corporation	Delaware
Barre Landfill Gas Associates, L.P.	06-1438474	Limited Partnership	Delaware
Beecher Development Company	36-3381285	Joint Venture	Illinois
Big Belly Solar, Inc.	33-1056366	Corporation	Delaware
Big Dipper Enterprises, Inc.	45-0325454	Corporation	North Dakota
Bluegrass Containment, L.L.C.	76-0641298	Limited Liability Company	Delaware
Blueoak Resources, Inc.		Corporation	Delaware
Burnsville Sanitary Landfill, Inc.	41-1882463	Corporation	Minnesota
CA Newco, L.L.C.	35-2228276	Limited Liability Company	Delaware
Cal Sierra Disposal	94-2349727	Corporation	California
California Asbestos Monofill, Inc.	68-0232434	Corporation	California
Canadian Waste Services Holdings Inc.	NA-0000020	Corporation	Ontario
Capital Sanitation Company	88-0121888	Corporation	Nevada
Capitol Disposal, Inc.	76-0638591	Corporation	Alaska
Carolina Grading, Inc.	57-0923608	Corporation	South Carolin
Cedar Ridge Landfill, Inc.	62-1727570	Corporation	Delaware
Central Disposal Systems, Inc.	42-0995450	Corporation	Iowa
Chadwick Road Landfill, Inc.	58-1798581	Corporation	Georgia
Chambers Clearview Environmental Landfill, Inc.	25-1652556	Corporation	Mississippi
Chambers Development Company, Inc.	25-1214958	Corporation	Delaware
Chambers Development of Ohio, Inc.	51-0396835	Corporation	Ohio
Chambers of Georgia, Inc.	58-2397639	Corporation	Delaware
Chambers of Mississippi, Inc.	25-1628285	Corporation	Mississippi
Chemical Waste Management of Indiana, L.L.C.	36-4067587	Limited Liability Company	Delaware
Chemical Waste Management of the Northwest, Inc.	91-1089393	Corporation	Washington

Affiliate Entity Report

Active Legal Entities

Name	Federal ID No.	Entity Type	State of Incorporation
Chemical Waste Management, Inc.	36-2989152	Corporation	Delaware
Chesser Island Road Landfill, Inc.	58-2364490	Corporation	Georgia
City Environmental Services, Inc. of Waters	38-3020069	Corporation	Michigan
City Environmental, Inc.	38-3407576	Corporation	Delaware
Cleburne Landfill Company Corp.	59-3069374	Corporation	Alabama
Coast Waste Management, Inc.	95-2557952	Corporation	California
Connecticut Valley Sanitary Waste Disposal, Inc.	04-2796580	Corporation	Massachusetts
Conservation Services, Inc.	84-0915035	Corporation	Colorado
Corporate Housing Initiatives II Limited Partnership	52-1854657	Limited Partnership	Delaware
Coshocton Landfill, Inc.	31-1214800	Corporation	Ohio
Cougar Landfill, Inc.	76-0211843	Corporation	Texas
Countryside Landfill, Inc.	36-2838336	Corporation	Illinois
CR Group, LLC	87-0629120	Limited Liability Company	Utah
Cuyahoga Landfill, Inc.	76-0680495	Corporation	Delaware
CWM Chemical Services, L.L.C.	36-4203347	Limited Liability Company	Delaware
Dafter Sanitary Landfill, Inc.	38-2754804	Corporation	Michigan
Dauphin Meadows, Inc.	23-2390183	Corporation	Pennsylvania
Deep Valley Landfill, Inc.	23-2886200	Corporation	Delaware
Deer Track Park Landfill, Inc.	39-1802678	Corporation	Delaware
Del Almo Landfill, L.L.C.	74-3055347	Limited Liability Company	Delaware
Delaware Recyclable Products, Inc.	51-0334417	Corporation	Delaware
Dickinson Landfill, Inc.	76-0325384	Corporation	Delaware
Disposal Service, Incorporated	55-0618479	Corporation	West Virginia
Doctor Bramblett Road, LLC	38-3699621	Limited Liability Company	Georgia
Dominium Opportunity Fund, A California Limited Partnership	95-4507794	Limited Partnership	California
Downtown Diversion Inc.	80-0069661	Corporation	California
DriveGreen, LLC		Limited Liability Company	Delaware
E.C. Waste, Inc.	66-0523535	Corporation	Puerto Rico
Earthmovers Landfill, L.L.C.	61-1342591	Limited Liability Company	Delaware
East Liverpool Landfill, Inc.	34-1637446	Corporation	Ohio
Eastern One Land Corporation	76-0695122	Corporation	Delaware
Eco-Vista, LLC	72-1541909	Limited Liability Company	Arkansas
eCycling Services, L.L.C.	38-3684879	Limited Liability Company	Delaware
El Coqui Landfill Company, Inc.	66-0555785	Corporation	Puerto Rico
El Coqui Waste Disposal, Inc.	76-0480500	Corporation	Delaware
ELDA Landfill, Inc.	76-0639272	Corporation	Delaware
Elk River Landfill, Inc.	41-1283941	Corporation	Minnesota
Enerkem, Inc.		Corporation	Quebec
Envirofil of Illinois, Inc.	37-0957555	Corporation	Illinois
Evergreen Landfill, Inc.	76-0472693	Corporation	Delaware
Evergreen National Indemnity Company	UK-0000142	Corporation	Ohio
Evergreen Recycling and Disposal Facility, Inc.	76-0638587	Corporation	Delaware
Feather River Disposal, Inc.	06-1479349	Corporation	California
Ferrybridge MFE Limited		Private Limited Company	United Kingdom
Fulcrum Bioenergy, Inc.	33-1173733	Corporation	Delaware
G.I. Industries	87-0430285	Corporation	Utah
GA Landfills, Inc.	58-2293782	Corporation	Delaware
Gallia Landfill, Inc.	31-1509605	Corporation	Delaware
Garick, LLC	26-4094112	Limited Liability Company	Delaware
Garnet of Maryland, Inc.	52-1916417	Corporation	Maryland
Gartran, L.L.C.	55-0908146	Limited Liability Company	Ohio
Gateway Transfer Station, LLC	20-1457460	Limited Liability Company	Georgia

Affiliate Entity Report

Active Legal Entities

Name	Federal ID No.	Entity Type	State of Incorporation
Genomatica, Inc.		Corporation	Delaware
Georgia Waste Systems, Inc.	58-1028526	Corporation	Georgia
Giordano Recycling, L.L.C.	20-2098765	Limited Liability Company	Delaware
Glades Landfill, LLC	73-1630187	Limited Liability Company	Florida
Glen's Sanitary Landfill, Inc.	38-2065407	Corporation	Michigan
Grand Central Sanitary Landfill, Inc.	23-2049337	Corporation	Pennsylvania
Greenbow, LLC	05-0605713	Limited Liability Company	Alabama
Greenleaf Compaction, Inc.	86-0668806	Corporation	Arizona
Grupo WMX, S.A. De C.V.	NA-0000039	Corporation	Mexico
Guadalupe Mines Mutual Water Company	77-0398278	Not For Profit Corporation	California
Guadalupe Rubbish Disposal Co., Inc.	95-2746842	Corporation	California
Guam Resource Recovery Partners, L.P.	36-4149976	Limited Partnership	Delaware
Ham Lake Haulers, Inc.	41-1704537	Corporation	Minnesota
Harris Sanitation, Inc.	59-1219741	Corporation	Florida
Harvest Power, Inc.		Corporation	Delaware
Harwood Landfill, Inc.	52-1637402	Corporation	Maryland
Hedco Landfill Limited	NA-0000040	Corporation	England
High Mountain Fuels LLC	26-2268599	Limited Liability Company	Delaware
Hillsboro Landfill Inc.	93-0760239	Corporation	Oregon
Holyoke Sanitary Landfill, Inc.	04-2481863	Corporation	Massachusetts
IN Landfills, L.L.C.	61-1342588	Limited Liability Company	Delaware
InEnTec Inc.	45-2730230	Corporation	Delaware
International Environmental Management, Inc.	58-2016302	Corporation	Georgia
Jahner Sanitation, Inc.	45-0410330	Corporation	North Dakota
Jay County Landfill, L.L.C.	61-1342592	Limited Liability Company	Delaware
JFS (UK) Limited	NA-0000044	Corporation	England
K and W Landfill Inc.	38-2504167	Corporation	Michigan
Keene Road Landfill, Inc.	59-2044226	Corporation	Florida
Kelly Run Sanitation, Inc.	25-1696669	Corporation	Pennsylvania
Key Disposal Ltd.	NA-0000045	Corporation	British Colum
KeyCorp Investment Limited Partnership	34-1783428	Limited Partnership	Ohio
King George Landfill Properties, LLC	27-0747734	Limited Liability Company	Virginia
King George Landfill, Inc.	54-1632805	Corporation	Virginia
La Quinta Medical/Commercial Plaza, Ltd.	95-4357859	Limited Partnership	California
Lakeville Recycling, L.P.	36-3730138	Limited Partnership	Delaware
Land Reclamation Company, Inc.	36-3640284	Corporation	Delaware
Land South Holdings, LLC	20-5908782	Limited Liability Company	Delaware
Landfill Services of Charleston, Inc.	55-0731302	Corporation	West Virginia
Laurel Highlands Landfill, Inc.	25-1640583	Corporation	Pennsylvania
LCS Services, Inc.	55-0673745	Corporation	West Virginia
Liberty Landfill, L.L.C.	61-1342590	Limited Liability Company	Delaware
Liberty Lane West Owners' Association	36-4163829	Not For Profit Corporation	New Hampshi
Liquid Waste Management, Inc.	95-2779930	Corporation	California
Longleaf C&D Disposal Facility, Inc.	59-3598129	Corporation	Florida
Looney Bins, Inc.	95-4704325	Corporation	California
Mahoning Landfill, Inc.	34-1047662	Corporation	Ohio
Mass Gravel Inc.	04-3117495	Corporation	Massachusetts
Mc Ginnes Industrial Maintenance Corporation	74-1532790	Corporation	Texas
McDaniel Landfill, Inc.	45-0399545	Corporation	North Dakota
McGill Landfill, Inc.	38-3076718	Corporation	Michigan
Meadowfill Landfill, Inc.	31-1509701	Corporation	Delaware
Michigan Environs, Inc.	38-2434760	Corporation	Michigan

Affiliate Entity Report

Active Legal Entities

Name	Federal ID No.	Entity Type	State of Incorporation
MicroGREEN Polymers, Inc.		Corporation	Washington
Midwest One Land Corporation	20-0606093	Corporation	Delaware
Modern-Mallard Energy, LLC	57-1161216	Limited Liability Company	Delaware
Modesto Garbage Co., Inc.	94-1643145	Corporation	California
Moor Refuse, Inc.	33-0622768	Corporation	California
Mountain Indemnity Insurance Company	03-0328445	Corporation	Vermont
Mountainview Landfill, Inc. (MD)	25-1538716	Corporation	Maryland
Mountainview Landfill, Inc. (UT)	76-0548746	Corporation	Utah
Multifuel Energy Limited		Corporation	Scotland
Nassau Landfill, L.L.C.	37-1487482	Limited Liability Company	Delaware
National Guaranty Insurance Company of Vermont	36-3643755	Corporation	Vermont
New England CR L.L.C.	04-3735642	Limited Liability Company	Delaware
New Milford Connecticut Farms, LLC	20-5485974	Limited Liability Company	Delaware
New Milford Landfill, L.L.C.	76-0641312	Limited Liability Company	Delaware
New Orleans Landfill, L.L.C.	38-3699690	Limited Liability Company	Delaware
NH/VT Energy Recovery Corporation	02-0390004	Corporation	New Hampshire
North Manatee Recycling and Disposal Facility, L.L.C.	26-0283104	Limited Liability Company	Florida
Northwestern Landfill, Inc.	52-2023458	Corporation	Delaware
Nu-Way Live Oak Reclamation, Inc.	68-0236308	Corporation	Delaware
Oakleaf Global Holdings, Inc.	20-5028389	Corporation	Delaware
Oakleaf Waste Management Ltd.		Corporation	Canada
Oakleaf Waste Management, Inc.	51-0455625	Corporation	Delaware
Oakleaf Waste Management, LLC	06-1429625	Limited Liability Company	Connecticut
Oakridge Landfill, Inc.	25-1547187	Corporation	South Carolina
Oakwood Landfill, Inc.	57-0974474	Corporation	South Carolina
OGH Acquisition Corporation	26-0638020	Corporation	Delaware
Okeechobee Landfill, Inc.	25-1628636	Corporation	Florida
Ozark Ridge Landfill, Inc.	71-0692520	Corporation	Arkansas
P & R Environmental Industries, L.L.C.	04-3735653	Limited Liability Company	North Carolina
Pacific Waste Management L.L.C.	98-0227312	Limited Liability Company	Delaware
Palmetto Seed Capital Fund	57-0889130	Trust	South Carolina
Pappy, Inc.	52-1561430	Corporation	Maryland
Peltz H.C., LLC	UK-0000100	Limited Liability Company	Wisconsin
Pen-Rob, Inc.	86-0504613	Corporation	Arizona
Peninsula Compost Company, LLC	68-0646332	Limited Liability Company	Delaware
Penuelas Valley Landfill, Inc.	66-0560251	Corporation	Puerto Rico
People's Landfill, Inc.	38-3406998	Corporation	Delaware
Peterson Demolition, Inc.	41-1625867	Corporation	Minnesota
Phoenix Resources, Inc.	23-2483102	Corporation	Pennsylvania
Pine Grove Landfill, Inc. (PA)	23-2388139	Corporation	Pennsylvania
Pine Tree Acres, Inc.	38-2544258	Corporation	Michigan
PPP Corporation	23-2146479	Corporation	Delaware
Pro-Vigil, Inc.	20-5569163	Corporation	Texas
ProCentury Corporation	UK-0000026	Corporation	Ohio
Quail Hollow Landfill, Inc.	62-1727567	Corporation	Delaware
Qualanex, LLC		Limited Liability Company	Delaware
Questquill Limited	98-0221631	Corporation	United Kingdom
R & B Landfill, Inc.	25-1754371	Corporation	Georgia
RAA Colorado, L.L.C.	20-2587942	Limited Liability Company	Colorado
RAA Trucking, LLC	39-2040612	Limited Liability Company	Wisconsin
RCI Hudson, Inc.	04-3044820	Corporation	Massachusetts
Recycle America Co., L.L.C.	04-3735636	Limited Liability Company	Delaware

Affiliate Entity Report

Active Legal Entities

Name	Federal ID No.	Entity Type	State of Incorporation
Recycle America Holdings, Inc.	72-1541913	Corporation	Delaware
RecycleRewards, Inc.	20-8779718	Corporation	Delaware
Redwood Landfill, Inc.	94-1443150	Corporation	Delaware
REEnwal-WM, LLC	46-0600708	Limited Liability Company	Delaware
Refuse Services, Inc.	59-1098850	Corporation	Florida
Refuse, Inc.	88-0094235	Corporation	Nevada
Reliable Landfill, L.L.C.	73-1654400	Limited Liability Company	Delaware
Remote Landfill Services, Inc.	62-1421307	Corporation	Tennessee
Renmatix, Inc.	26-1641190	Corporation	Delaware
Reno Disposal Co.	88-0087833	Corporation	Nevada
Resco Holdings L.L.C.	20-0584193	Limited Liability Company	Delaware
Resource Control Composting, Inc.	04-3044833	Corporation	Massachusetts
Resource Control, Inc.	04-2655361	Corporation	Massachusetts
Richland County Landfill, Inc.	58-1708996	Corporation	South Carolin
Riverbend Landfill Co.	93-0724866	Corporation	Oregon
RTS Landfill, Inc.	58-1924102	Corporation	Delaware
Rust Engineering & Construction Inc.	63-1081016	Corporation	Delaware
Rust Engineering (Thailand) Ltd	NA-0000162	Corporation	Thailand
Rust International Inc.	63-1081055	Corporation	Delaware
S & J Landfill Limited Partnership	76-0404581	Limited Partnership	Texas
S & S Grading, Inc.	58-1858013	Corporation	West Virginia
S&T Materials, LLC	26-3327760	Limited Liability Company	Florida
Sanifill de Mexico (US), Inc.	76-0419331	Corporation	Delaware
Sanifill de Mexico, S.A. de C.V.	NA-0000070	Corporation	Mexico
SC Holdings, Inc.	36-2898300	Corporation	Pennsylvania
Serubam Servicos Urbanos E Ambientais Ltda	NA-0000077	Corporation	Brazil
SES Bridgeport L.L.C.	36-4057298	Limited Liability Company	Delaware
Shade Landfill, Inc.	23-2886198	Corporation	Delaware
Shanghai Environment Group Company Limited		Joint Venture	People's Repu
Sierra Estrella Landfill, Inc.	86-0717293	Corporation	Arizona
Southern Alleghenies Landfill, Inc.	25-1249160	Corporation	Pennsylvania
Southern One Land Corporation	72-1534481	Corporation	Delaware
Southern Waste Services, L.L.C.	61-1342585	Limited Liability Company	Delaware
Spruce Ridge, Inc.	41-1591957	Corporation	Minnesota
Stony Hollow Landfill, Inc.	76-0638597	Corporation	Delaware
Suburban Landfill, Inc.	76-0638596	Corporation	Delaware
Swire Waste Management Limited	35-2436387	Private Limited Company	Hong Kong
Terrabon, Inc.		Corporation	Delaware
TerraFuels, LLC	27-4393572	Limited Liability Company	Texas
Texarkana Landfill, L.L.C.	30-0239245	Limited Liability Company	Delaware
Texas Pack Rat - Austin #1 LLC	20-3668884	Limited Liability Company	Texas
Texas Pack Rat - Dallas #1 LLC	26-2054900	Limited Liability Company	Texas
Texas Pack Rat - Houston #1 LLC	20-4572488	Limited Liability Company	Texas
Texas Pack Rat - Houston #2 LLC	20-5227255	Limited Liability Company	Texas
Texas Pack Rat - Houston #3 LLC	20-5227324	Limited Liability Company	Texas
Texas Pack Rat - San Antonio #1 LLC	20-4572603	Limited Liability Company	Texas
Texas Pack Rat Service Company LLC		Limited Liability Company	Texas
The Peltz Group, LLC	05-0545181	Limited Liability Company	Wisconsin
The Trashmasters Waste and Recycling Services, Inc.	93-1038408	Corporation	Oregon
The Waste Management Charitable Foundation	04-3073733	Not For Profit Corporation	Delaware
The Woodlands of Van Buren, Inc.	36-3791221	Corporation	Delaware
Thermal Remediation Solutions, L.L.C.	91-1865607	Limited Liability Company	Oregon

Affiliate Entity Report

Active Legal Entities

Name	Federal ID No.	Entity Type	State of Incorporation
TNT Sands, Inc.	57-0937314	Corporation	South Carolin
Trail Ridge Landfill, Inc.	36-3667296	Corporation	Delaware
Transamerican Waste Central Landfill, Inc.	76-0463386	Corporation	Delaware
Trash Hunters, Inc.	64-0852590	Corporation	Mississippi
TrashCo Inc.	26-1885543	Corporation	Delaware
TX Newco, L.L.C.	61-1468715	Limited Liability Company	Delaware
United Waste Systems Leasing, Inc.	38-3324143	Corporation	Michigan
United Waste Systems of Gardner, Inc.	04-3320949	Corporation	Massachusetts
USA South Hills Landfill, Inc.	25-1139448	Corporation	Pennsylvania
USA Valley Facility, Inc.	23-2886199	Corporation	Delaware
USA Waste Geneva Landfill, Inc.	34-1802751	Corporation	Delaware
USA Waste Landfill Operations and Transfer, Inc.	76-0435557	Corporation	Texas
USA Waste of California, Inc.	68-0306154	Corporation	Delaware
USA Waste of Pennsylvania, LLC	74-2921886	Limited Liability Company	Delaware
USA Waste of Texas Landfills, Inc.	76-0322548	Corporation	Delaware
USA Waste of Virginia Landfills, Inc.	58-1932248	Corporation	Delaware
USA Waste Services of NYC, Inc.	11-3301808	Corporation	Delaware
USA Waste-Management Resources, LLC	13-3853086	Limited Liability Company	New York
USA-Crinc, L.L.C.	04-3735654	Limited Liability Company	Delaware
UWS Barre, Inc.	04-3320948	Corporation	Massachusetts
Valley Garbage and Rubbish Company, Inc.	95-2090787	Corporation	California
VaporLok Products, LLC		Limited Liability Company	Delaware
VaporLok Technology, LLC	20-1508559	Limited Liability Company	Delaware
Vern's Refuse Service, Inc.	45-0435644	Corporation	North Dakota
VFB, LLC	22-3842831	Limited Liability Company	New Jersey
VHG, Inc.	UK-0000023	Corporation	Minnesota
Vickery Environmental, Inc.	31-1153176	Corporation	Ohio
Vista Landfill, LLC	59-3652174	Limited Liability Company	Florida
Voyageur Disposal Processing, Inc.	41-1734827	Corporation	Minnesota
Warner Company	51-0281233	Corporation	Delaware
Warner Hill Development Company	34-1043478	Corporation	Ohio
Waste Away Group, Inc.	63-0898842	Corporation	Alabama
Waste Management Arizona Landfills, Inc.	86-0683003	Corporation	Delaware
Waste Management Buckeye, L.L.C.	26-0076809	Limited Liability Company	Delaware
Waste Management Collection and Recycling, Inc.	95-2621587	Corporation	California
Waste Management Disposal Services of Colorado, Inc.	84-1004487	Corporation	Colorado
Waste Management Disposal Services of Maine, Inc.	01-0392888	Corporation	Maine
Waste Management Disposal Services of Maryland, Inc.	36-2898301	Corporation	Maryland
Waste Management Disposal Services of Massachusetts, Inc.	04-2320990	Corporation	Massachusetts
Waste Management Disposal Services of Oregon, Inc.	36-3548405	Corporation	Delaware
Waste Management Disposal Services of Pennsylvania, Inc.	23-1655318	Corporation	Pennsylvania
Waste Management Disposal Services of Virginia, Inc.	36-3791008	Corporation	Delaware
Waste Management Holdings, Inc.	36-2660763	Corporation	Delaware
Waste Management Inc. of Florida	59-1094518	Corporation	Florida
Waste Management Indycoke, L.L.C.	81-0640497	Limited Liability Company	Delaware
Waste Management International, Inc.	36-3255004	Corporation	Delaware
Waste Management National Services, Inc.	76-0686861	Corporation	Delaware
Waste Management New England Environmental Transport, Inc.	04-3509618	Corporation	Delaware
Waste Management of Alameda County, Inc.	94-0727420	Corporation	California
Waste Management of Alaska, Inc.	91-1879241	Corporation	Delaware
Waste Management of Arizona, Inc.	86-0198265	Corporation	California
Waste Management of Arkansas, Inc.	04-2814811	Corporation	Delaware

Affiliate Entity Report

Active Legal Entities

Name	Federal ID No.	Entity Type	State of Incorporation
Waste Management of California, Inc.	95-1735737	Corporation	California
Waste Management of Canada Corporation	87-6294844	Corporation	Ontario
Waste Management of Carolinas, Inc.	56-0731307	Corporation	North Carolina
Waste Management of Colorado, Inc.	84-0523684	Corporation	Colorado
Waste Management of Connecticut, Inc.	06-1485581	Corporation	Delaware
Waste Management of Delaware, Inc.	51-0094505	Corporation	Delaware
Waste Management of Fairless, L.L.C.	26-3468180	Limited Liability Company	Delaware
Waste Management of Five Oaks Recycling and Disposal Facility, Inc.	37-1035820	Corporation	Delaware
Waste Management of Georgia, Inc.	36-3319564	Corporation	Georgia
Waste Management of Hawaii, Inc.	76-0638599	Corporation	Delaware
Waste Management of Idaho, Inc.	82-0364976	Corporation	Idaho
Waste Management of Illinois, Inc.	36-2660859	Corporation	Delaware
Waste Management of Indiana Holdings One, Inc.	36-4039079	Corporation	Delaware
Waste Management of Indiana Holdings Two, Inc.	36-4059574	Corporation	Delaware
Waste Management of Indiana, L.L.C.	36-4071447	Limited Liability Company	Delaware
Waste Management of Iowa, Inc.	42-0824220	Corporation	Iowa
Waste Management of Kansas, Inc.	48-0634806	Corporation	Kansas
Waste Management of Kentucky Holdings, Inc.	36-4059575	Corporation	Delaware
Waste Management of Kentucky, L.L.C.	36-4035849	Limited Liability Company	Delaware
Waste Management of Leon County, Inc.	36-3319565	Corporation	Florida
Waste Management of Londonderry, Inc.	20-5657050	Corporation	Delaware
Waste Management of Louisiana Holdings One, Inc.	36-4142119	Corporation	Delaware
Waste Management of Louisiana, L.L.C.	36-4119910	Limited Liability Company	Delaware
Waste Management of Maine, Inc.	01-0267739	Corporation	Maine
Waste Management of Maryland, Inc.	52-0250430	Corporation	Maryland
Waste Management of Massachusetts, Inc.	04-2535063	Corporation	Massachusetts
Waste Management of Metro Atlanta, Inc.	58-1937966	Corporation	Georgia
Waste Management of Michigan, Inc.	38-1214786	Corporation	Michigan
Waste Management of Minnesota, Inc.	36-2698820	Corporation	Minnesota
Waste Management of Mississippi, Inc.	36-3005295	Corporation	Mississippi
Waste Management of Missouri, Inc.	43-0992367	Corporation	Delaware
Waste Management of Montana, Inc.	36-3564773	Corporation	Delaware
Waste Management of Nebraska, Inc.	36-3469702	Corporation	Delaware
Waste Management of Nevada, Inc.	88-0394159	Corporation	Nevada
Waste Management of New Hampshire, Inc.	04-2482447	Corporation	Connecticut
Waste Management of New Jersey, Inc.	36-3700143	Corporation	Delaware
Waste Management of New Mexico, Inc.	85-0229020	Corporation	New Mexico
Waste Management of New York, L.L.C.	36-4206797	Limited Liability Company	Delaware
Waste Management of North Dakota, Inc.	36-3798294	Corporation	Delaware
Waste Management of Ohio, Inc.	25-1673264	Corporation	Ohio
Waste Management of Oklahoma, Inc.	73-0685975	Corporation	Oklahoma
Waste Management of Oregon, Inc.	93-0612655	Corporation	Oregon
Waste Management of Pennsylvania Gas Recovery, L.L.C.	20-2926331	Limited Liability Company	Delaware
Waste Management of Pennsylvania, Inc.	25-1232336	Corporation	Pennsylvania
Waste Management of Plainfield, L.L.C.	76-0722971	Limited Liability Company	Delaware
Waste Management of Rhode Island, Inc.	36-3668109	Corporation	Delaware
Waste Management of South Carolina, Inc.	36-2935124	Corporation	South Carolina
Waste Management of South Dakota, Inc.	46-0348394	Corporation	South Dakota
Waste Management of Texas Holdings, Inc.	43-1976001	Corporation	Delaware
Waste Management of Texas, Inc.	75-1223528	Corporation	Texas
Waste Management of Tunica Landfill, Inc.	64-0869334	Corporation	Mississippi
Waste Management of Utah, Inc.	87-0302156	Corporation	Utah

Affiliate Entity Report

Active Legal Entities

Name	Federal ID No.	Entity Type	State of Incorporation
Waste Management of Virginia, Inc.	25-1578667	Corporation	Virginia
Waste Management of Washington, Inc.	36-3846342	Corporation	Delaware
Waste Management of West Virginia, Inc.	36-3553198	Corporation	Delaware
Waste Management of Wisconsin, Inc.	39-0967466	Corporation	Wisconsin
Waste Management of Wyoming, Inc.	36-3828554	Corporation	Delaware
Waste Management Partners, Inc.	36-3220911	Corporation	Delaware
Waste Management Recycling and Disposal Services of California,	95-2370376	Corporation	California
Waste Management Recycling of New Jersey, L.L.C.	04-3735640	Limited Liability Company	Delaware
Waste Management Service Center, Inc.	20-4017651	Corporation	Delaware
Waste Management, Inc.	73-1309529	Corporation	Delaware
Waste Management, Inc. of Tennessee	36-2935128	Corporation	Tennessee
Waste Resources of Tennessee, Inc.	54-0838353	Corporation	Tennessee
Waste to Energy Holdings, Inc.	76-0652923	Corporation	Delaware
Waste to Energy I, LLC	02-0519035	Limited Liability Company	Delaware
Waste to Energy II, LLC	02-0519036	Limited Liability Company	Delaware
Wasteless Environmental Services Inc.		Corporation	Canada
WESI Baltimore Inc.	02-0357495	Corporation	Delaware
WESI Capital Inc.	36-3861933	Corporation	Delaware
WESI Peekskill Inc.	02-0363274	Corporation	Delaware
WESI Westchester Inc.	02-0360305	Corporation	Delaware
Westchester Resco Associates, L.P.	02-0367753	Limited Partnership	Delaware
Western One Land Corporation	76-0688224	Corporation	Delaware
Western Waste Industries	95-1946054	Corporation	California
Western Waste of Texas, L.L.C.	30-0239250	Limited Liability Company	Delaware
Wheelabrator Baltimore L.L.C.	36-4057301	Limited Liability Company	Delaware
Wheelabrator Baltimore, L.P.	36-4057307	Limited Partnership	Maryland
Wheelabrator Bridgeport, L.P.	36-4057309	Limited Partnership	Delaware
Wheelabrator Cedar Creek Inc.	02-0443870	Corporation	Delaware
Wheelabrator Chambers Inc.	26-3194113	Corporation	Delaware
Wheelabrator China Holdings, Limited	*23-50847741	Corporation	Hong Kong
Wheelabrator Claremont Company, L.P.	02-0390003	Limited Partnership	Delaware
Wheelabrator Claremont Inc.	20-4284300	Corporation	Delaware
Wheelabrator Concord Company, L.P.	02-0394017	Limited Partnership	Delaware
Wheelabrator Concord Inc.	02-0393450	Corporation	Delaware
Wheelabrator Connecticut Inc.	36-3908786	Corporation	Delaware
Wheelabrator Culm Services Inc.	02-0442574	Corporation	Delaware
Wheelabrator Environmental Systems Inc.	02-0412779	Corporation	Delaware
Wheelabrator Environmental Technologies Consulting (Shanghai) C	27-2548111	Limited Liability Company	People's Rep
Wheelabrator Falls Inc.	04-3024782	Corporation	Delaware
Wheelabrator Frackville Energy Company Inc.	02-0393452	Corporation	Delaware
Wheelabrator Frackville Properties Inc.	04-3100742	Corporation	Delaware
Wheelabrator Frederick Inc.	27-1502145	Corporation	Delaware
Wheelabrator Fuel Services Inc.	02-0442576	Corporation	Delaware
Wheelabrator Gloucester Company, L.P.	02-0396724	Limited Partnership	New Jersey
Wheelabrator Gloucester Inc.	02-0391601	Corporation	Delaware
Wheelabrator Guam Inc.	36-3926262	Corporation	Delaware
Wheelabrator Hudson Falls L.L.C.	72-1541910	Limited Liability Company	Delaware
Wheelabrator Lassen Inc.	36-3926261	Corporation	Delaware
Wheelabrator Lisbon Inc.	61-1167063	Corporation	Delaware
Wheelabrator McKay Bay Inc.	36-3240315	Corporation	Florida
Wheelabrator Millbury Inc.	02-0412788	Corporation	Delaware
Wheelabrator New Hampshire Inc.	02-0390002	Corporation	Delaware

Affiliate Entity Report

Active Legal Entities

Name	Federal ID No.	Entity Type	State of Incorporation
Wheelabrator New Jersey Inc.	02-0391598	Corporation	Delaware
Wheelabrator NHC Inc.	02-0393448	Corporation	Delaware
Wheelabrator North Andover Inc.	36-3062971	Corporation	Delaware
Wheelabrator North Broward Inc.	04-3030218	Corporation	Delaware
Wheelabrator Norwalk Energy Company Inc.	02-0395269	Corporation	Delaware
Wheelabrator Penacook Inc.	02-0393449	Corporation	Delaware
Wheelabrator Pinellas Inc.	36-3110153	Corporation	Delaware
Wheelabrator Portsmouth Inc.	27-1446081	Corporation	Delaware
Wheelabrator Putnam Inc.	36-3908789	Corporation	Delaware
Wheelabrator Ridge Energy Inc.	36-3820153	Corporation	Delaware
Wheelabrator Saugus Inc.	13-2740971	Corporation	Delaware
Wheelabrator Shasta Energy Company Inc.	02-0395274	Corporation	Delaware
Wheelabrator Sherman Energy Company, G.P.	02-0390349	General Partnership	Maine
Wheelabrator Sherman Station L.L.C.	76-0743287	Limited Liability Company	Delaware
Wheelabrator Sherman Station One Inc.	02-0390312	Corporation	Delaware
Wheelabrator South Broward Inc.	02-0410154	Corporation	Delaware
Wheelabrator Spokane Inc.	02-0416522	Corporation	Delaware
Wheelabrator Technologies Inc.	22-2678047	Corporation	Delaware
Wheelabrator Technologies International Inc.	36-3965264	Corporation	Delaware
Wheelabrator Westchester, L.P.	02-0367751	Limited Partnership	Delaware
White Lake Landfill, Inc.	38-1889893	Corporation	Michigan
Willows Power and Recycling Trading Limited		Private Limited Company	United Kingdom
Willow Oak Landfill, LLC	20-1457518	Limited Liability Company	Georgia
Willows Power and Recycling Holdings Limited		Private Limited Company	United Kingdom
Willows Power and Recycling Limited		Private Limited Company	United Kingdom
Willows Power and Recycling Operations Limited		Private Limited Company	United Kingdom
Willows Power and Recycling Trading Limited		Private Limited Company	United Kingdom
WM Arizona Operations, L.L.C.	32-0112690	Limited Liability Company	Delaware
WM Asphalt Products, LLC	27-0675171	Limited Liability Company	Delaware
WM Bagco, LLC	26-4626312	Limited Liability Company	Delaware
WM CCP Solutions, LLC	45-5190367	Limited Liability Company	Delaware
WM Conversion Fund, LLC	27-1445960	Limited Liability Company	Delaware
WM Corporate Services, Inc.	27-3308922	Corporation	Delaware
WM Curbside, LLC	27-3473785	Limited Liability Company	Delaware
WM Emergency Employee Support Fund, Inc.	11-3758170	Not For Profit Corporation	Delaware
WM Energy Resources, Inc.	27-1184260	Corporation	Delaware
WM Energy Solutions, Inc.	76-0695139	Corporation	Delaware
WM Green Squad, LLC	26-1694369	Limited Liability Company	Delaware
WM GreenOps, LLC	26-4194066	Limited Liability Company	Delaware
WM GTL, Inc.	26-0294424	Corporation	Delaware
WM GTL, LLC	26-0294528	Limited Liability Company	Delaware
WM Healthcare Solutions, Inc.	20-3483524	Corporation	Delaware
WM Illinois Renewable Energy, L.L.C.	45-0512000	Limited Liability Company	Delaware
WM International Holdings, Inc.	76-0607203	Corporation	Delaware
WM KS Energy Resources, LLC	45-1480997	Limited Liability Company	Delaware
WM LampTracker, Inc.	26-2748613	Corporation	Delaware
WM Landfills of Ohio, Inc.	31-1509696	Corporation	Delaware
WM Landfills of Tennessee, Inc.	62-1462526	Corporation	Delaware
WM Leasing of Arizona, L.L.C.	20-4017719	Limited Liability Company	Delaware
WM Leasing of Texas, L.P.	20-4017724	Limited Partnership	Delaware
WM LNG, Inc.	26-2294125	Corporation	Delaware
WM Logistics India Private Limited	98-1024894	Private Limited Company	India

Affiliate Entity Report

Active Legal Entities

Name	Federal ID No.	Entity Type	State of Incorporation
WM Logistics, LLC	27-5556760	Limited Liability Company	Delaware
WM Mercury Waste, Inc.	27-2289604	Corporation	Delaware
WM Middle Tennessee Environmental Center, L.L.C.	26-1946982	Limited Liability Company	Delaware
WM Mobile Bay Environmental Center, Inc.	76-0638602	Corporation	Delaware
WM ND Energy Resources II, LLC	30-0717655	Limited Liability Company	Delaware
WM ND Energy Resources, LLC	90-0779990	Limited Liability Company	Delaware
WM Nevada Renewable Energy, L.L.C.	27-1678300	Limited Liability Company	Delaware
WM of Texas, L.L.C.	26-0428868	Limited Liability Company	Delaware
WM Organic Growth, Inc.	20-4677155	Corporation	Delaware
WM PA Holdings, LLC	27-2335935	Limited Liability Company	Delaware
WM Pack-Rat of California, LLC	26-0380883	Limited Liability Company	Delaware
WM Pack-Rat of Illinois, LLC	26-0524082	Limited Liability Company	Delaware
WM Pack-Rat of Kentucky, LLC	26-2289448	Limited Liability Company	Delaware
WM Pack-Rat of Maryland, LLC	26-1411856	Limited Liability Company	Delaware
WM Pack-Rat of Massachusetts, LLC	26-1411946	Limited Liability Company	Delaware
WM Pack-Rat of Michigan, LLC	26-2289484	Limited Liability Company	Delaware
WM Pack-Rat of Nevada, LLC	27-0371504	Limited Liability Company	Delaware
WM Pack-Rat of Ohio, LLC	26-2289407	Limited Liability Company	Delaware
WM Pack-Rat of Rhode Island, LLC	26-1855760	Limited Liability Company	Delaware
WM Pack-Rat, LLC	26-0285281	Limited Liability Company	Delaware
WM Partnership Holdings, Inc.	36-3974344	Corporation	Delaware
WM Phoenix Energy Resources, LLC	27-2340971	Limited Liability Company	Delaware
WM Product Recovery Centers, L.L.C.	45-4462290	Limited Liability Company	Delaware
WM Product Recovery Services, L.L.C.	45-3844173	Limited Liability Company	Colorado
WM Quebec Inc.	NA-0000041	Corporation	Canada
WM RA Canada Inc.	NA-0000172	Corporation	Ontario
WM Recycle America, L.L.C.	72-1541911	Limited Liability Company	Delaware
WM Recycle Europe, L.L.C.	20-0570245	Limited Liability Company	Delaware
WM Recycling Latin America, LLC	45-5258289	Limited Liability Company	Delaware
WM Refined Coal, LLC	27-4503057	Limited Liability Company	Delaware
WM Renewable Energy, L.L.C.	45-0511978	Limited Liability Company	Delaware
WM Resource Recovery & Recycling Center, Inc.	26-2289538	Corporation	Delaware
WM Resources, Inc.	25-1536159	Corporation	Pennsylvania
WM Safety Services, L.L.C.	20-3887188	Limited Liability Company	Delaware
WM Security Services, Inc.	20-3714754	Corporation	Delaware
WM Services SA	NA-0000108	Corporation	Argentina
WM Storage II, Inc.	27-1525390	Corporation	Delaware
WM Storage, Inc.	26-0285202	Corporation	Delaware
WM Texas Pack Rat, LLC	26-1442144	Limited Liability Company	Delaware
WM Trash Monitor Plus, L.L.C.	26-1436776	Limited Liability Company	Delaware
WM TX Energy Resources II, LLC	90-0789884	Limited Liability Company	Delaware
WM TX Energy Resources, LLC	27-4199664	Limited Liability Company	Delaware
WM WY Energy Resources II, LLC	27-3555459	Limited Liability Company	Delaware
WM WY Energy Resources III, LLC	27-3555596	Limited Liability Company	Delaware
WM WY Energy Resources, LLC	27-1184329	Limited Liability Company	Delaware
WMI Medical Services of Indiana, Inc.	35-1724992	Corporation	Indiana
WMI Mexico Holdings, Inc.	36-3912290	Corporation	Delaware
WMNA Container Recycling, L.L.C.	04-3735649	Limited Liability Company	Delaware
WMRE of Kentucky, LLC	75-2841775	Limited Liability Company	Delaware
WMRE of Michigan, LLC	27-3334762	Limited Liability Company	Delaware
WMRE of Ohio, LLC	75-2845119	Limited Liability Company	Delaware
WMRE of Ohio-American, LLC	75-2939229	Limited Liability Company	Texas

Affiliate Entity Report

Active Legal Entities

Name	Federal ID No.	Entity Type	State of Incorporation
WMSALSA, Inc.	20-2580150	Not For Profit Corporation	Texas
WMST Illinois, L.L.C.	94-3423874	Limited Liability Company	Illinois
WTI Air Pollution Control Inc.	36-4110833	Corporation	Delaware
WTI Financial L.L.C.	20-0584237	Limited Liability Company	Delaware
WTI International Holdings Inc.	36-3908839	Corporation	Delaware
WTI Rust Holdings Inc.	02-0351425	Corporation	Delaware
WTI UK Fin Co Ltd		Corporation	United Kingdc
WTI UK Ltd	98-0336025	Corporation	United Kingdc
WTI/EFW Holdings Ltd		Corporation	United Kingdc
WTI/Willows Construction Ltd	98-1012514	Corporation	United Kingdc



Date: December 12, 2012

To: City of Oakland
250 Frank Ogawa Plaza #5301
Oakland, CA 94612

Principal: Waste Management of Alameda County, Inc.
Bid Date: 12/12/2012
Description: Mixed Materials and Organic Collection Services

Dear Sir/Madam:

We, Liberty Mutual Insurance Company, hereby agree that in the event an award is made to Waste Management of Alameda County, Inc. on the project as captioned and a mutually acceptable contract is signed, we will execute the necessary Performance and/or Payment bonds that may be required.

Sincerely,
Liberty Mutual Insurance Company

Lupe Tyler
Attorney-in-Fact

THIS POWER OF ATTORNEY IS NOT VALID UNLESS IT IS PRINTED ON RED BACKGROUND.

This Power of Attorney limits the acts of those named herein, and they have no authority to bind the Company except in the manner and to the extent herein stated.

5481975

Certificate No. _____

American Fire and Casualty Company
The Ohio Casualty Insurance Company
West American Insurance Company

Liberty Mutual Insurance Company
Peerless Insurance Company

POWER OF ATTORNEY

KNOWN ALL PERSONS BY THESE PRESENTS: That American Fire & Casualty Company and The Ohio Casualty Insurance Company are corporations duly organized under the laws of the State of Ohio, that Liberty Mutual Insurance Company is a corporation duly organized under the laws of the State of Massachusetts, that Peerless Insurance Company is a corporation duly organized under the laws of the State of New Hampshire, and West American Insurance Company is a corporation duly organized under the laws of the State of Indiana (herein collectively called the "Companies"), pursuant to and by authority herein set forth, does hereby name, constitute and appoint, **DONNA L. WILLIAMS; JENNIFER COPELAND; LISA A. WARD; LUPE TYLER; MARGARET BUBOLTZ; MICHAEL J. HERROD; NANCY THOMAS; U. THERESA GARDNER; WENDY W. STUCKEY**

all of the city of HOUSTON, state of TX each individually if there be more than one named, its true and lawful attorney-in-fact to make, execute, seal, acknowledge and deliver, for and on its behalf as surety and as its act and deed, any and all undertakings, bonds, recognizances and other surety obligations, in pursuance of these presents and shall be as binding upon the Companies as if they have been duly signed by the president and attested by the secretary of the Companies in their own proper persons.

IN WITNESS WHEREOF, this Power of Attorney has been subscribed by an authorized officer or official of the Companies and the corporate seals of the Companies have been affixed thereto this 25th day of July, 2012.



American Fire and Casualty Company
The Ohio Casualty Insurance Company
Liberty Mutual Insurance Company
Peerless Insurance Company
West American Insurance Company

By: Gregory W. Davenport
Gregory W. Davenport, Assistant Secretary

STATE OF WASHINGTON ss
COUNTY OF KING

On this 25th day of July, 2012, before me personally appeared Gregory W. Davenport, who acknowledged himself to be the Assistant Secretary of American Fire and Casualty Company, Liberty Mutual Insurance Company, The Ohio Casualty Insurance Company, Peerless Insurance Company and West American Insurance Company, and that he, as such, being authorized so to do, execute the foregoing instrument for the purposes therein contained by signing on behalf of the corporations by himself as a duly authorized officer.

IN WITNESS WHEREOF, I have hereunto subscribed my name and affixed my notarial seal at Seattle, Washington, on the day and year first above written.



By: KD Riley
KD Riley, Notary Public

This Power of Attorney is made and executed pursuant to and by authority of the following By-laws and Authorizations of American Fire and Casualty Company, The Ohio Casualty Insurance Company, Liberty Mutual Insurance Company, West American Insurance Company and Peerless Insurance Company, which resolutions are now in full force and effect reading as follows:

ARTICLE IV – OFFICERS – Section 12. Power of Attorney. Any officer or other official of the Corporation authorized for that purpose in writing by the Chairman or the President, and subject to such limitation as the Chairman or the President may prescribe, shall appoint such attorneys-in-fact, as may be necessary to act in behalf of the Corporation to make, execute, seal, acknowledge and deliver as surety any and all undertakings, bonds, recognizances and other surety obligations. Such attorneys-in-fact, subject to the limitations set forth in their respective powers of attorney, shall have full power to bind the Corporation by their signature and execution of any such instruments and to attach thereto the seal of the Corporation. When so executed, such instruments shall be as binding as if signed by the President and attested to by the Secretary. Any power or authority granted to any representative or attorney-in-fact under the provisions of this article may be revoked at any time by the Board, the Chairman, the President or by the officer or officers granting such power or authority.

ARTICLE XIII – Execution of Contracts – SECTION 5. Surety Bonds and Undertakings. Any officer of the Company authorized for that purpose in writing by the chairman or the president, and subject to such limitations as the chairman or the president may prescribe, shall appoint such attorneys-in-fact, as may be necessary to act in behalf of the Company to make, execute, seal, acknowledge and deliver as surety any and all undertakings, bonds, recognizances and other surety obligations. Such attorneys-in-fact subject to the limitations set forth in their respective powers of attorney, shall have full power to bind the Company by their signature and execution of any such instruments and to attach thereto the seal of the Company. When so executed such instruments shall be as binding as if signed by the president and attested by the secretary.

Certificate of Designation – The President of the Company, acting pursuant to the Bylaws of the Company, authorizes Gregory W. Davenport, Assistant Secretary to appoint such attorney-in-fact as may be necessary to act on behalf of the Company to make, execute, seal, acknowledge and deliver as surety any and all undertakings, bonds, recognizances and other surety obligations.

Authorization – By unanimous consent of the Company's Board of Directors, the Company consents that facsimile or mechanically reproduced signature of any assistant secretary of the Company, wherever appearing upon a certified copy of any power of attorney issued by the Company in connection with surety bonds, shall be valid and binding upon the Company with the same force and effect as though manually affixed.

I, David M. Carey, the undersigned, Assistant Secretary, of American Fire and Casualty Company, The Ohio Casualty Insurance Company, Liberty Mutual Insurance Company, West American Insurance Company and Peerless Insurance Company do hereby certify that the original power of attorney of which the foregoing is a full, true and correct copy of the Power of Attorney executed by said Companies, is in full force and effect and has not been revoked.

IN TESTIMONY WHEREOF, I have hereunto set my hand and affixed the seals of said Companies this 15th day of December, 2012.



By: David M. Carey
David M. Carey, Assistant Secretary

To confirm the validity of this Power of Attorney call
1-610-832-8240 between 9:00 am and 4:30 pm EST on any business day.

Not valid for mortgage, note, loan, letter of credit, bank deposit,
currency rate, interest rate or residual value guarantees.

MM&O COLLECTION SERVICES FORM 4
SCHEDULE K PENDING DISPUTE DISCLOSURE FORM

Policy – All entities are required to disclose pending disputes with the City of Oakland when they submit bids, proposals or applications for a City contract or transaction involving:

- The purchase of products, construction, non-professional or professional services,
- Contracts with concessionaires, facility or program operators or managers,
- Contracts with project developers, including Disposition and Development Agreements, Lease Disposition and Development Agreements and other participation agreements,
- Loans and grants, or acquisition, sale, lease or other conveyance of real property, excluding licenses for rights of entry or use of City facilities for a term less than thirty (30) consecutive calendar days.

Disclosure is required at the time bids, proposals or applications are due for any of the above – described contracts or transactions when an entity is responding to a competitive solicitation and at the commencement of negotiations when bids, proposals or applications are solicited by or submitted to the City in a non-bid or otherwise non-competitive process.

The disclosure requirement applies to pending disputes on other City and Agency contracts or projects that: (1) have resulted in a claim or lawsuit against the City of Oakland (2) could result in a new claim or new lawsuit against the City of Oakland or (3) could result in a cross-complaint or any other action to make the City of Oakland a party to an existing lawsuit. “Claim” includes, but is not limited to, a pending administrative claim or a claim or demand for additional compensation.

Entities required to disclose under this Disclosure Policy include (1) any principal owner or partner, (2) any business entity with principal owners or partners that are owners or partners in a business entity, or any affiliate of such a business entity, which is involved in a pending dispute against the City of Oakland or Agency.

Failure to timely disclose pending disputes required by this policy may result in (1) a determination that a bid is non-responsive and non-responsible for price-based awards, or (2) non-consideration of a bid or proposal for a professional service contract or other qualification-based award. The City may elect to terminate contracts with entities that failed to timely disclose pending disputes and/or initiate debarment proceedings against such entities.

**MM&O COLLECTION SERVICES FORM 4
SCHEDULE K PENDING DISPUTE DISCLOSURE FORM**

Individuals, Businesses or other entities should respond below:

1. Are you or your firm involved in a pending dispute or claim against the City of Oakland?
No ☒ Yes ☐ (check one)
2. If you answered "Yes", list existing and pending lawsuit(s) and claim(s) with the title and date of the contract, a brief description of the issues, officials or staff Persons involved in the matter and the City or Agency department/division administering the contract.

Contract Title: _____

Date: _____ Official(s), Staff Person(s) involved: _____

Administering Department/Division: _____

Issues: _____

Contract Title: _____

Date: _____ Official(s), Staff Person(s) involved: _____

Administering Department/Division: _____

Issues: _____

(check) ☐ **Additional Disputes listed on Attachment**

By signing below, I certify that all representations and disclosures made herein are true, correct and complete.

Signature: _____

Print Name: Barry Skolnick

Title: President, Waste Management of Alameda County, Inc. Date: 1/9/2013

MM&O COLLECTION SERVICES FORM 5
SCHEDULE N DECLARATION OF COMPLIANCE - LIVING WAGE ORDINANCE

The Oakland Living Wage Ordinance (the "Ordinance"). Codified as Oakland Municipal Code provides that certain employers under contracts for the furnishing of services to or for the City that involve an expenditure equal to or greater than \$25,000 and certain recipients of City financial assistance that involve receipt of financial assistance equal to or greater than \$100,000 shall pay a prescribed minimum level of compensation to their employees for the time their employees work on City of Oakland contracts.

The contractor or city financial assistance recipient (CFAR) agree as described in Section 3-C "Health Benefits" of the Ordinance, to pay employees a wage no less than the minimum compensation of \$11.70 per hour with health benefits, or \$13.45 per hour without benefits and to provide for annual increases pursuant to Section 3-A "Wages" of the Ordinance. **Note: Effective July 1, of each year, Contractor shall pay the adjusted wage rates.**

- (a) To provide at least twelve compensated days off per year for sick leave, vacation or personal necessity at the employees request, and at least ten additional days per year of uncompensated time off pursuant to Section 3-B "Compensated Days Off" of the Ordinance.
- (b) Health Benefits – Said full-time and part-time employees paid at the lower living wage rate shall be provided health benefits of at least \$1.75 per hour. Contractor shall provide proof that health benefits are in effect for those employees no later than 30 days after execution of the contract or receipt of City financial assistance.
- (c) To inform employees that he or she may be eligible for Earned Income Credit (EIC) and shall provide forms to apply for advance EIC payments to eligible employees. There are several websites and other sources available to assist you. Web sites include but are not limited to: (1) <http://www.irs.gov> and (2) <http://www.irs.gov/individuals/article/0,,id=96466,00.html>.
- (d) To permit access to work sites for authorized City representatives to review the operation, payroll and related documents, and to provide certified copies of the relevant records upon request by the City; and
- (e) Not to retaliate against any employee claiming non-compliance with the provisions of this Ordinance and to comply with federal law prohibiting retaliation for union organizing.

Employment Questionnaire: Please respond to the following questions:

Questions	Responses	Comments
(1) How many permanent employees are employed with your company? (if less than 5, stop here)	<u>476</u>	<u> </u>
(2) How many of your permanent employees are paid above the Living Wage rate?	<u>476</u>	<u> </u>
(3) How many of your permanent employees are paid below the Living Wage rate?	<u>0</u>	<u> </u>

(4) Number of compensated days off per employee? (Refer to item "a" above.)

Exempt:	
Minimum	13
Days	

Union:
Minimum 22
days

**Non-Union
Non-Exempt
can accrue
up to 28
days and
Exempt can
accrue up to
23 days
depending
on length of
service.**

(5) Number of trainees in your company?

0

(6) Number of employees under 21 years of age, employed by a nonprofit corporation for after school or summer employment for a period not longer than 90 days.

O

Waste Management of Alameda County, Inc

Company Name

Signature of Authorized Representative

172 98th Avenue, Oakland, CA 946303

Barry Skolnick

Address

Type or Print Name

510-613-2112

1/9/2013

President, Waste Management of
Alameda County, Inc..

Phone

Date _____

Type or Print Title

MM&O COLLECTION SERVICES FORM 6
SCHEDULE N-1 EQUAL BENEFITS - DECLARATION OF NONDISCRIMINATION/EQUAL ACCESS
Completed by the Prime MM&O Collection Services Contractor ONLY

Section A. Vendor / Contractor / Consultant / CFAR¹ InformationName of Company Waste Management of Alameda County, Inc.Name of Company Contact Barry SkolnickAddress 172 98th AvenueCity OaklandState CAZip 94603Phone Number 510-613-2112Fax Number 866-448-8860Vendor Number Federal ID or Social Security Number 94-0727420Approximate Number of Employees in the U.S. 45,000

Are any of your employees covered by a collective bargaining agreement or union trust fund?

Yes ☒ No ☐ (check one)Union Name (s) Teamsters Local 70, East Bay Automotive Machinists Local 1546 and Warehouse Union Local 6 ILWU**Section B. Compliance**Does your company provide or offer access to any benefits to employees with spouses or to spouses of employees? (please check one) Yes ☒ No ☐Does your company provide or offer access to any benefits to employees with domestic partners²? (please check one) Yes ☒ No ☐

¹ CFAR is a City Financial Recipient.

² Domestic Partner is defined as same sex couples or opposite sex couples registered as such with a state or local government domestic partnership registry.

MM&O COLLECTION SERVICES FORM 6
SCHEDULE N-1 EQUAL BENEFITS - DECLARATION OF NONDISCRIMINATION/EQUAL ACCESS
Completed by the Prime MM&O Collection Services Contractor ONLY

Section C. Compliance

Please check each benefit that applies


Benefits	Offered to Employees only	Offered to Employees and their spouses	Offered to Employees and their Domestic Partners	Not Offered at all	Documentation attached
Health	<input checked="" type="checkbox"/>	<input checked="" type="checkbox"/>	<input checked="" type="checkbox"/>	<input type="checkbox"/>	<input type="checkbox"/>
Dental	<input checked="" type="checkbox"/>	<input checked="" type="checkbox"/>	<input checked="" type="checkbox"/>	<input type="checkbox"/>	<input type="checkbox"/>
Vision	<input checked="" type="checkbox"/>	<input checked="" type="checkbox"/>	<input checked="" type="checkbox"/>	<input type="checkbox"/>	<input type="checkbox"/>
Retirement (Pension, 401K, etc.)	<input checked="" type="checkbox"/>	<input type="checkbox"/>	<input type="checkbox"/>	<input type="checkbox"/>	<input type="checkbox"/>
Bereavement	<input checked="" type="checkbox"/>	<input type="checkbox"/>	<input type="checkbox"/>	<input type="checkbox"/>	<input type="checkbox"/>
Family Leave	<input checked="" type="checkbox"/>	<input type="checkbox"/>	<input type="checkbox"/>	<input type="checkbox"/>	<input type="checkbox"/>
Parental Leave	<input checked="" type="checkbox"/>	<input type="checkbox"/>	<input type="checkbox"/>	<input type="checkbox"/>	<input type="checkbox"/>
Employee Assistance Program	<input checked="" type="checkbox"/>	<input checked="" type="checkbox"/>	<input checked="" type="checkbox"/>	<input type="checkbox"/>	<input type="checkbox"/>
Relocation & Travel	<input checked="" type="checkbox"/>	<input type="checkbox"/>	<input type="checkbox"/>	<input type="checkbox"/>	<input type="checkbox"/>
Company Discount, Facilities & Events	<input checked="" type="checkbox"/>	<input checked="" type="checkbox"/>	<input checked="" type="checkbox"/>	<input type="checkbox"/>	<input type="checkbox"/>
Credit Union	<input type="checkbox"/>	<input type="checkbox"/>	<input type="checkbox"/>	<input checked="" type="checkbox"/>	<input type="checkbox"/>
Child Care	<input type="checkbox"/>	<input type="checkbox"/>	<input type="checkbox"/>	<input checked="" type="checkbox"/>	<input type="checkbox"/>
Other	<input type="checkbox"/>	<input type="checkbox"/>	<input type="checkbox"/>	<input checked="" type="checkbox"/>	<input type="checkbox"/>

Signature 

Date: 1/9/2013

**MM&O COLLECTION SERVICES FORM 7
PROPOSER TO MAKE EXAMINATION**

The proposer agrees that it has satisfied itself by proposer's own investigation and research regarding all such conditions, and that proposer's conclusion to enter into the Contract and execution of the Contract is based upon such investigation and research, and that the proposer shall make no claim against the City because of any of the estimates, statements or interpretations made by any officer or agent of the City which may prove to be in any respect erroneous.

Signature  Name (typed) Barry Skolnick

Title President, Waste Management of

Alameda County, Inc.

Date 1/9/2013

12 This page intentionally left blank.

MM&O COLLECTION SERVICES FORM 8
CERTIFICATION OF NON-GRATUITIES**TO: THE CITY OF OAKLAND****CERTIFICATION**


This is a written certification, signed under penalty of perjury, stating that no Persons acting on behalf of Waste Management of Alameda County, Inc. has paid, or offered or attempted to pay, any elected or appointed official, officer or employee of City any compensation or consideration, in any form whatsoever, in connection with obtaining or entering into this Contract.

Barry Skolnick
Management of Alameda County, Inc.

Name

President, Waste

Title



Signature

1/9/2013

Date

- 14 This page intentionally left blank.

**MM&O COLLECTION SERVICES FORM 9
CONFLICT OF INTEREST**FIRM NAME: Waste Management of Alameda County, Inc. Date:

All proposers must disclose, below, the name of any officer, director, agent, or any relative of an officer, director, or agent who is an employee, elected official or appointed official of the City. Furthermore, all proposers must disclose, to the best of their knowledge, the name of any City employee, elected official or appointed official who has any direct or indirect economic interest in the proposer's firm or any of its branches or subsidiaries. "Economic interest" shall have the same meaning as that term is defined in Title 2, California Code of Regulations Sections 18703-18703.5.

The following officer, director, agent, or relative of an officer, director, or agent is an employee, elected official or appointed official of the City. *(Provide the full name of the individual, their relationship to the proposing company, and their position with the City. Indicate "None" if this is not applicable.)*

None


To the best of my knowledge, the following City employee, elected official or appointed official has a direct or indirect economic interest in this firm or any of its branches or subsidiaries. *(Provide the full name of the individual, their position with the City and their direct or indirect interest in the proposing company. Indicate "None" if this is not applicable.)*

None

 Barry Skolnick, President, Waste Management of Alameda County, Inc.

Name

Title

Signature  Date: 1/9/2013

16 This page intentionally left blank.

**MM&O COLLECTION SERVICES FORM 10
NON-COLLUSION AFFIDAVIT OF PROPOSER**

State of California County of Alameda

Barry Skolnick, being duly sworn, deposes and says that:

1. He/She is President of Waste Management of Alameda County, Inc. the proposer that has submitted the attached proposal;
2. He/She is fully informed respecting the preparation and contents of the attached proposal and of all pertinent circumstances respecting such proposal;
3. Such proposal is genuine and is not a collusive or sham proposal;
4. Neither said proposer nor any of its officers, partners, owners, agents, representatives, employees, or parties in interest, including this affiant, has in any way colluded, connived, or agreed, directly or indirectly, with any other proposer, firm or Person to submit a collusive or sham proposal in connection with the Contract for which the attached proposal has been submitted or to refrain from proposing in connection with such Contract, or has in any manner, directly or indirectly, sought by agreement or collusion or communication or conference with any other proposer, firm, or Person to fix the price or prices in the attached RFP, or of any other proposer, or to fix any overhead, profit or cost component of the proposal or the response of any other proposer, or to secure through any collusion, connivance, or unlawful agreement any advantage against the City of Oakland, CA or any Person interested in the proposed Contract; and
5. The MM&O Collection Maximum Collection Service Rate proposal in the attached RFP is fair and proper and is not tainted by any collusion, conspiracy, connivance, or unlawful agreement on the part of the proposer or any of its agents, representatives, owners, employees, or parties in interest, including this affiant.

Management of Alameda County, Inc.

(Signed)


President, Waste

(Title)

Subscribed and sworn to before me this 3rd day of Jan, 2013

Kent L. Shephard
Notary Public, State of California

My Commission Expires: Nov. 27, 2014



18 This page intentionally left blank.

**MM&O COLLECTION SERVICES FORM 11
EXCEPTIONS OR ALTERNATIVES TO CONTRACT**

Proposers are to prepare the MM&O Collection Services Form 2: Maximum Collection Service Rates Proposal based on the program specifications set forth in the RFP documents without considering any exceptions or alternatives that may be set forth on this form. In the event the proposer takes exception or provides alternatives to the RFP specifications they may set forth those exceptions or alternatives in the following manner.

- The exceptions or alternatives are to be presented on a separate paper titled, "Exceptions or Alternatives to Contract".
- Each exception or alternative must be presented separately by stating: the specific exception, or alternative the page and line numbers of the exception or alternative, the suggested changes to the program related to the exception or alternative, the suggested changes in the Contract language related to the exception or alternative, the manner in which the proposed change would benefit the City, the Customers or both, and the specific dollar change in the MM&O Collection Maximum Collection Service Rate, as proposed by the proposer in this RFP, which would take place if the exception or alternative was accepted by the City.
- The exceptions or alternatives must be followed with the following language without exception.
- "Except as set forth above, the proposer is in complete agreement with the proposed terms, conditions and business arrangements described in the RFP including the attached Contract. The proposer assumes the risk of all conditions foreseen or unforeseen and agrees to provide the MM&O Collection Services set forth in the Contract under whatever circumstances may develop other than as herein provided."
- The form must be signed by an individual authorized to commit the proposer's firm to the Contract in the manner set forth below.

Signature  Name (typed) Barry Skolnick

Title President, Waste Management of Alameda County, Inc.

Date 1/9/2013

Please note that if exceptions or alternatives are taken, all required information as set forth above must be submitted. Exceptions or alternatives taken without providing the required information will not be considered.

20 This page intentionally left blank.

MM&O COLLECTION SERVICES FORM 12A MATERIAL RECOVERY FACILITY Provide One Form Per Facility Site		
1. Name of Processing Facility	<u>Mixed Materials Recovery Facility</u>	
2. Location of Processing Facility	<u>2615 Davis Street San Leandro,</u> <u>California, 94577</u>	
3. Proposer's role in the Processing Facility	<u>Owner</u>	
4. Other contracting parties	<u>None</u>	
5. Name, telephone number and address of Processing Facility owner	<u>Waste Management of Alameda County,</u> <u>Inc.</u> <u>172 98th Avenue</u> <u>Oakland, California 94603</u>	
6. Types of materials accepted and Per Ton Processing Fee	<u>Material Type</u>	<u>Per Ton Processing Fee</u>
	<u>Mixed Materials</u>	<u>\$50.63</u>
	<u>*excludes disposal</u>	<u>\$0.00</u>
	<u></u>	<u>\$0.00</u>
	<u></u>	<u>\$0.00</u>
	<u></u>	<u>\$0.00</u>
7. Quantity of materials permitted by material type (tpd and tpy)	<u>Material Type</u>	<u>TPD / TPY</u>
	<u>MSW</u>	<u>5,600 TPD</u>
	<u></u>	<u>Pick One</u>
	<u></u>	<u>Pick One</u>
	<u></u>	<u>Pick One</u>
	<u></u>	<u>Pick One</u>
8. CalRecycle Permit Type and Number	<u>01-AA-0007</u>	
9. Local Land-use Permit Number	<u>CU96-1</u>	

22 This page intentionally left blank.

MM&O COLLECTION SERVICES FORM 12B FACILITIES: MIXED MATERIALS PROCESSING FACILITY (Provide One Form Per Facility Site)		
1. Name of Processing Facility	<u>Dry Materials MRF</u>	
2. Location of Processing Facility	<u>2615 Davis Street San Leandro, California,</u> <u>94577</u>	
3. Proposer's role in the Processing Facility	<u>Owner</u>	
4. Other contracting parties	<u>None</u>	
5. Name, telephone number and address of Processing Facility owner	<u>Waste Management of Alameda County,</u> <u>Inc.</u> <u>172 98th Avenue</u> <u>Oakland, California 94603</u>	
6. Types of materials accepted and Per Ton Processing Fee	<u>Material Type</u> Construction and Demolition *excludes residual disposal <input type="text"/> <input type="text"/> <input type="text"/>	<u>Per Ton Processing Fee</u> <u>\$83.06</u> <u>\$0.00</u> <u>\$0.00</u> <u>\$0.00</u> <u>\$0.00</u>
7. Quantity of materials permitted by material type (tpd and tpy)	<u>Material Type</u> <u>MSW</u> <input type="text"/> <input type="text"/> <input type="text"/> <input type="text"/>	<u>TPD / TPY</u> <u>5,600 TPD</u> <input type="text"/> <u>Pick One</u> <input type="text"/> <u>Pick One</u> <input type="text"/> <u>Pick One</u> <input type="text"/> <u>Pick One</u>
8. CalRecycle Permit Type and Number	<u>01-AA-0007</u>	
9. Local Land-use Permit Number	<u>CU96-1</u>	

24 This page intentionally left blank.

MM&O COLLECTION SERVICES FORM 12C FACILITIES: ORGANIC MATERIALS PROCESSING FACILITY (Provide One Form Per Facility Site)		
1. Name of Processing Facility	<u>Mixed Materials Recovery Facility</u>	
2. Location of Processing Facility	<u>2615 Davis Street San Leandro, California,</u> <u>94577</u>	
3. Proposer's role in the Processing Facility	<u>Owner</u>	
4. Other contracting parties	<u>None</u>	
5. Name, telephone number and address of Processing Facility owner	<u>Waste Management of Alameda County</u> <u>Inc.</u> <u>172 98th Avenue</u> <u>Oakland, California 94603</u>	
6. Types of materials accepted and Per Ton Processing Fee	<u>Material Type</u>	<u>Per Ton Processing Fee</u>
	<u>Organics</u>	<u>\$78.98</u>
	<u></u>	<u>\$0.00</u>
	<u></u>	<u>\$0.00</u>
	<u></u>	<u>\$0.00</u>
	<u></u>	<u>\$0.00</u>
7. Quantity of materials permitted by material type (tpd and tpy)	<u>Material Type</u>	<u>TPD / TPY</u>
	<u>MSW</u>	<u>5600 TPD</u>
	<u></u>	<u>Pick One</u>
	<u></u>	<u>Pick One</u>
	<u></u>	<u>Pick One</u>
	<u></u>	<u>Pick One</u>
8. CalRecycle Permit Type and Number	<u>01-AA-0007</u>	
9. Local Land-use Permit Number	<u>CU96-1</u>	

26 This page intentionally left blank.

MM&O COLLECTION SERVICES FORM 12D FACILITIES: TRANSFER STATION FACILITY (Provide One Form Per Facility Site)		
1. Name of Transfer Station Facility	<u>Davis Street Transfer Station</u>	
2. Location of Transfer Station Facility	<u>2615 Davis Street San Leandro, California</u> <u>94577</u>	
3. Proposer's role in the Transfer Station Facility	<u>Owner</u>	
4. Other contracting parties	<u>Altamont LF</u>	
5. Name, telephone number and address of Transfer Station Facility owner	<u>Waste Management of Alameda County, Inc.</u> <u>172 98th Avenue</u> <u>Oakland, California 94603</u>	
6. Name, telephone number and address of Processing Facility owner	<u>510-613-8710</u> <u></u> <u></u>	
7. Types of materials accepted	<u>Non-hazardous MSW</u> <u>Organics (Food, Wood, Green)</u> <u>Reuse & Salvage</u> <u>Construction & Demolition</u> <u>Recyclables</u> <u></u>	
8. Quantity of materials permitted by material type (tpd and tpy)	<u>Material Type</u>	<u>TPD / TPY</u>
	<u>Non hazardous MSW</u>	<u>5,600 TPD</u>
	<u></u>	<u>Pick One</u>
	<u></u>	<u>Pick One</u>
	<u></u>	<u>Pick One</u>
	<u></u>	<u>Pick One</u>

MM&O COLLECTION SERVICES FORM 12D FACILITIES: TRANSFER STATION FACILITY (Provide One Form Per Facility Site)	
9. CalRecycle Permit Type and Number	<u>01-AA-0007</u>
10. Local Land-use Permit Number	<u>CU96-1</u>
11. Per Ton transfer fee (by material type)	<u>\$50.63</u>
12. Cost per Ton per mile transfer hauling fee (from transfer station to Disposal site selected by City)	<u>\$0.33</u>

27

MM&O COLLECTION SERVICES FORM 12D FACILITIES: TRANSFER STATION FACILITY (Provide One Form Per Facility Site)		
1. Name of Transfer Station Facility	<u>Davis Street Transfer Station</u>	
2. Location of Transfer Station Facility	<u>2615 Davis Street San Leandro, California</u> <u>94577</u>	
3. Proposer's role in the Transfer Station Facility	<u>Owner</u>	
4. Other contracting parties	<u>Hay Road LF</u>	
5. Name, telephone number and address of Transfer Station Facility owner	<u>Waste Management of Alameda County, Inc.</u> <u>172 98th Avenue</u> <u>Oakland, California 94603</u>	
6. Name, telephone number and address of Processing Facility owner	<u>510-613-8710</u> <u></u> <u></u>	
7. Types of materials accepted	<u>Non-hazardous MSW</u> <u>Organics (Food, Wood, Green)</u> <u>Reuse & Salvage</u> <u>Construction & Demolition</u> <u>Recyclables</u> <u></u>	
8. Quantity of materials permitted by material type (tpd and tpy)	<u>Material Type</u>	<u>TPD / TPY</u>
	<u>Non hazardous MSW</u>	<u>5,600 TPD</u>
	<u></u>	<u>Pick One</u>
	<u></u>	<u>Pick One</u>
	<u></u>	<u>Pick One</u>
	<u></u>	<u>Pick One</u>

MM&O COLLECTION SERVICES FORM 12D FACILITIES: TRANSFER STATION FACILITY (Provide One Form Per Facility Site)		
1. Name of Transfer Station Facility	<u>Davis Street Transfer Station</u>	
2. Location of Transfer Station Facility	<u>2615 Davis Street San Leandro, California</u> <u>94577</u>	
3. Proposer's role in the Transfer Station Facility	<u>Owner</u>	
4. Other contracting parties	<u>Portrero Hills LF</u>	
5. Name, telephone number and address of Transfer Station Facility owner	<u>Waste Management of Alameda County, Inc.</u> <u>172 98th Avenue</u> <u>Oakland, California 94603</u>	
6. Name, telephone number and address of Processing Facility owner	<u>510-613-8710</u> <u></u> <u></u>	
7. Types of materials accepted	<u>Non-hazardous MSW</u> <u>Organics (Food, Wood, Green)</u> <u>Reuse & Salvage</u> <u>Construction & Demolition</u> <u>Recyclables</u> <u></u>	
8. Quantity of materials permitted by material type (tpd and tpy)	<u>Material Type</u>	<u>TPD / TPY</u>
	<u>Non hazardous MSW</u>	<u>5,600 TPD</u>
	<u></u>	<u>Pick One</u>
	<u></u>	<u>Pick One</u>
	<u></u>	<u>Pick One</u>
	<u></u>	<u>Pick One</u>

MM&O COLLECTION SERVICES FORM 12D FACILITIES: TRANSFER STATION FACILITY (Provide One Form Per Facility Site)	
9. CalRecycle Permit Type and Number	<u>01-AA-0007</u>
10. Local Land-use Permit Number	<u>CU96-1</u>
11. Per Ton transfer fee (by material type)	<u>\$57.45</u>
12. Cost per Ton per mile transfer hauling fee (from transfer station to Disposal site selected by City)	<u>\$0.31</u>

27

MM&O COLLECTION SERVICES FORM 12D FACILITIES: TRANSFER STATION FACILITY (Provide One Form Per Facility Site)		
1. Name of Transfer Station Facility	<u>Davis Street Transfer Station</u>	
2. Location of Transfer Station Facility	<u>2615 Davis Street San Leandro, California</u> <u>94577</u>	
3. Proposer's role in the Transfer Station Facility	<u>Owner</u>	
4. Other contracting parties	<u>Keller LF</u>	
5. Name, telephone number and address of Transfer Station Facility owner	<u>Waste Management of Alameda County, Inc.</u> <u>172 98th Avenue</u> <u>Oakland, California 94603</u>	
6. Name, telephone number and address of Processing Facility owner	<u>510-613-8710</u> <u></u> <u></u>	
7. Types of materials accepted	<u>Non-hazardous MSW</u> <u>Organics (Food, Wood, Green)</u> <u>Reuse & Salvage</u> <u>Construction & Demolition</u> <u>Recyclables</u> <u></u>	
8. Quantity of materials permitted by material type (tpd and tpy)	<u>Material Type</u>	<u>TPD / TPY</u>
	<u>Non hazardous MSW</u>	<u>5,600 TPD</u>
	<u></u>	<u>Pick One</u>
	<u></u>	<u>Pick One</u>
	<u></u>	<u>Pick One</u>
	<u></u>	<u>Pick One</u>

MM&O COLLECTION SERVICES FORM 12D FACILITIES: TRANSFER STATION FACILITY (Provide One Form Per Facility Site)	
9. CalRecycle Permit Type and Number	<u>01-AA-0007</u>
10. Local Land-use Permit Number	<u>CU96-1</u>
11. Per Ton transfer fee (by material type)	<u>\$52.20</u>
12. Cost per Ton per mile transfer hauling fee (from transfer station to Disposal site selected by City)	<u>\$0.32</u>

27

MM&O COLLECTION SERVICES FORM 13 CART SPECIFICATIONS				
1. Material to be Collected	Mixed Materials <input checked="" type="checkbox"/> List Proposed Color <u>Black</u>			
	Recyclables <input type="checkbox"/> (Blue)			
	Organic Materials <input checked="" type="checkbox"/> (Green)			
2. Manufacturer	<u>Rehrig Pacific Company or Cascade</u>			
3. Material of Construction	<u>High quality, resilient UV-stabilized HDPE Resin</u>			
4. Recycled Content (percentage)	<u>20-30% depending on color</u>			
5. Manufacturing Method (rotational molding, injection molding, other.)	<u>Injection Molding</u>			
	Container Size	20 gal	32 gal	64 gal
6. Color		<u>Green</u>	<u>Green</u>	<u>Green</u>
7. Durability (in service years)		<u>10 years</u>	<u>10 years</u>	<u>10 years</u>
8. Cost of Each Container		<u>\$27.99</u>	<u>\$30.20</u>	<u>\$37.31</u>
9. Dimensions of Each Container (Length x Width x Height)		<u>22.98"x2 0.2"x39.1 3"</u>	<u>22.98"x2 0.2"x39.1 13"x28.11 "x26.7"x 40.58"</u>	<u>28.11"x 26.7"x4 0.58"</u>
10. Wheel Size (Carts only)		<u>8"</u>	<u>8"</u>	<u>8"</u>
11. Manufacturer's warranty (10-year minimum for Carts)		<u>10 years</u>	<u>10 years</u>	<u>10 years</u>

29 This page intentionally left blank.

MM&O COLLECTION SERVICES FORM 13A BIN SPECIFICATIONS								
1. Material to be Collected	Mixed Materials	<input checked="" type="checkbox"/> List Proposed Color <u>green with black lid</u>						
	Recyclables	<input type="checkbox"/> List Proposed Color <u> </u>						
	Organic Materials	<input checked="" type="checkbox"/> List Proposed Color <u>green with green lid</u>						
2. Manufacturer	<u>Consolidated Fabricators or WasteQuip</u>							
3. Material of Construction (bin).....	<u>Steel</u>							
4. Material of Construction (lid).....	<u>High quality, resilient UV-stabilized HDPE Resin</u>							
5. Recycled Content (percentage)	<u>varies</u>							
6. Manufacturing Method (rotational molding, injection molding, other.)	<u>seam welding</u>							
	Container Size	1CY	1.5CY	2CY	3CY	4CY	6CY	7CY
7. Color		<u>Green</u>	<u>Green</u>	<u>Green</u>	<u>Green</u>	<u>Green</u>	<u>Green</u>	<u>Green</u>
8. Durability (in service years)		<u>10</u> <u>years</u>	<u>10</u> <u>years</u>	<u>10</u> <u>years</u>	<u>10</u> <u>years</u>	<u>10</u> <u>years</u>	<u>10</u> <u>years</u>	<u>10</u> <u>years</u>
9. Cost of Each Container		<u>\$</u> <u>325.81</u>	<u>\$</u> <u>402.92</u>	<u>\$</u> <u>454.96</u>	<u>\$</u> <u>514.82</u>	<u>\$</u> <u>601.27</u>	<u>\$</u> <u>812.70</u>	<u>\$</u> <u>964.21</u>
10. Dimensions of Each Container (Length x Width x Height)		<u>35"x28</u> <u>"x49"</u>	<u>29.5"x</u> <u>34.5"x</u> <u>29.5"</u>	<u>34.5"x</u> <u>41.5"x</u> <u>34.5"</u>	<u>41.5"x</u> <u>50.5"x</u> <u>41.5"</u>	<u>46"x57</u> <u>"x50.5"</u>	<u>72"x66</u> <u>"x50"</u>	<u>72"x66</u> <u>"x55"</u>
11. Manufacturer's warranty		<u>10</u> <u>years</u>	<u>10</u> <u>years</u>	<u>10</u> <u>years</u>	<u>10</u> <u>years</u>	<u>10</u> <u>years</u>	<u>10</u> <u>years</u>	<u>10</u> <u>years</u>

31 This page intentionally left blank.

MM&O COLLECTION SERVICES FORM 14 VEHICLE SPECIFICATIONS Complete One Form for Each Vehicle Type			
1. Material to be Collected <input checked="" type="checkbox"/> Mixed Materials <input type="checkbox"/> Recyclables <input checked="" type="checkbox"/> Organic Materials (If vehicle is to be used to collected multiple materials check all appropriate boxes)			
2. Quantity of Vehicles		37	
3. Manufacturer and Model		Autocar	
a. Cab and Chassis.....		ACX64	
b. Body.....		McNeilus 3148	
c. Engine.....		Cummins ISL-G	
d. Transmission.....		Allison 4500	
4. Cab and Chassis:			
a. Cab Height	102	inches	
b. Number of Axles	4		
c. Overall Length With Body Mounted	417	inches	
5. Body:			
a. Type of Body.....	ASL		
b. Rated Capacity.....	31	cu. yd.	
c. Practical or Net Capacity.....	26.2	cu. yd.	
d. No. of Collection Compartments.....	1	cu. yd.	
e. Net Capacity of Each Compartment	31	cu. yd.	
f. Overall Body Length.....	234	inches	
g. Body Height	Arm Stowed: 110" Operating: 100"		inches
h. Body Width	96	inches	
i. Loading Height Above Ground.....	Minimum	N/A	inches
	Maximum	N/A	inches

MM&O COLLECTION SERVICES FORM 14 VEHICLE SPECIFICATIONS Complete One Form for Each Vehicle Type			
6. Weight.....	GVW	<u>72,000</u>	lbs. Tare <u>18,056</u> lbs.
7. Will the vehicles be owned, leased, or other?.....		<u>Owned</u>	
8. Purchase cost of each vehicle.....		\$360,000	
9. Fuel type.....		<u>CNG</u>	
10. Fuel usage.....		<u>3</u>	mpg
11. Emissions rating			
a. CO.....		<u>15.5</u>	g/bhp/hr
b. HC (total hydrocarbons).....		<u>0.14</u>	g/bhp/hr
c. NO _x		<u>0.20</u>	g/bhp/hr
d. Particulate Matter.....		<u>0.01</u>	g/bhp/hr
12. Safety Features.....		<u>3rd Eye Cameras</u>	
13. Color.....		<u>White</u> chassis/green body	
14. GPS Monitoring and Tracking Features		<u>On-board</u> computer	
15. Use a separate page(s) to discuss advantages of this vehicle in terms of a) past experience; b) efficiency; c) ease of operations; d) cost of operations; and e) clean air standards. Please see our response to item 15 on the following page.			

Automated Side Loaders Advantages

WMAC will use Automated Side Loaders manufactured by AutoCar to service SFD, MFD and commercial carts. Waste Management has an excellent relationship with AutoCar. We have found AutoCar products provide safe, environmentally responsible, and durable trucks. Our technicians and drivers are familiar with these vehicles. These trucks are the best fit for work in the City of Oakland.

Waste Management has worked with AutoCar across the country, purchasing trucks to service customers in our operations in a variety of locations. Working closely in partnership, Waste Management and AutoCar have developed truck specifications that meet and exceed the needs for reliable service each week for Waste Management customers.



As in all aspects of our operations, WMAC focuses on safety. AutoCar trucks provide a variety of features that ensure the safety for both the driver and the public. Safety aspects include

- Tough durable cab – the larger, stronger Expedito cab and doors are fully welded, two sided galvanized steel structure providing unmatched strength making it one of the safest cabs on the market
- Superior visibility – the Expedito cab offers minimum obstruction in the 360 degree view. A curved windshield minimizes “A” pillar front obstructions. A one-piece rear window, curved corner windows, and lowered emissions components minimize blind spots. Integrated controls eliminate body controls on top of dash, enhancing the cross cab view.
- Larger ergonomic cab – Autocar provides a larger cab environment. The position of the cab and the floor height are lowered and ingress/egress is significantly improved. Each precision instrument and control is ergonomically designed and located.
- Turning radius - a tighter turn radius allows operators to avoid accidents while improving efficiency and productivity. Expedito has the best turn radius in the industry! Spending less time in reverse improves efficiency and fuel economy and also keeps the drivers safer from accidents.
- Integrated cameras- cameras allow the operator as well as management to view a variety of aspects of the trucks operations ensuring efficiency and safety.
- Built-in Traffic alerts- back up alarms and strobe lights help other drivers see the truck and increase awareness of its operation.

AutoCar trucks weigh less than many other company's trucks, providing engine efficiency. We have also stressed fuel efficiency in the design of these CNG trucks, ensuring that they provide the highest efficiency possible.

To ensure that trucks perform their routes each day, WMAC selected trucks for their durability as well. AutoCar trucks include the strongest frame and the best overall strength-to-weight ratio in the industry.

Working with AutoCar, Waste Management has developed a complete training program for maintaining these trucks. AutoCar provides parts and service information to ensure that WMAC mechanics are fully trained to provide all necessary maintenance. WMAC drivers also use these trucks every day, servicing customers throughout Alameda County, ensuring proper training and safe operation.

MM&O COLLECTION SERVICES FORM 14 VEHICLE SPECIFICATIONS Complete One Form for Each Vehicle Type			
1. Material to be Collected <input checked="" type="checkbox"/> Mixed Materials <input type="checkbox"/> Recyclables <input type="checkbox"/> Organic Materials (If vehicle is to be used to collected multiple materials check all appropriate boxes)			
2. Quantity of Vehicles.....		<u>14</u>	
3. Manufacturer and Model.....		<u>Autocar</u>	
a. Cab and Chassis.....		<u>ACX64</u>	
b. Body.....		<u>McNeilus 4087 SFEL</u>	
c. Engine.....		<u>Cummins ISL-G</u>	
d. Transmission.....		<u>Allison 4500</u>	
4. Cab and Chassis:			
a. Cab Height		<u>102</u>	inches
b. Number of Axles		<u>4</u>	
c. Overall Length With Body Mounted		Arm stowed: 392 Arm down/ fork down: 457.5 inches	
5. Body:			
a. Type of Body.....		<u>Commercial front loader</u>	
b. Rated Capacity.....		<u>40</u>	cu. yd.
c. Practical or Net Capacity.....		<u>28</u>	cu. yd.
d. No. of Collection Compartments.....		<u>1</u>	cu. yd.
e. Net Capacity of Each Compartment		<u>40</u>	cu. yd.
f. Overall Body Length.....		<u>297</u>	inches
g. Body Height		<u>119</u>	inches
h. Body Width		<u>102</u>	inches
i. Loading Height Above Ground.....		Minimum	<u>N/A</u> inches
		Maximum	<u>N/A</u> inches

MM&O COLLECTION SERVICES FORM 14 VEHICLE SPECIFICATIONS Complete One Form for Each Vehicle Type			
6. Weight.....	GVW	<u>72,000</u>	lbs. Tare <u>18,230</u> lbs.
7. Will the vehicles be owned, leased, or other?.....		<u>Owned</u>	
8. Purchase cost of each vehicle.....		\$343,000	
9. Fuel type.....		<u>CNG</u>	
10. Fuel usage.....		<u>3</u>	mpg
11. Emissions rating			
a. CO.....		<u>15.5</u>	g/bhp/hr
b. HC (total hydrocarbons).....		<u>0.14</u>	g/bhp/hr
c. NO _x		<u>0.20</u>	g/bhp/hr
d. Particulate Matter.....		<u>0.01</u>	g/bhp/hr
12. Safety Features.....		<u>3rd Eye Camera</u>	
13. Color.....		<u>White</u> chassis/green body	
14. GPS Monitoring and Tracking Features		<u>On-board</u> computer	
15. Use a separate page(s) to discuss advantages of this vehicle in terms of a) past experience; b) efficiency; c) ease of operations; d) cost of operations; and e) clean air standards. Please see our response to item 15 on attached page.			

32

Additional Safety Features:
Backup cameras
Backup alarms
Strobe light
Yellow tail

Front-End Loaders Advantages

WMAC will use Front-End Loaders manufactured by AutoCar to service MFD and commercial metal bins. Waste Management has an excellent relationship with AutoCar. We have found AutoCar products provide safe, environmentally responsible, and durable trucks. Our technicians and drivers are familiar with these vehicles. These trucks are the best fit for work in the City of Oakland.



Waste Management has worked with AutoCar across the country, purchasing trucks to service customers in our operations in a variety of locations. Working closely in partnership, Waste Management and AutoCar have developed truck specifications that meet and exceed the needs for reliable service each week for Waste Management customers.

As in all aspects of our operations, WMAC focuses on safety. AutoCar trucks provide a variety of features that ensure the safety for both the driver and the public. Safety aspects include

- Tough durable cab – the larger, stronger Expeditor cab and doors are fully welded, two sided galvanized steel structure providing unmatched strength making it one of the safest cabs on the market
- Superior visibility – the Expeditor cab offers minimum obstruction in the 360 degree view. A curved windshield minimizes “A” pillar front obstructions. A one-piece rear window, curved corner windows, and lowered emissions components minimize blind spots. Integrated controls eliminate body controls on top of dash, enhancing the cross cab view.
- Larger ergonomic cab – Autocar provides a larger cab environment. The position of the cab and the floor height are lowered and ingress/egress is significantly improved. Each precision instrument and control is ergonomically designed and located.
- Turning radius - a tighter turn radius allows operators to avoid accidents while improving efficiency and productivity. Expeditor has the best turn radius in the industry! Spending less time in reverse improves efficiency and fuel economy and also keeps the drivers safer from accidents.
- Integrated cameras- cameras allow the operator as well as management to view a variety of aspects of the trucks operations ensuring efficiency and safety.
- Built-in Traffic alerts- back up alarms and strobe lights help other drivers see the truck and increase awareness of its operation.

AutoCar trucks weigh less than many other company’s trucks, providing engine efficiency. We have also stressed fuel efficiency in the design of these CNG trucks, ensuring that they provide the highest efficiency possible.

To ensure that trucks perform their routes each day, WMAC selected trucks for their durability as well. AutoCar trucks include the strongest frame and the best overall strength-to-weight ratio in the industry.

Working with AutoCar, Waste Management has developed a complete training program for maintaining these trucks. AutoCar provides parts and service information to ensure that WMAC mechanics are fully trained to provide all necessary maintenance. WMAC drivers also use these trucks every day, servicing customers throughout Alameda County, ensuring proper training and safe operation.

MM&O COLLECTION SERVICES FORM 14 VEHICLE SPECIFICATIONS Complete One Form for Each Vehicle Type			
1. Material to be Collected <input checked="" type="checkbox"/> Mixed Materials <input type="checkbox"/> Recyclables <input checked="" type="checkbox"/> Organic Materials <i>(If vehicle is to be used to collected multiple materials check all appropriate boxes)</i>			
2. Quantity of Vehicles		<u>17</u>	
3. Manufacturer and Model		<u>Autocar</u>	
a. Cab and Chassis.....		<u>ACX64</u>	
b. Body.....		<u>McNeilus 2511 HD</u>	
c. Engine.....		<u>Cummins ISL-G</u>	
d. Transmission.....		<u>Allison 4500</u>	
4. Cab and Chassis:			
a. Cab Height	<u>102</u>		inches
b. Number of Axles	<u>3</u>		
c. Overall Length With Body Mounted	<u>388</u>		inches
5. Body:			
a. Type of Body.....	<u>Rear</u>	loader	
b. Rated Capacity.....	<u>25</u>		cu. yd.
c. Practical or Net Capacity.....	<u>22</u>		cu. yd.
d. No. of Collection Compartments.....	<u>1</u>		cu. yd.
e. Net Capacity of Each Compartment	<u>25</u>		cu. yd.
f. Overall Body Length.....	<u>373</u>		inches
g. Body Height	<u>100</u>		inches
h. Body Width	<u>98</u>		inches
i. Loading Height Above Ground.....	Minimum	<u>37</u>	inches
	Maximum	<u>39</u>	inches

MM&O COLLECTION SERVICES FORM 14 VEHICLE SPECIFICATIONS Complete One Form for Each Vehicle Type			
6. Weight.....	GVW	<u>66,000</u>	lbs. Tare <u>17,091</u> lbs.
7. Will the vehicles be owned, leased, or other?.....		<u>Owned</u>	
8. Purchase cost of each vehicle.....		\$312,000	
9. Fuel type.....		<u>CNG</u>	
10. Fuel usage.....		<u>3</u>	mpg
11. Emissions rating			
a. CO.....		<u>15.5</u>	g/bhp/hr
b. HC (total hydrocarbons).....		<u>0.14</u>	g/bhp/hr
c. NO _x		<u>0.20</u>	g/bhp/hr
d. Particulate Matter.....		<u>0.01</u>	g/bhp/hr
12. Safety Features.....		<u>3rd Eye</u> Camera	
13. Color.....		<u>White</u> chassis/green body	
14. GPS Monitoring and Tracking Features		<u>On-board</u> computer	
15. Use a separate page(s) to discuss advantages of this vehicle in terms of a) past experience; b) efficiency; c) ease of operations; d) cost of operations; and e) clean air standards. Please see our response to item 15 on the following page.			

32

Additional Safety Features:
Backup cameras
Backup alarms
Strobe light
Yellow tail

Rear End Loaders advantages

WMAC will use Rear-End Loaders manufactured by AutoCar to service Bulky, SFD MFD and commercial carts and manually-loaded materials. Waste Management has an excellent relationship with AutoCar. We have found AutoCar products provide safe, environmentally responsible, and durable trucks. Our technicians and drivers are familiar with these vehicles. These trucks are the best fit for work in the City of Oakland.



Waste Management has worked with AutoCar across the country, purchasing trucks to service customers in our operations in a variety of locations. Working closely in partnership, Waste Management and AutoCar have developed truck specifications that meet and exceed the needs for reliable service each week for Waste Management customers.

As in all aspects of our operations, WMAC focuses on safety. AutoCar trucks provide a variety of features that ensure the safety for both the driver and the public. Safety aspects include

- Tough durable cab – the larger, stronger Expeditor cab and doors are fully welded, two sided galvanized steel structure providing unmatched strength making it one of the safest cabs on the market
- Superior visibility – the Expeditor cab offers minimum obstruction in the 360 degree view. A curved windshield minimizes “A” pillar front obstructions. A one-piece rear window, curved corner windows, and lowered emissions components minimize blind spots. Integrated controls eliminate body controls on top of dash, enhancing the cross cab view.
- Larger ergonomic cab – Autocar provides a larger cab environment. The position of the cab and the floor height are lowered and ingress/egress is significantly improved. Each precision instrument and control is ergonomically designed and located.
- Turning radius - a tighter turn radius allows operators to avoid accidents while improving efficiency and productivity. Expeditor has the best turn radius in the industry! Spending less time in reverse improves efficiency and fuel economy and also keeps the drivers safer from accidents.
- Integrated cameras- cameras allow the operator as well as management to view a variety of aspects of the trucks operations ensuring efficiency and safety.
- Built-in Traffic alerts- back up alarms and strobe lights help other drivers see the truck and increase awareness of its operation.

AutoCar trucks weigh less than many other company's trucks, providing engine efficiency. We have also stressed fuel efficiency in the design of these CNG trucks, ensuring that they provide the highest efficiency possible.

To ensure that trucks perform their routes each day, WMAC selected trucks for their durability as well. AutoCar trucks include the strongest frame and the best overall strength-to-weight ratio in the industry.

Working with AutoCar, Waste Management has developed a complete training program for maintaining these trucks. AutoCar provides parts and service information to ensure that WMAC mechanics are fully trained to provide all necessary maintenance. WMAC drivers also use these trucks every day, servicing customers throughout Alameda County, ensuring proper training and safe operation.

MM&O COLLECTION SERVICES FORM 14 VEHICLE SPECIFICATIONS Complete One Form for Each Vehicle Type			
1. Material to be Collected <input checked="" type="checkbox"/> Mixed Materials <input type="checkbox"/> Recyclables <input checked="" type="checkbox"/> Organic Materials <i>(If vehicle is to be used to collected multiple materials check all appropriate boxes)</i>			
2. Quantity of Vehicles		<u>7</u>	
3. Manufacturer and Model		<u>Freightliner</u>	
a. Cab and Chassis.....		<u>M2-112</u>	
b. Body.....		<u>AMREP</u>	
c. Engine.....		<u>Cummins</u> ISL-G	
d. Transmission.....		<u>Allison</u> 4500 RDS	
4. Cab and Chassis:			
a. Cab Height	<u>110</u>	inches	
b. Number of Axles	<u>3</u>		
c. Overall Length With Body Mounted	<u>309</u>	inches	
5. Body:			
a. Type of Body.....	<u>Roll-off</u>		
b. Rated Capacity.....	<u>N/A</u>	cu. yd.	
c. Practical or Net Capacity.....	<u>N/A</u>	cu. yd.	
d. No. of Collection Compartments.....	<u>N/A</u>	cu. yd.	
e. Net Capacity of Each Compartment	<u>N/A</u>	cu. yd.	
f. Overall Body Length.....	<u>282</u>	inches	
g. Body Height	<u>54</u>	inches	
h. Body Width	<u>102</u>	inches	
i. Loading Height Above Ground.....	Minimum	<u>0</u>	inches
	Maximum	<u>0</u>	inches

MM&O COLLECTION SERVICES FORM 14 VEHICLE SPECIFICATIONS Complete One Form for Each Vehicle Type			
6. Weight.....	GVW	<u>64,000</u>	lbs. Tare <u>16,785</u> lbs.
7. Will the vehicles be owned, leased, or other?.....		<u>Owned</u>	
8. Purchase cost of each vehicle.....		\$260,000	
9. Fuel type.....		<u>CNG</u>	
10. Fuel usage.....		<u>3</u>	mpg
11. Emissions rating			
a. CO.....		<u>15.5</u>	g/bhp/hr
b. HC (total hydrocarbons).....		<u>0.14</u>	g/bhp/hr
c. NO _x		<u>0.20</u>	g/bhp/hr
d. Particulate Matter.....		<u>0.01</u>	g/bhp/hr
12. Safety Features.....		<u>Please</u> see below	
13. Color.....		<u>White</u>	
14. GPS Monitoring and Tracking Features		<u>On-board</u> computer	
15. Use a separate page(s) to discuss advantages of this vehicle in terms of a) past experience; b) efficiency; c) ease of operations; d) cost of operations; and e) clean air standards.			
Backup alarms			
Yellow tail			

32

Vocational Cab - Strong lightweight corrosion resistant aluminum that is reinforced with e-coated steel and assembled to precise manufacturing tolerances with Henrob rivets and welded construction. This process produces a durable and safe cab that meets stringent A-pillar impact, rollover and back wall impact tests. Largest door opening in its class with 65 in. driver door opening with low step height with slip resistant dual steps plus strategically placed exterior and interior grab handles. This enhances safety and helps reduce driver fatigue.

Visibility - Large windshield and aerodynamic sloped hood provide best in class visibility. 2500 sq in windshield giving drivers unparalleled visibility.

Aerodynamic sloped hood with torsion bar assist needing only 21 lbs of effort to open. Tilt nearly 90 degrees for driver easy access to components reducing driver fatigue and increase productivity.

Maneuverability - Up to 55 degree wheel cut provides superior maneuverability, increase productivity, reducing accidents. Combined with the set back axle, aerodynamic hood and swept back front bumper the M2 has excellent visibility and maneuverability to help the driver throughout is work day.

Insulation - Extensive interior insulation reduces noise and provides protection against the elements. Helps reduce driver fatigue.

Superior HVAC system and roomy cab provide a cab environment that reduces fatigue. Ergonomically designed drivers area features an automotive style dashboard, easy to read LED-backlit gauges and controls that are within easy reach. The cab has 14 vents, including 2 in each door for excellent defrosters and best in class HVAC system.

Roll off Advantages

WMAC has selected Freightliner M2-112 Roll off trucks to service customers using Roll off service in the City of Oakland. Waste Management has an excellent relationship with Freightliner. We have found that Freightliner trucks provide safe,

environmental responsible, durable trucks which our technicians and drivers already operate in Alameda County. These trucks provide the highest level of service for our Oakland customers.



Waste Management has worked with Freightliner across the country, purchasing trucks to service customers in our operations in a variety of locations. Working closely in partnership, Waste Management and Freightliner have developed truck specifications that meet and exceed the needs for reliable service each week for Waste Management customers.

As in all aspects of our operations, WMAC focuses on safety. Freightliner trucks provide a variety of features that ensure the safety for both the driver and the public. Safety aspects include

- Vocational Cab – Strong lightweight corrosion resistant aluminum that is reinforced with e-coated steel and assembled to precise manufacturing tolerances with Henrob rivets and welded construction. This process produces a durable and safe cab that meets stringent A-pillar impact, rollover and back wall impact tests. Largest door opening in its class with 65 in. driver door opening with low step height with slip resistant dual steps plus strategically placed exterior and interior grab handles. This enhances safety and helps reduce driver fatigue.
- Visibility – Large windshield and aerodynamic sloped hood provide best in class visibility. 2500 square feet in windshield giving drivers unparalleled visibility.
- Aerodynamic sloped hood with torsion bar assist needing only 21 lbs of effort to open. Tilt nearly 90 degrees for driver easy access to components reducing driver fatigue and increase productivity.
- Maneuverability – Up to 55 degree wheel cut provides superior maneuverability, increase productivity, reducing accidents. Combined with the set back axle, aerodynamic hood and swept back front bumper the M2 has excellent visibility and maneuverability to help the driver throughout is work day.
- Insulation – Extensive interior insulation reduces noise and provides protection against the elements. Helps reduce driver fatigue.
- Superior HVAC system and roomy cab provide a cab environment that reduces fatigue. Ergonomically designed drivers area features an automotive style dashboard, easy to read LED-backlit gauges and controls that are within easy reach. The cab has 14 vents, including 2 in each door for excellent defrosters and best in class HVAC system.

Freightliner trucks also provide the most environmentally responsible alternatives for roll off collection vehicles. These are the only roll off trucks available with a CNG engine, ensuring reduced emissions, helping the environment, customers and operators. We have also stressed fuel efficiency in the design of these CNG trucks, ensuring that they provide the highest efficiency possible.

To ensure that trucks perform their routes each day, WMAC selected trucks for their durability as well. Freightliner trucks include the strongest frame and the best overall strength-to-weight ratio in the industry.

Working with Freightliner, Waste Management has developed a complete training program for maintaining these trucks. Freightliner provides parts and service information to ensure that WMAC mechanics are fully trained to provide all necessary maintenance. WMAC drivers also use these trucks every day, servicing customers throughout Alameda County, ensuring proper training and safe operation.

33

MM&O COLLECTION SERVICES FORM 15 GUARANTEED MINIMUM DIVERSION RATE	
Year	Minimum Diversion Rate
7/1/2015 – 12/31/2015	<u>2.75%</u>
1/1/2016 – 12/31/2016	<u>5.50%</u>
1/1/2017 – 12/31/2017	<u>5.23%</u>
1/1/2018 – 12/31/2018	<u>10.75%</u>
1/1/2019 – 12/31/2019	<u>4.98%</u>
1/1/2020 – 12/31/2020	<u>8.18%</u>
1/1/2021 – 12/31/2021	<u>5.41%</u>
1/1/2022 – 12/31/2022	<u>4.35%</u>
1/1/2023 – 12/31/2023	<u>4.66%</u>
1/1/2024 – 12/31/2024	<u>4.39%</u>
1/1/2025 – 6/30/2025	<u>2.01%</u>
<u>The following minimum Diversion rates are to be completed on or before July 1, 2023.</u>	
7/1/2025 – 12/31/2025	<u>2.01%</u>
1/1/2026 – 12/31/2026	<u>3.86%</u>
1/1/2027 – 12/31/2027	<u>4.13%</u>
1/1/2028 – 12/31/2028	<u>3.87%</u>
1/1/2029 – 12/31/2029	<u>3.87%</u>
1/1/2030 – 6/30/2030	<u>4.04%</u>
7/1/2030 – 12/31/2030	<u>1.96%</u>
1/1/2031 – 12/31/2031	<u>0.00%</u>
1/1/2032 – 12/31/2032	<u>0.00%</u>
1/1/2033 – 12/31/2033	<u>0.00%</u>
1/1/2034 – 12/31/2034	<u>0.00%</u>
1/1/2035 – 6/30/2035	<u>0.00%</u>

34

35 This page intentionally left blank.

MM&O COLLECTION SERVICES FORM 16**COMBINED SCHEDULE C-1, P, V****Schedule C-1****“DECLARATION OF COMPLIANCE WITH THE
AMERICANS WITH DISABILITIES ACT”**

(Applicable to all city departments on all contracts and to be completed by the Prime Contractor)

The Americans with Disabilities Act (ADA) requires that private organizations serving the public make their goods, services and facilities accessible to people with disabilities. Furthermore, the City of Oakland requires that all of its Contractors comply with their ADA obligations and verify such compliance by signing this Declaration of Compliance.

I certify that I will comply with the Americans with Disabilities Act by:

- A. Adopting policies, practices and procedures that ensure non-discrimination and equal access to Contractor's goods, services and facilities for people with disabilities;
- B. Providing goods, services and facilities to individuals with disabilities in an integrated setting, except when separate programs are required to ensure equal access;
- C. Making reasonable modifications in programs, activities and services when necessary to ensure equal access to individuals with disabilities, unless fundamental alteration in the nature of the Contractor's program would result;
- D. Removing architectural barriers in existing facilities or providing alternative means of delivering goods and services when removal of barriers is cost-prohibitive;
- E. Furnishing auxiliary aids to ensure equally effective communication with persons with disabilities; and
- F. If contractor provides transportation to the public, by providing equivalent accessible transportation to people with disabilities.

MM&O COLLECTION SERVICES FORM 16

COMBINED SCHEDULE C-1, P, V

Schedule P

“NUCLEAR FREE ZONE DISCLOSURE FORM”

I certify that:

- A. Neither this Business Entity nor any of its subsidiaries, affiliates or agents engages in nuclear weapons work or anticipates entering into such work for the duration of its contract(s) with the City of Oakland, and
- B. The appropriate individuals of authority are cognizant of their responsibility to notify the Office of Finance of the City of Oakland if the Business Entity or any of its subsidiaries, affiliates or agents subsequently engages in nuclear weapons work.

Schedule V

“AFFIDAVIT OF NON-DISCIPLINARY OR INVESTIGATORY ACTION”

I certify that the Equal Employment Opportunity Commission (EEOC), Department of Fair Employment & Housing (DFEH) or the Office of Federal Contract Compliance Programs (OFCCP) has not taken disciplinary or investigatory action against the Firm. If such action has been taken, attached hereto is a detailed explanation of the reason for such action, the party instituting such action and the status or outcome of such action.

By signing and submitting this form the prospective primary participant's authorized representative hereby obligates the proposer(s) to the Schedule C-1, Schedule P and Schedule V's stated conditions.

1/9/2013

Date


Signature of Authorized Representative

Waste Management of Alameda County, Inc.

Barry Skolnick

Company Name

Type or Print Name

172 98th Avenue

President, Waste Management of
Alameda County, Inc.

Address

Type or Print Title

Oakland,

CA

94603

510-613-2112 bskolnic@wm.com

City

State

Zip

Phone/Email