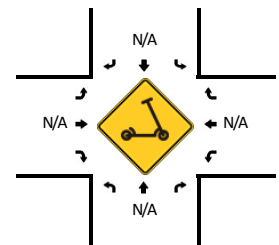
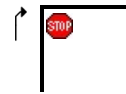
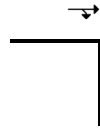
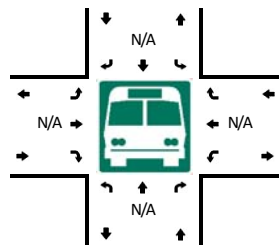
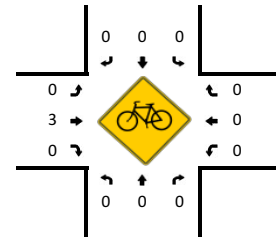
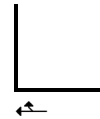
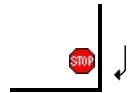
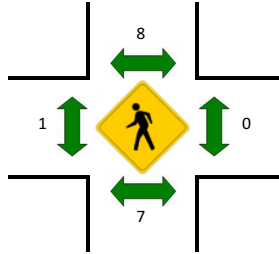
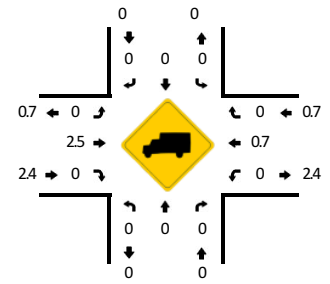
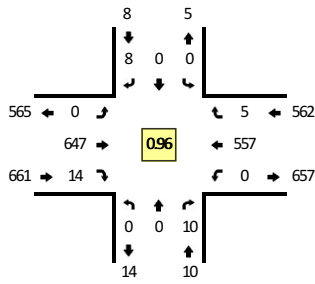


**LOCATION:** Aueson Ave -- Bancroft Ave**CITY/STATE:** Oakland, CA**QC JOB #:** 15927017**DATE:** Thu, Sep 22 2022

Peak-Hour: 4:15 PM -- 5:15 PM  
 Peak 15-Min: 4:15 PM -- 4:30 PM



15-Min Count Period Beginning At	Aueson Ave (Northbound)				Aueson Ave (Southbound)				Bancroft Ave (Eastbound)				Bancroft Ave (Westbound)				Total	Hourly Totals
	Left	Thru	Right	U	Left	Thru	Right	U	Left	Thru	Right	U	Left	Thru	Right	U		
4:00 PM	0	0	2	0	0	0	3	0	0	152	7	0	0	133	3	0	300	
4:15 PM	0	0	3	0	0	0	2	0	0	160	2	0	0	154	1	0	322	
4:30 PM	0	0	0	0	0	0	3	0	0	155	2	0	0	140	2	0	302	
4:45 PM	0	0	2	0	0	0	1	0	0	156	5	0	0	141	0	0	305	1229
5:00 PM	0	0	5	0	0	0	2	0	0	176	5	0	0	122	2	0	312	1241
5:15 PM	0	0	1	0	0	0	3	0	0	165	11	0	0	132	1	0	313	1232
5:30 PM	0	0	6	0	0	0	2	0	0	166	6	0	0	128	1	0	309	1239
5:45 PM	0	0	1	0	0	0	0	0	0	171	3	0	0	129	1	0	305	1239
Peak 15-Min Flowrates	Northbound				Southbound				Eastbound				Westbound				Total	
	Left	Thru	Right	U	Left	Thru	Right	U	Left	Thru	Right	U	Left	Thru	Right	U		
All Vehicles	0	0	12	0	0	0	8	0	0	640	8	0	0	616	4	0	1288	
Heavy Trucks	0	0	0	0	0	0	0	0	0	20	0	0	0	4	0	0	24	
Buses																		
Pedestrians		16				8				0				0			24	
Bicycles	0	0	0		0	0	0		0	0	0		0	0	0		0	
Scooters																		

**Comments:**

Report generated on 10/3/2022 5:47 PM

SOURCE: Quality Counts, LLC (<http://www.qualitycounts.net>) 1-877-580-2212